



US00D565101S

(12) **United States Design Patent**
Chan

(10) **Patent No.:** **US D565,101 S**

(45) **Date of Patent:** **** Mar. 25, 2008**

(54) **RETRACTABLE WRITING IMPLEMENT**

(75) **Inventor:** **Sik Leung Chan**, Tsuen Wan (HK)

(73) **Assignee:** **C.C. & L Company Limited**, Tsuen Wan, N.T. (HK)

(**) **Term:** **14 Years**

(21) **Appl. No.:** **29/267,720**

(22) **Filed:** **Oct. 18, 2006**

(51) **LOC (8) Cl.** **19-06**

(52) **U.S. Cl.** **D19/41**

(58) **Field of Classification Search** D19/35,
D19/36, 41, 42, 43, 44, 45, 46, 47, 48, 49,
D19/50, 51, 53, 54, 55, 56, 57; 24/11 R,
24/11 F, 11 P; 401/334, 52, 99, 100, 104,
401/105, 106, 107, 108, 109, 192, 195, 196
See application file for complete search history.

(56) **References Cited**

U.S. PATENT DOCUMENTS

1,675,806	A *	7/1928	Holden	24/561
D77,800	S *	2/1929	Vredenburg	D19/49
1,926,289	A *	9/1933	Kovacs	15/434
D101,073	S *	9/1936	Tamis	D8/99
D124,230	S *	12/1940	Dreyfuss	D19/51
D132,664	S *	6/1942	Dreyfuss	D19/56
D244,025	S *	4/1977	Raahauge	D19/41
D246,722	S *	12/1977	Raahauge	D19/41
D268,501	S *	4/1983	Kruckel et al.	D19/43
D273,395	S *	4/1984	Wilkinson	D19/36
D303,124	S *	8/1989	Li	D19/36
4,872,774	A *	10/1989	Rosso	401/29
D304,601	S *	11/1989	Alskog	D19/49
5,061,104	A *	10/1991	Florjancic	401/195
D336,425	S *	6/1993	Napora, Jr.	D9/545
5,460,022	A *	10/1995	Parsons	70/456 R
D394,876	S *	6/1998	Chuang	D19/53

D413,925	S *	9/1999	Reichmann	D19/36
D428,916	S *	8/2000	Vanini et al.	D19/36
6,474,892	B2 *	11/2002	Chao	401/195
D469,806	S *	2/2003	Chan	D19/46
6,607,323	B2 *	8/2003	Breidenbach et al.	401/6
D485,629	S *	1/2004	Chan	D26/37
D492,724	S *	7/2004	Kimura	D19/54
D497,644	S *	10/2004	Piacenza et al.	D19/53
D509,538	S *	9/2005	Yeh	D19/46
D533,593	S *	12/2006	Kimura	D19/54
D534,212	S *	12/2006	Chan	D19/46
7,264,141	B2 *	9/2007	Patel et al.	222/214
2002/0197095	A1 *	12/2002	Chao	401/195

* cited by examiner

Primary Examiner—Elizabeth A. Albert

Assistant Examiner—Karen E Eldridge Powers

(74) *Attorney, Agent, or Firm*—Daniel P. Burke & Associates, PLLC

(57) **CLAIM**

The ornamental design for a retractable writing implement, as shown and described.

DESCRIPTION

FIG. 1 is a front view of a retractable writing implement showing my new design;

FIG. 2 is a rear view thereof;

FIG. 3 is a right view thereof;

FIG. 4 is a left view thereof;

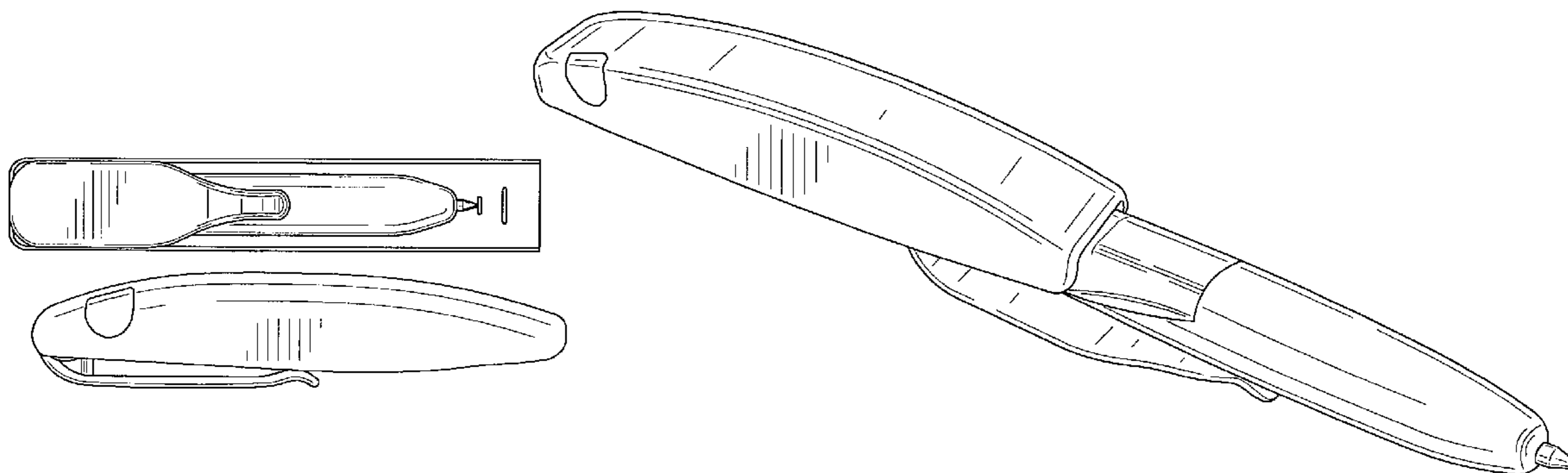
FIG. 5 is a top end view thereof;

FIG. 6 is a bottom end view thereof;

FIG. 7 is a top perspective view; and,

FIG. 8 is a top perspective view with the pen in operable position.

1 Claim, 2 Drawing Sheets



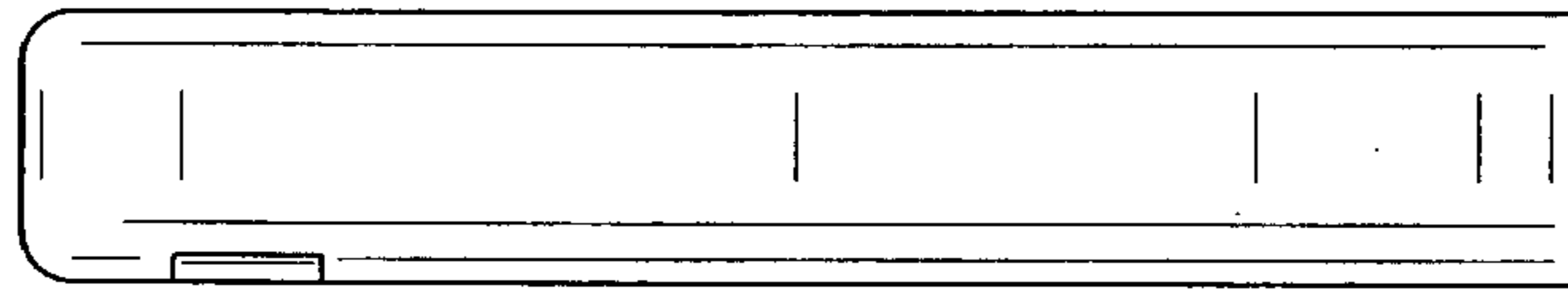


FIG. 1

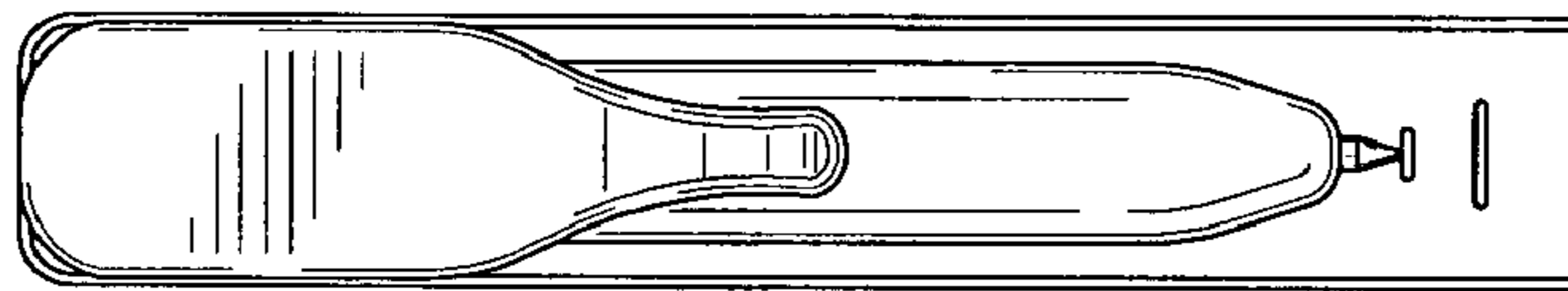


FIG. 2

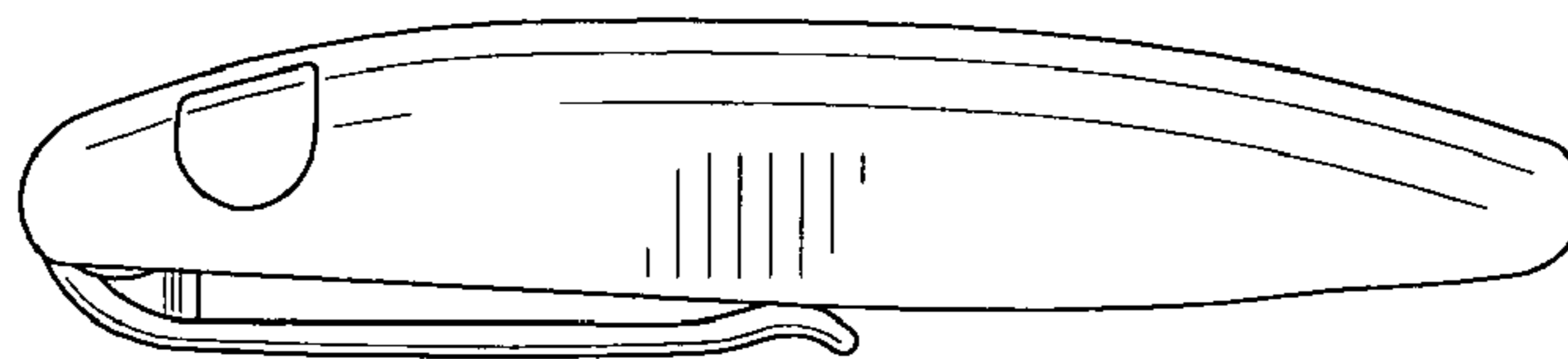


FIG. 3

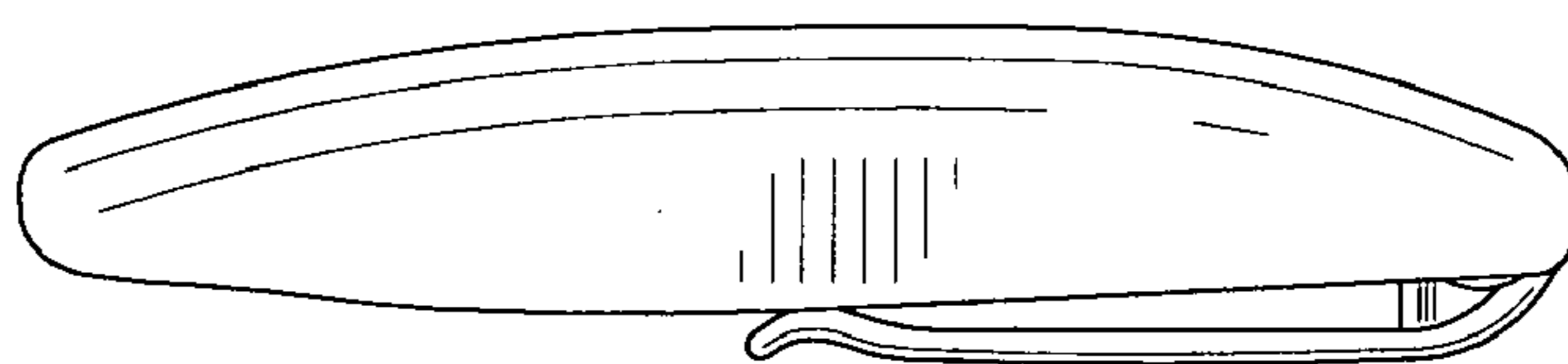


FIG. 4




FIG. 5

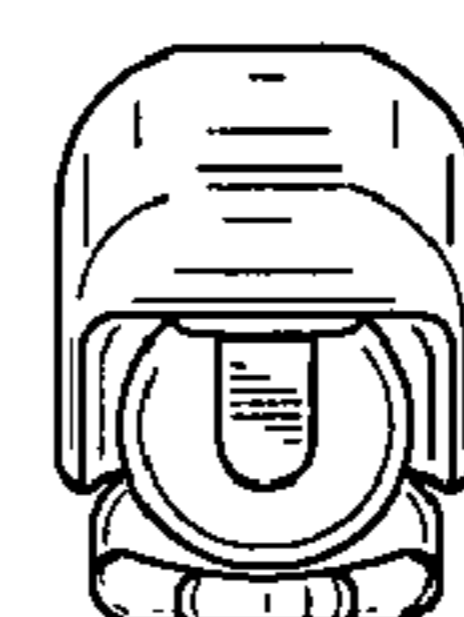


FIG. 6

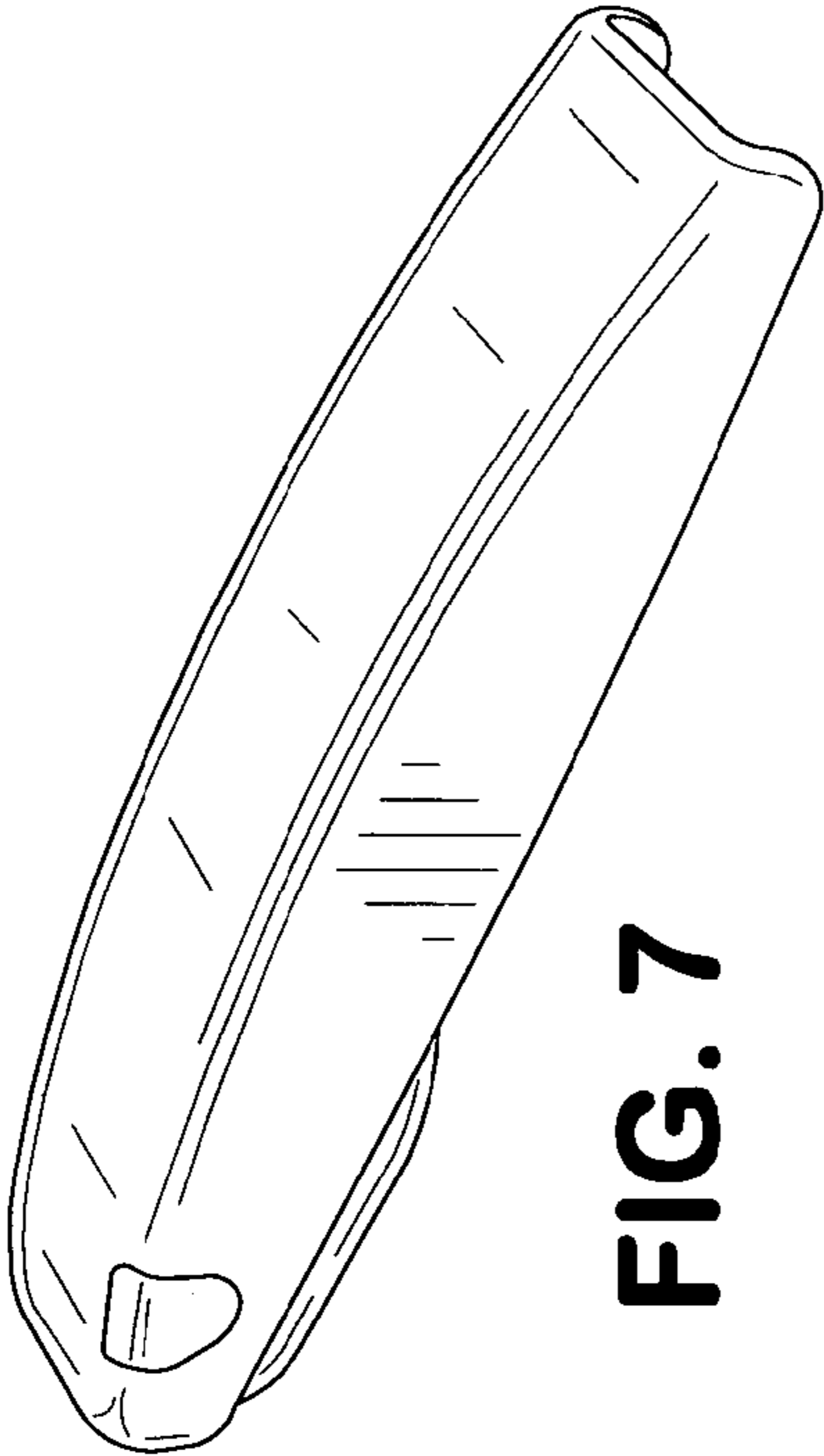


FIG. 7

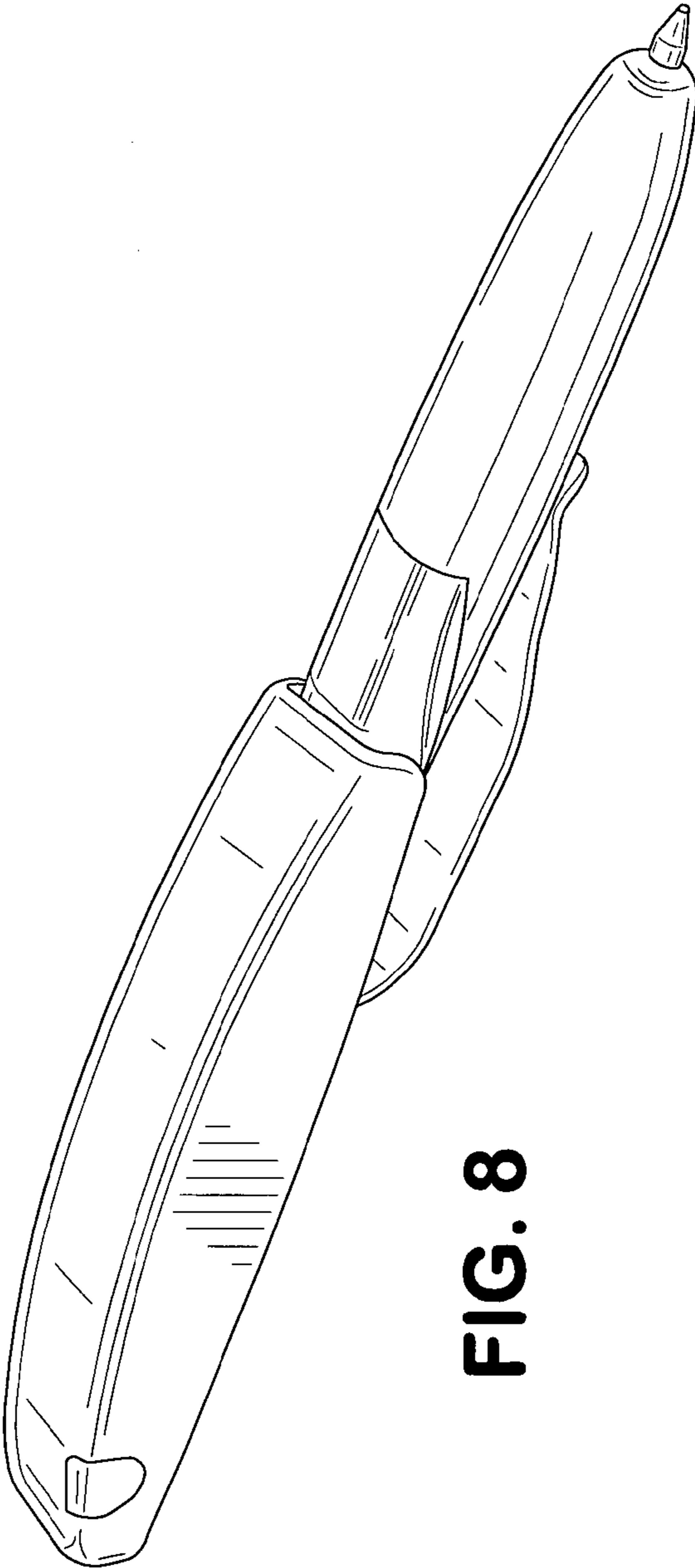


FIG. 8