

US00D565096S

(12) **United States Design Patent**  
**Brown**

(10) **Patent No.:** **US D565,096 S**  
(45) **Date of Patent:** **\*\* \*Mar. 25, 2008**

(54) **PAYMENT CARD WITH A 3CVV DISPLAY**

(76) Inventor: **Kerry D. Brown**, 70 Palmer La.,  
Portola Valley, CA (US) 94028

(\*) Notice: This patent is subject to a terminal disclaimer.

(\*\*) Term: **14 Years**

(21) Appl. No.: **29/264,648**

(22) Filed: **Aug. 16, 2006**

(51) **LOC (8) Cl.** ..... **19-08**

(52) **U.S. Cl.** ..... **D19/10**

(58) **Field of Classification Search** ..... D19/1-12,  
D19/65, 99, 100; 235/380, 449, 487-494;  
283/72-78, 81, 82, 83, 107-114, 904; 379/355,  
379/354, 357, 413; D20/10, 22-27, 40, 42;  
D14/436-437

See application file for complete search history.

(56) **References Cited**

U.S. PATENT DOCUMENTS

- D315,364 S \* 3/1991 Scalice et al. .... D19/10
- 5,359,183 A \* 10/1994 Skodlar ..... 235/493
- D358,419 S \* 5/1995 Runyan ..... D19/10
- 5,539,819 A \* 7/1996 Sonoyama et al. .... 379/357.03
- D406,861 S \* 3/1999 Leedy, Jr. .... D19/10
- 6,196,594 B1 \* 3/2001 Keller ..... 283/82

- 6,386,591 B1 \* 5/2002 Blank ..... 283/75
- 6,764,005 B2 \* 7/2004 Cooper ..... 235/449
- D516,563 S \* 3/2006 Hart et al. .... D14/436
- 2002/0153424 A1 \* 10/2002 Li ..... 235/492
- 2005/0051634 A1 \* 3/2005 Englehardt, II ..... 235/487
- 2006/0186212 A1 \* 8/2006 Cooper ..... 235/492

\* cited by examiner

*Primary Examiner*—Robert M. Spear

*Assistant Examiner*—Susan E Krakower

(74) *Attorney, Agent, or Firm*—Richard B. Main

(57) **CLAIM**

The ornamental design for a payment card with a 3CVV display, as shown and described.

**DESCRIPTION**

FIG. 1 is a front elevational view of a payment card with a 3CVV display showing my new design; and,

FIG. 2 is rear elevational view thereof.

The broken line showing of personal card numbers is included for the purpose of illustrating environmental structure and forms no part of the claimed design.

The broken line showing of personal card numbers illustrates environmental structure and forms no part of the claimed design.

**1 Claim, 1 Drawing Sheet**

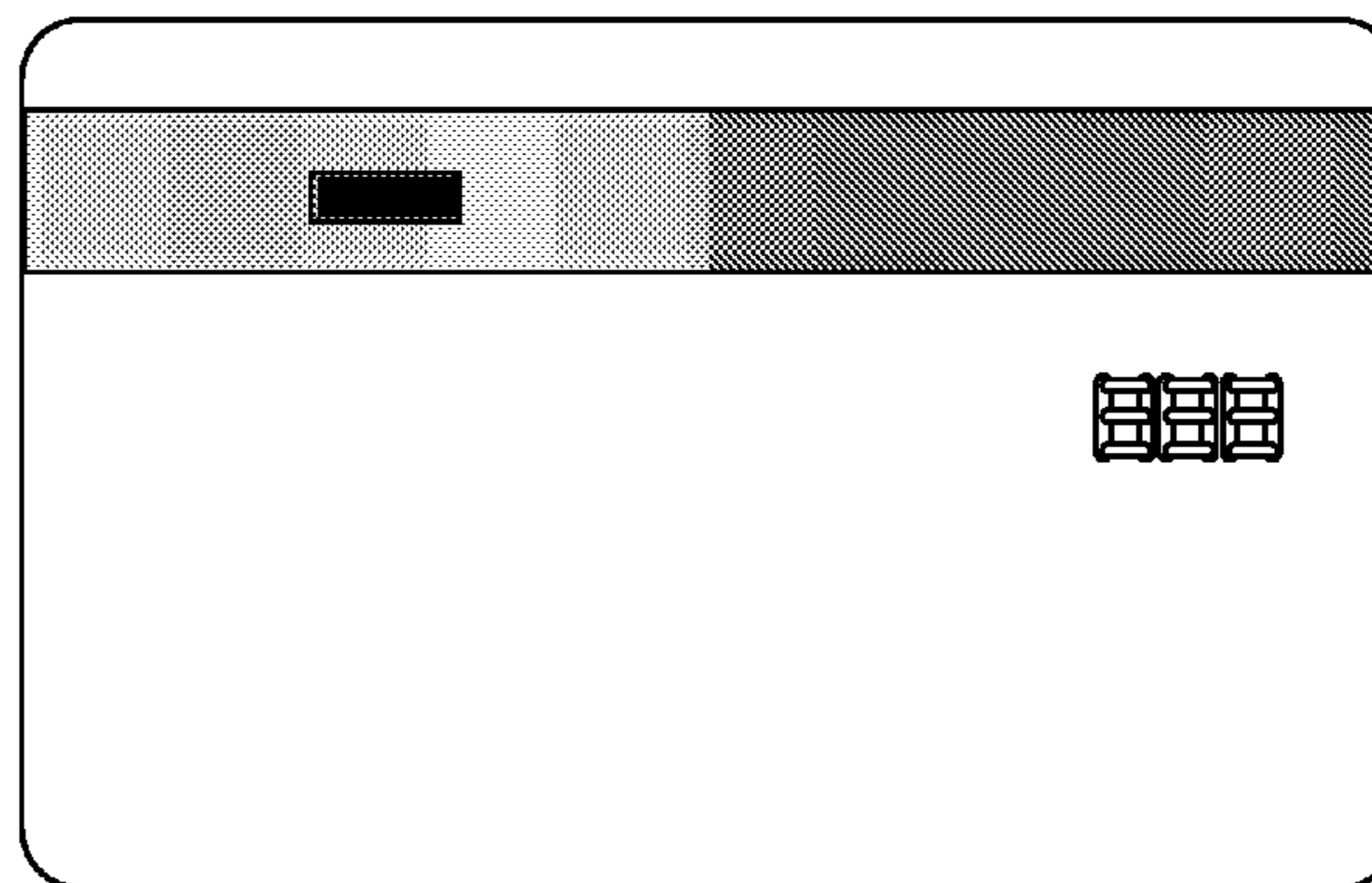
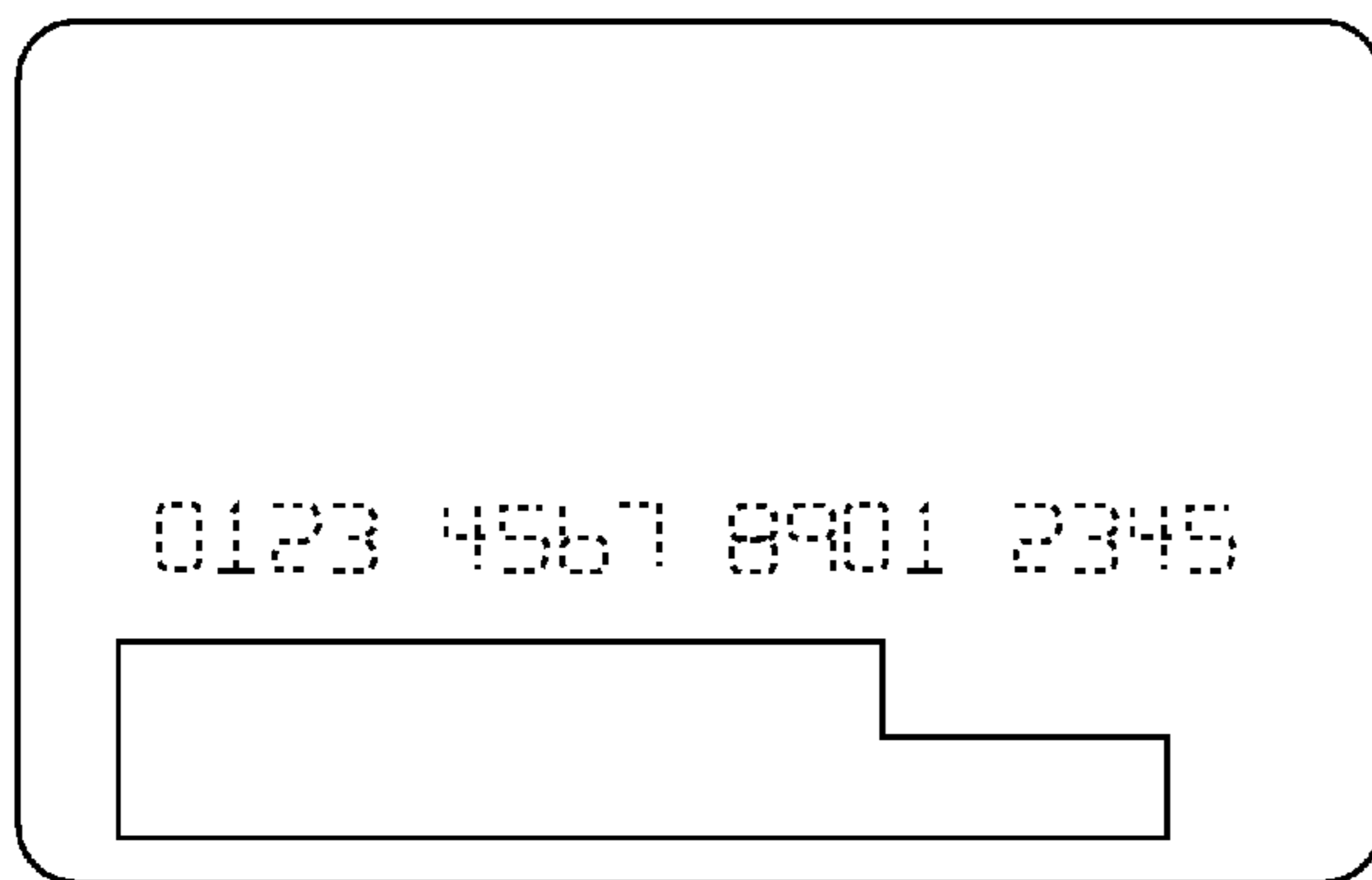


Fig. 1

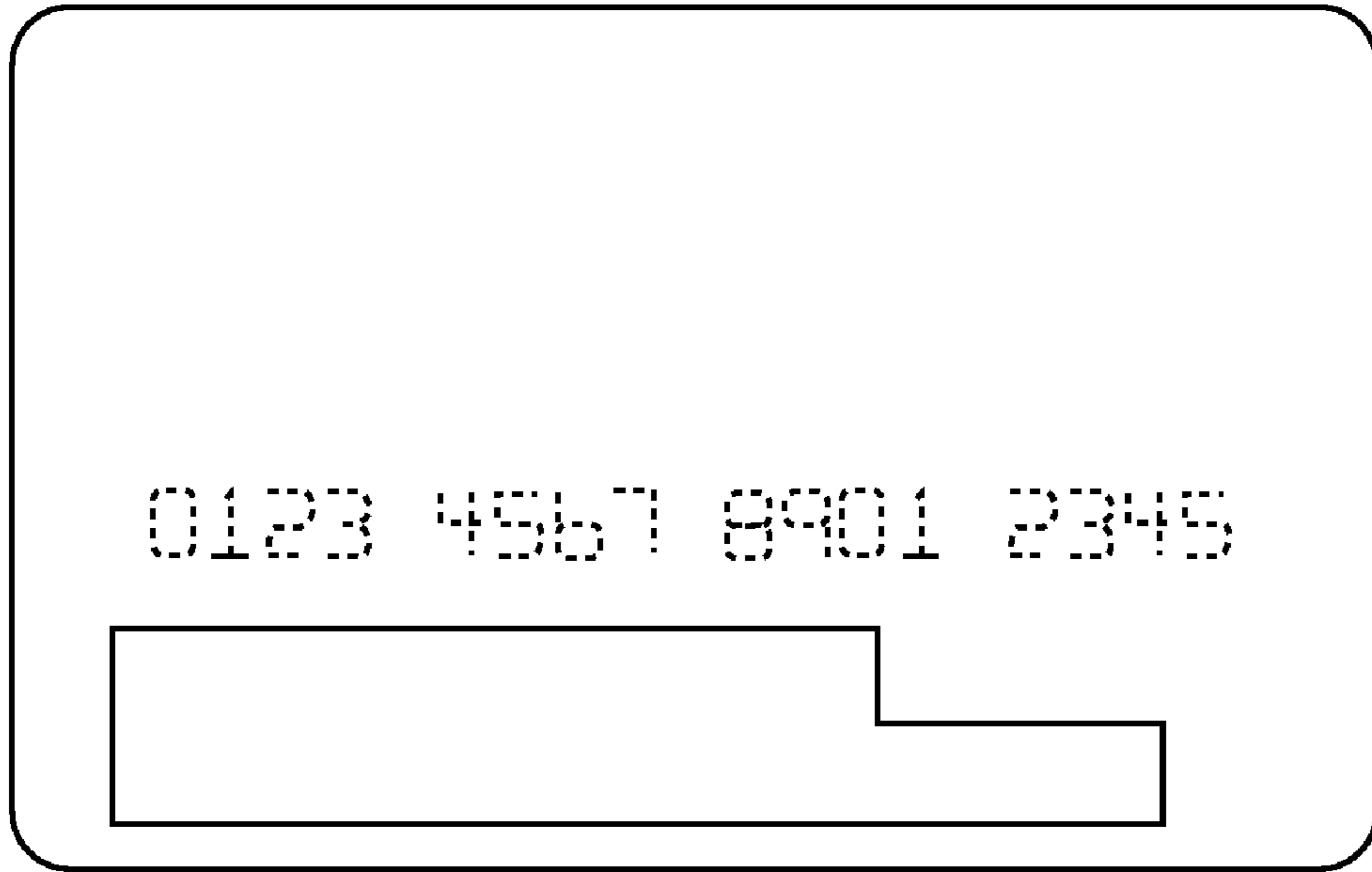


Fig. 2

