



US00D565090S

(12) **United States Design Patent**  
**Yee**

(10) **Patent No.:** **US D565,090 S**  
(45) **Date of Patent:** **\*\* Mar. 25, 2008**

(54) **EYEGLASS**

(75) Inventor: **Peter Yee**, Irvine, CA (US)

(73) Assignee: **Oakley, Inc.**, Foothill Ranch, CA (US)

(\*\*) Term: **14 Years**

(21) Appl. No.: **29/271,210**

(22) Filed: **Jan. 12, 2007**

(51) **LOC (8) Cl.** ..... **16-06**

(52) **U.S. Cl.** ..... **D16/326**

(58) **Field of Classification Search** ..... D16/300-330,  
D16/101, 332-338; D29/109-110; D24/110.2;  
351/41, 44, 51-52, 62, 158, 92, 103-111,  
351/156, 61, 114-119, 121-123; 2/426-432,  
2/447-449, 441, 434-437

See application file for complete search history.

(56) **References Cited**

**U.S. PATENT DOCUMENTS**

D198,939 S	8/1964	Huggins	
D376,810 S *	12/1996	Ohie .....	D16/323
D384,686 S *	10/1997	Jannard et al. ....	D16/326
D390,589 S *	2/1998	Simioni .....	D16/326
D397,350 S	8/1998	Jannard et al.	
D404,754 S	1/1999	Yee et al.	
D420,037 S *	2/2000	Conway .....	D16/326
D424,598 S *	5/2000	Simioni .....	D16/326
D426,847 S *	6/2000	Simioni .....	D16/326

D428,912 S *	8/2000	Bolle .....	D16/326
D524,354 S *	7/2006	Yang .....	D16/320
D525,279 S *	7/2006	Yang .....	D16/326
D525,643 S *	7/2006	Wu .....	D16/326
D545,348 S *	6/2007	Chen .....	D16/326
D557,731 S *	12/2007	Mage .....	D16/335

**OTHER PUBLICATIONS**

Pending, U.S. Appl. No. 29/233,794, filed Jul. 7, 2005, Yee.  
Pending, U.S. Appl. No. 29/242,443, filed Nov. 12, 2005, Yee et al.

\* cited by examiner

*Primary Examiner*—Raphael Barkai

(74) *Attorney, Agent, or Firm*—Gregory K. Nelson

(57) **CLAIM**

The ornamental design for an eyeglass, as shown and described.

**DESCRIPTION**

FIG. 1 is a front perspective view of the eyeglass of the present invention;

FIG. 2 is a front elevational view thereof;


FIG. 3 is a rear elevational view thereof;


FIG. 4 is a left-side elevational view thereof, the right-side elevational view being a mirror image thereof;

FIG. 5 is a top plan view thereof; and,

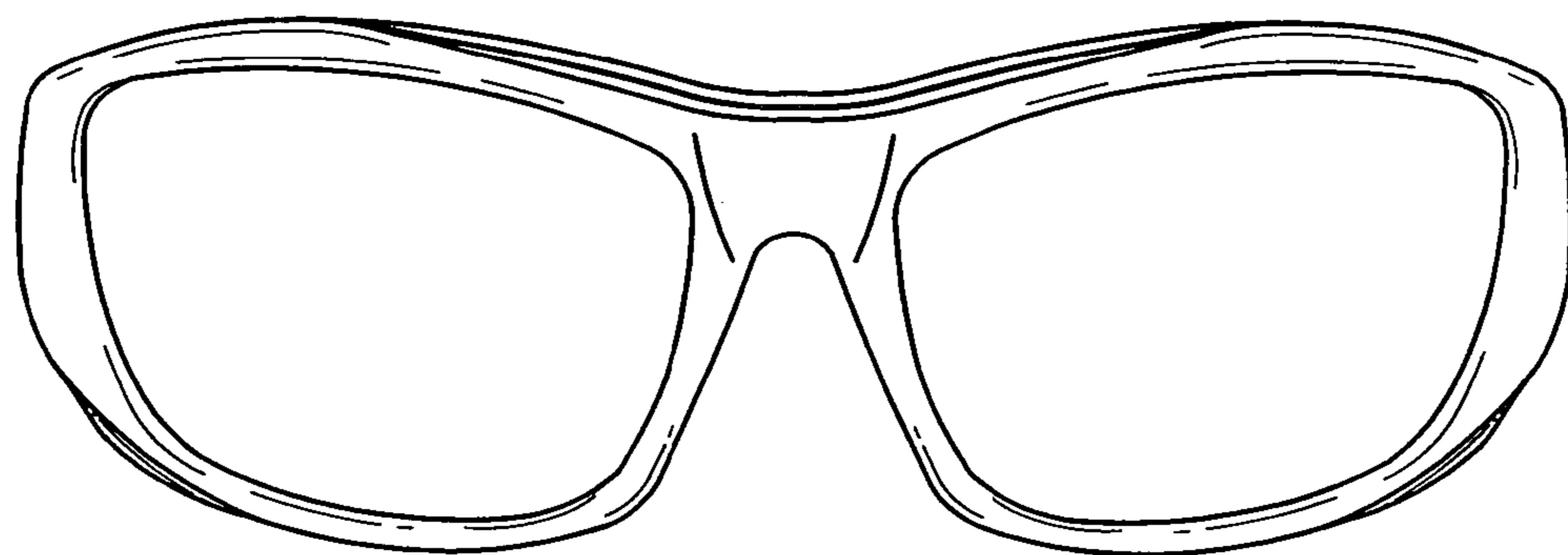
FIG. 6 is a bottom plan view thereof.

**1 Claim, 4 Drawing Sheets**

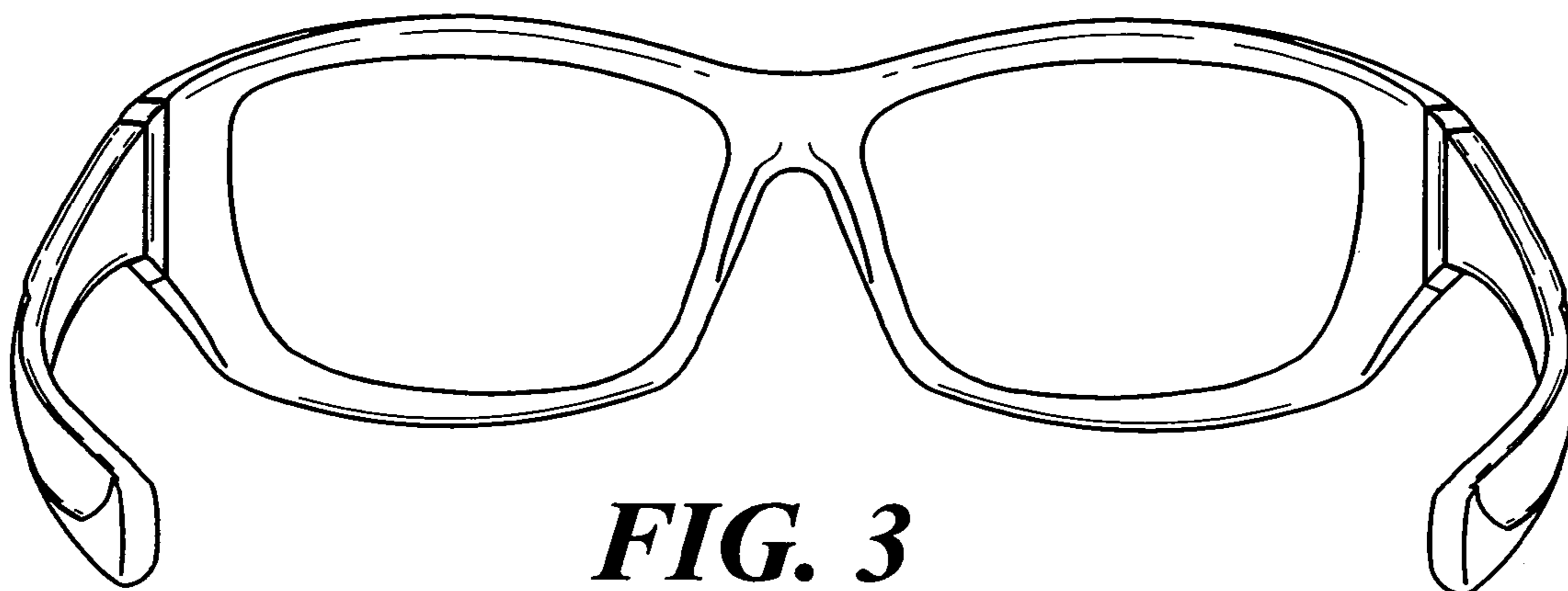




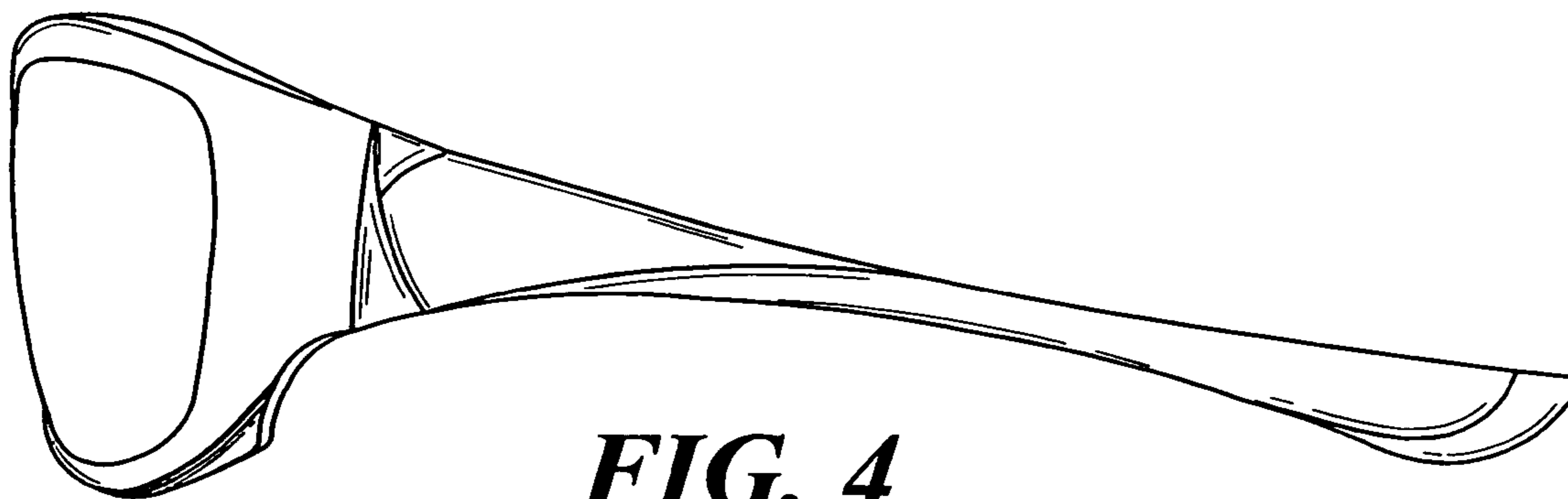
***FIG. 1***



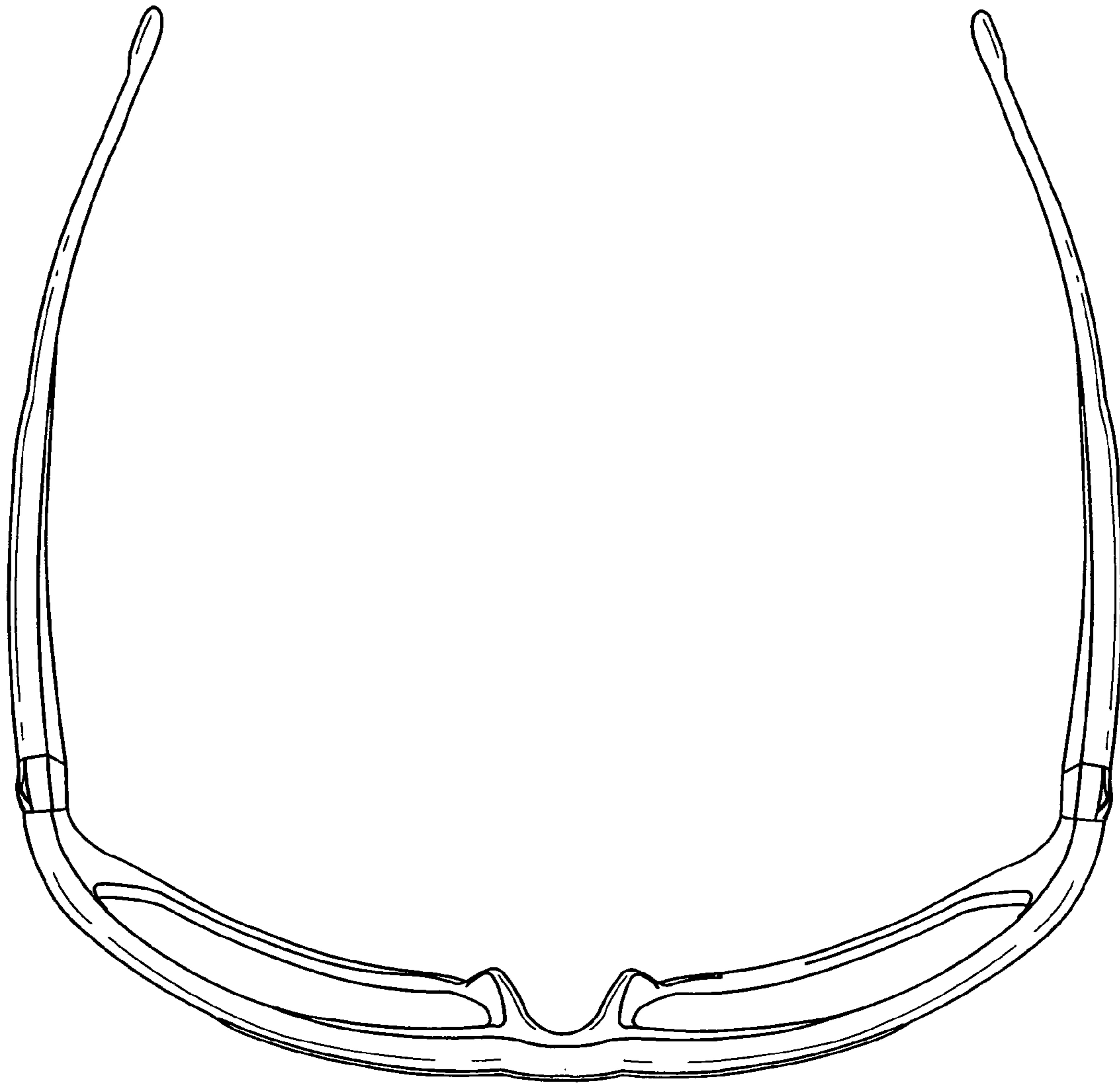
**FIG. 2**



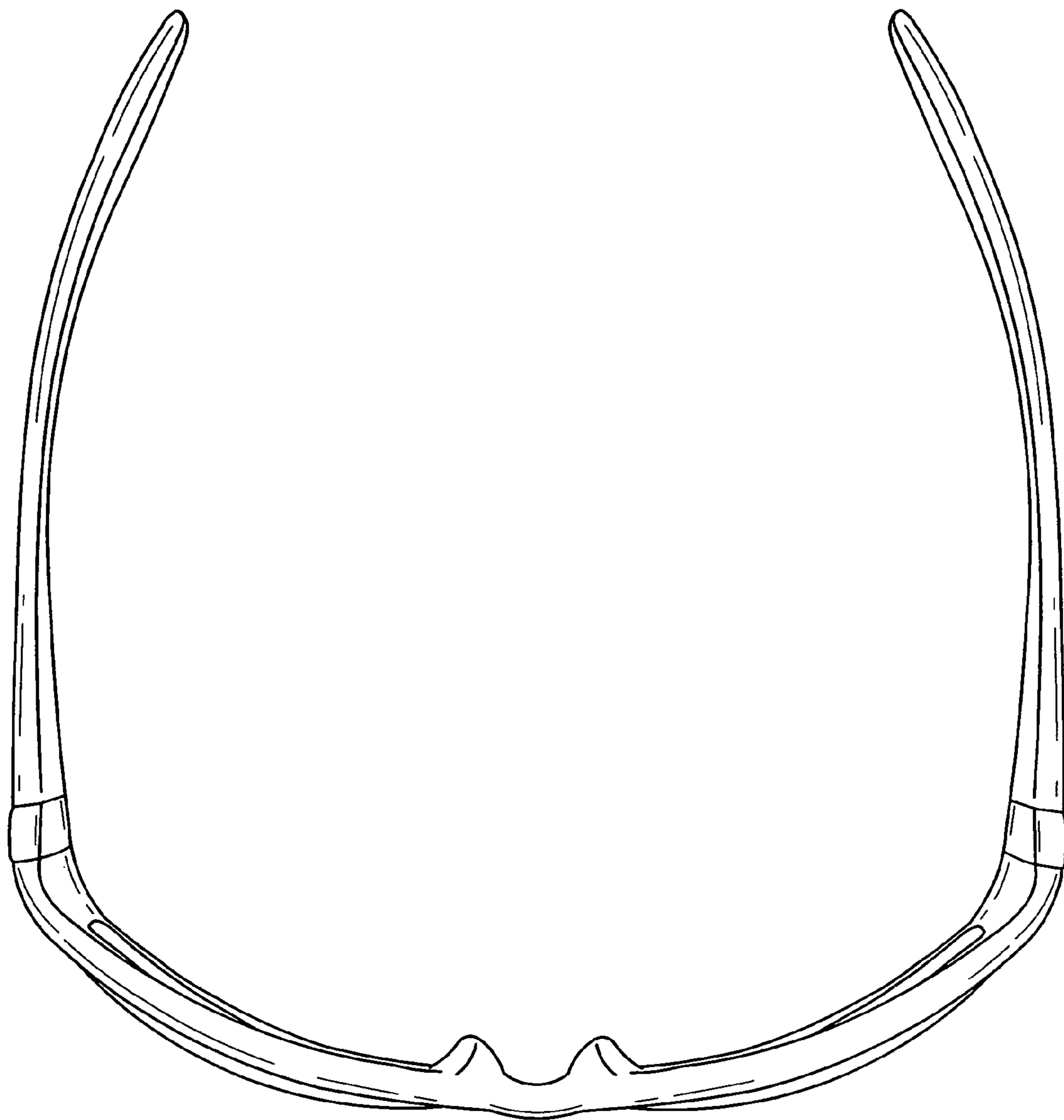
**FIG. 3**



**FIG. 4**



***FIG. 5***



**FIG. 6**