



US00D565052S

(12) **United States Design Patent**  
**Chen et al.**

(10) **Patent No.:** **US D565,052 S**  
(45) **Date of Patent:** **\*\* Mar. 25, 2008**

(54) **COMPUTER FRONT BEZEL**

6,798,664 B2\* 9/2004 Lin et al. .... 361/727

(75) Inventors: **Yun-Lung Chen**, Tu-Cheng (TW);  
**Hong-Jin Wu**, Shenzhen (CN);  
**Song-Tao Xie**, Shenzhen (CN)

\* cited by examiner

*Primary Examiner*—Freda S Nunn  
(74) *Attorney, Agent, or Firm*—Wei Te Chung

(73) Assignee: **Hon Hai Precision Industry Co., Ltd.**,  
Tu-Cheng, Taipei Hsien (TW)

(57) **CLAIM**

(\*\*) Term: **14 Years**

The ornamental design for a computer front bezel, as shown and described.

(21) Appl. No.: **29/268,700**

**DESCRIPTION**

(22) Filed: **Nov. 10, 2006**

FIG. 1 is a perspective view of the design for the computer front bezel wherein broken lines illustrate environmental features;

(51) **LOC (8) Cl.** ..... **14-02**

(52) **U.S. Cl.** ..... **D14/444**

FIG. 2 is a front elevational view thereof;

(58) **Field of Classification Search** ..... D14/441-446,  
D14/308, 439; D13/162, 184, 199; 312/223.2;  
361/680-686, 690-696; 369/14, 34.01, 36.01

FIG. 3 is a left side elevational view thereof;

See application file for complete search history.

FIG. 4 is a right side elevational view thereof;

FIG. 5 is a top plan view thereof;

(56) **References Cited**

FIG. 6 is a bottom plan view thereof; and,

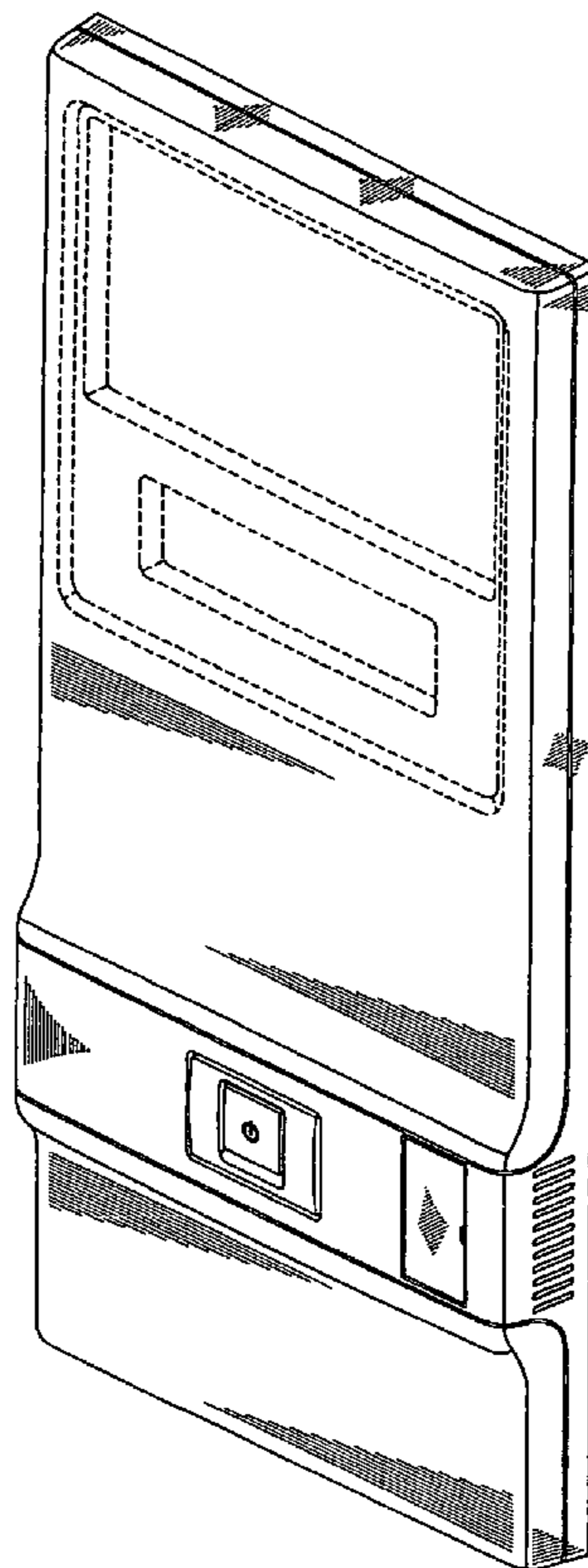
**U.S. PATENT DOCUMENTS**

FIG. 7 is a perspective view thereof being mounted to a computer case which is shown in broken lines for illustrative purposes only and forms no part of the claimed design.

D432,135 S *	10/2000	Jean et al. ....	D14/444
D438,517 S *	3/2001	Chen et al. ....	D14/444
6,478,392 B2 *	11/2002	Gan et al. ....	312/326
D467,928 S *	12/2002	Chen et al. ....	D14/444
D468,745 S *	1/2003	Chien et al. ....	D14/444
D474,474 S *	5/2003	Chien et al. ....	D14/444
6,603,655 B2 *	8/2003	Hrehor et al. ....	361/683

The broken line showing of computer front bezel is for the purpose of illustrating environmental structures and forms no part of the claimed design.

**1 Claim, 5 Drawing Sheets**



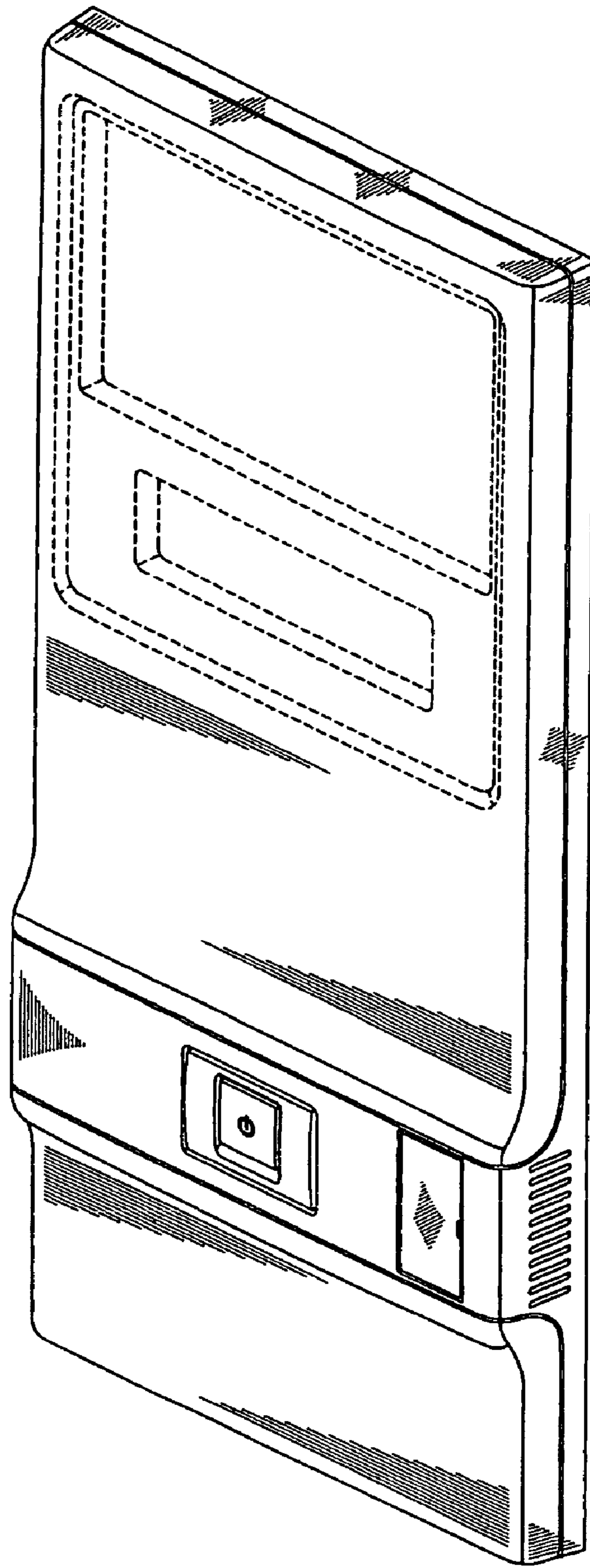


FIG. 1

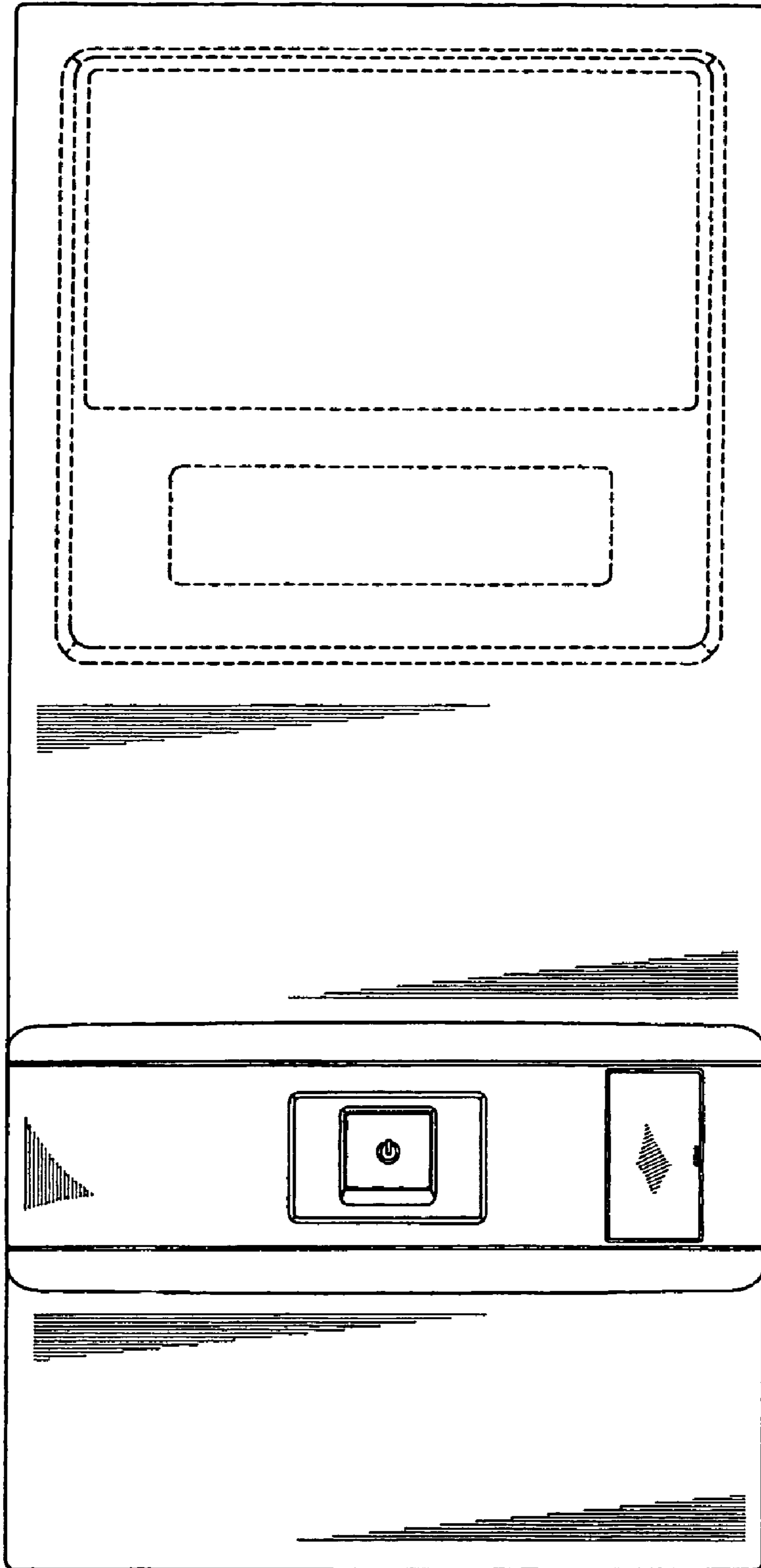


FIG. 2

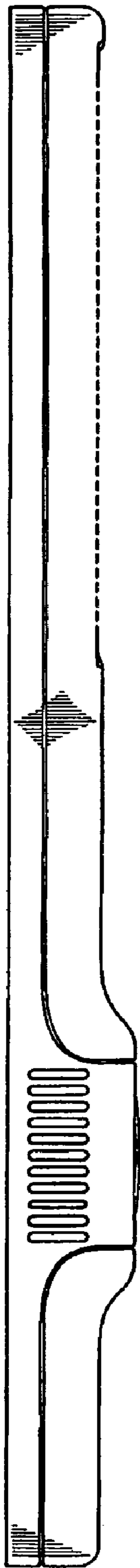


FIG. 3

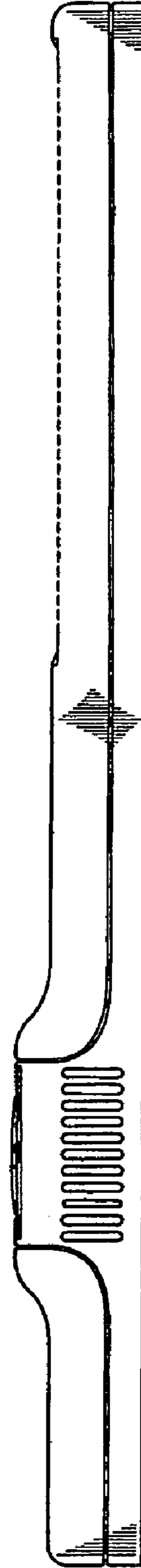


FIG. 4




FIG. 5




FIG. 6

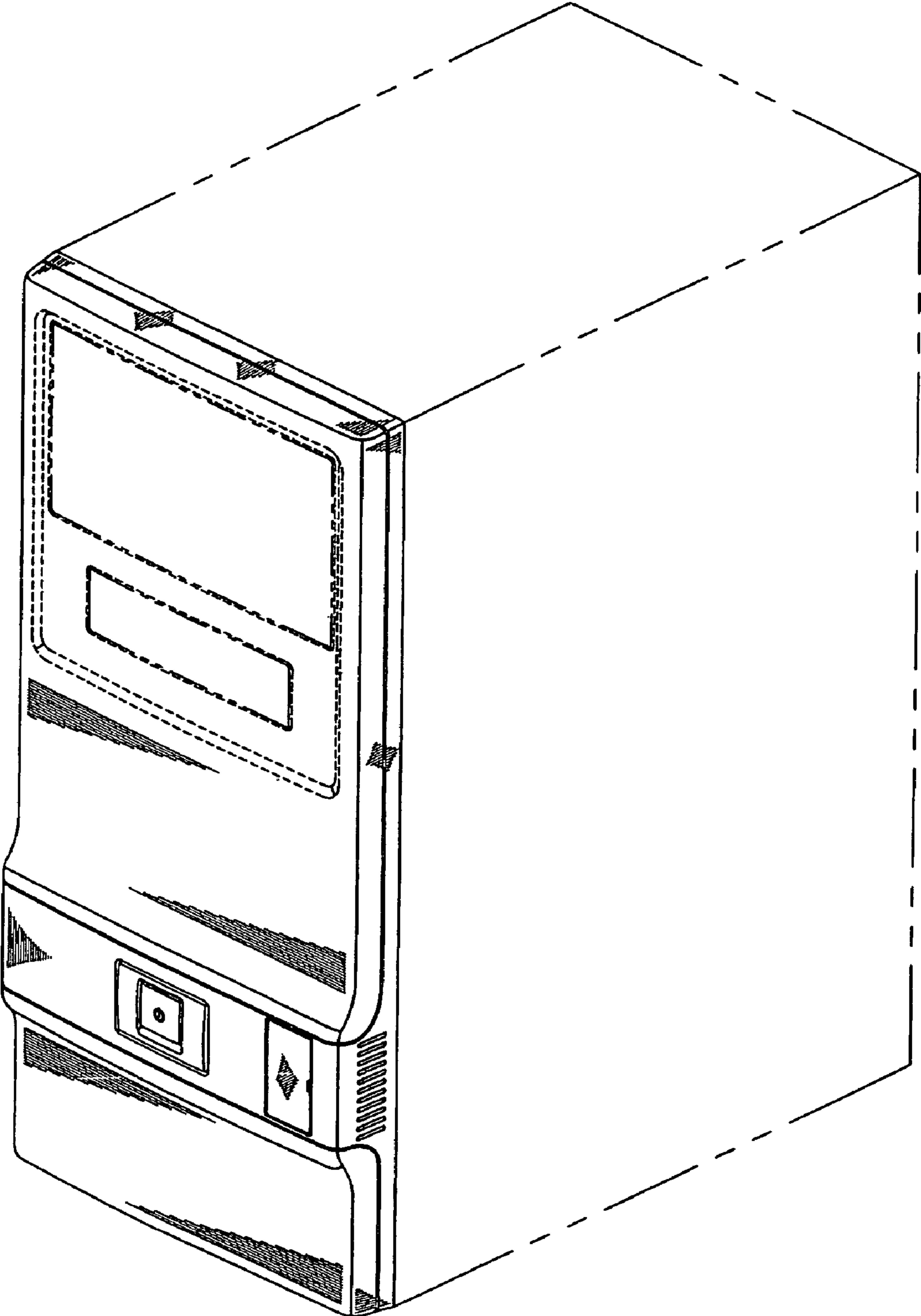


FIG. 7