



US00D565045S

(12) **United States Design Patent**
Wu et al.

(10) **Patent No.:** **US D565,045 S**

(45) **Date of Patent:** **** Mar. 25, 2008**

(54) **PORTABLE COMPUTER**

(75) Inventors: **Po-Tseng Wu**, Tao Yuan Shien (TW);
Gwo-Chyuan Chen, Taipei (TW)

(73) Assignee: **Quanta Computer, Inc.**, Tao Yuan
Shien (TW)

(**) Term: **14 Years**

(21) Appl. No.: **29/248,534**

(22) Filed: **Aug. 21, 2006**

(51) **LOC (8) Cl.** **14-02**

(52) **U.S. Cl.** **D14/318**

(58) **Field of Classification Search** D14/315-322,
D14/371; D18/1, 2, 7, 11; 235/145 A, 145 R;
341/22, 23; 345/104, 156, 168, 169, 173;
361/680-686

See application file for complete search history.

(56) **References Cited**

U.S. PATENT DOCUMENTS

D480,079 S *	9/2003	Miao et al.	D14/315
D492,301 S *	6/2004	Lu	D14/318
D512,055 S *	11/2005	Yeh et al.	D14/318
D514,099 S *	1/2006	Kurokawa et al.	D14/318
2003/0090473 A1 *	5/2003	Joshi	345/173
2004/0212602 A1 *	10/2004	Nako et al.	345/173

2004/0233176 A1 *	11/2004	Denq et al.	345/173
2005/0179670 A1 *	8/2005	Chiang	345/173
2005/0264540 A1 *	12/2005	Niwa	345/173
2006/0087496 A1 *	4/2006	Maciejewski	345/173
2006/0109259 A1 *	5/2006	Ohta	345/173

* cited by examiner

Primary Examiner—Freda S Nunn

(74) *Attorney, Agent, or Firm*—Thomas, Kayden,
Horstemeyer & Risley

(57) **CLAIM**

The ornamental design for a portable computer, as shown
and described.

DESCRIPTION

FIG. 1 is a front, side perspective view of a portable
computer showing our new design;

FIG. 2 is a top plan view thereof;

FIG. 3 is a bottom plan view thereof;


FIG. 4 is a left side elevational view thereof;

FIG. 5 is a right side elevational view thereof;

FIG. 6 is a rear elevational view thereof; and,

FIG. 7 is a front elevational view thereof.

1 Claim, 4 Drawing Sheets



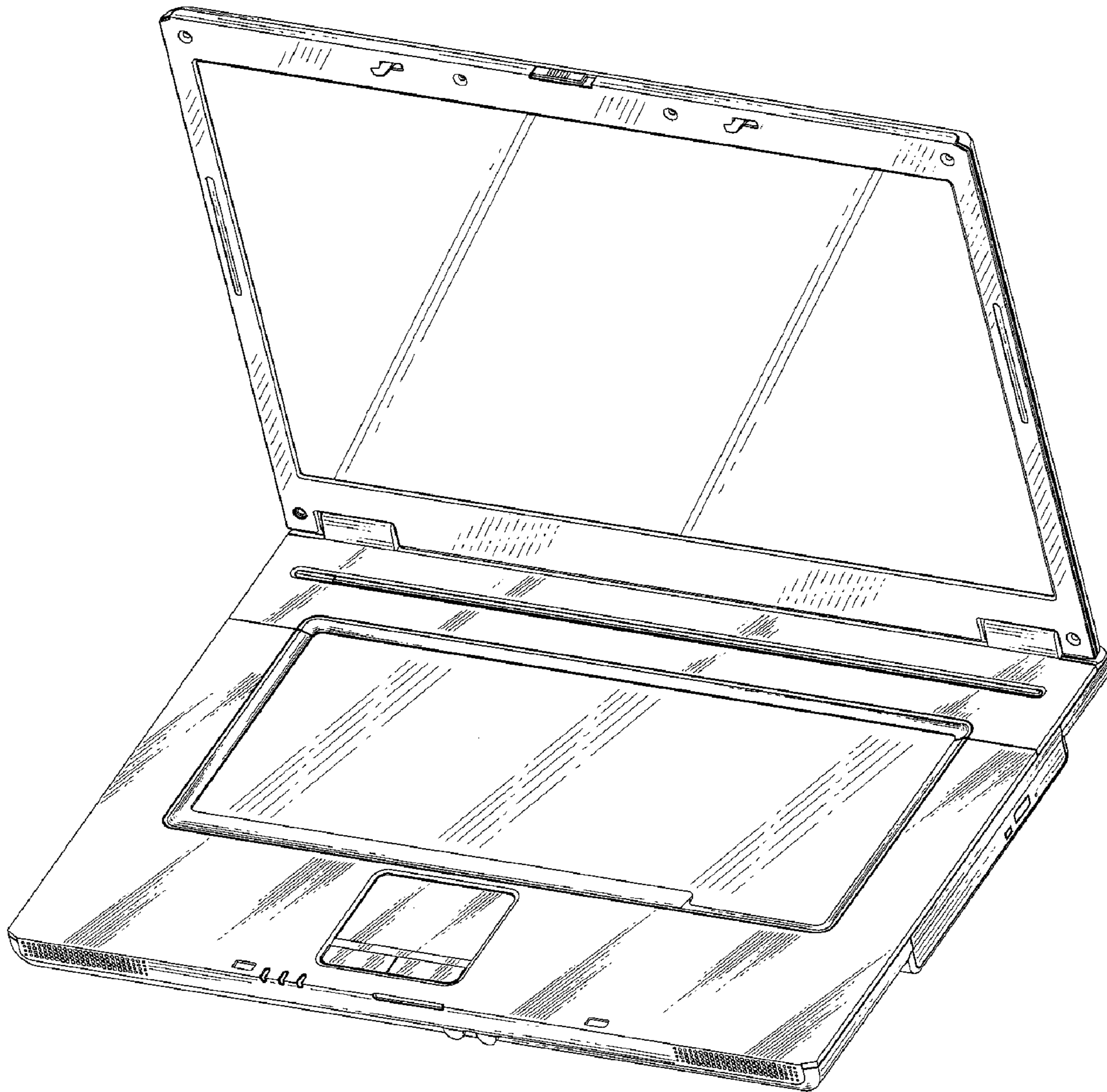


Fig. 1

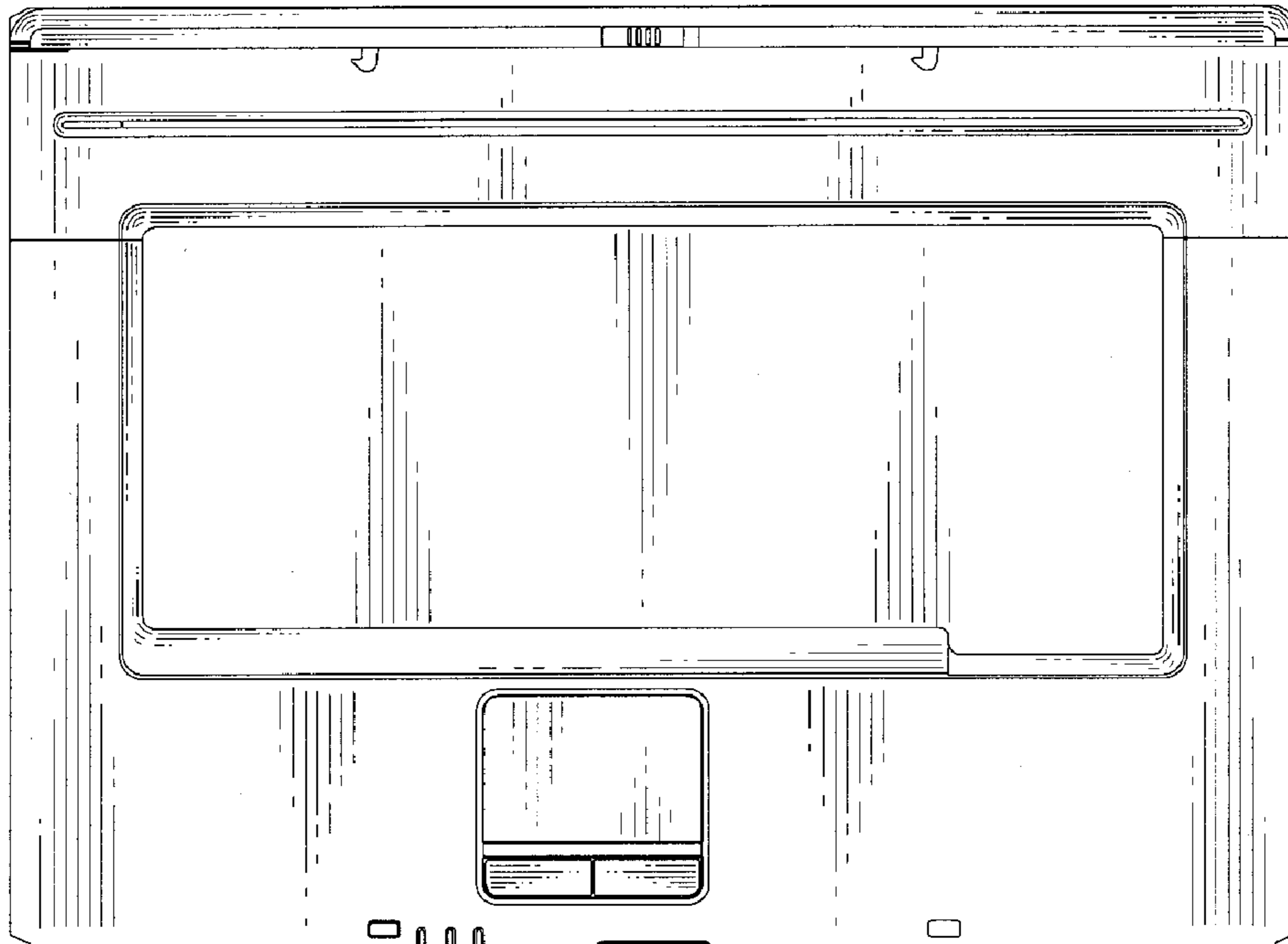


Fig. 2

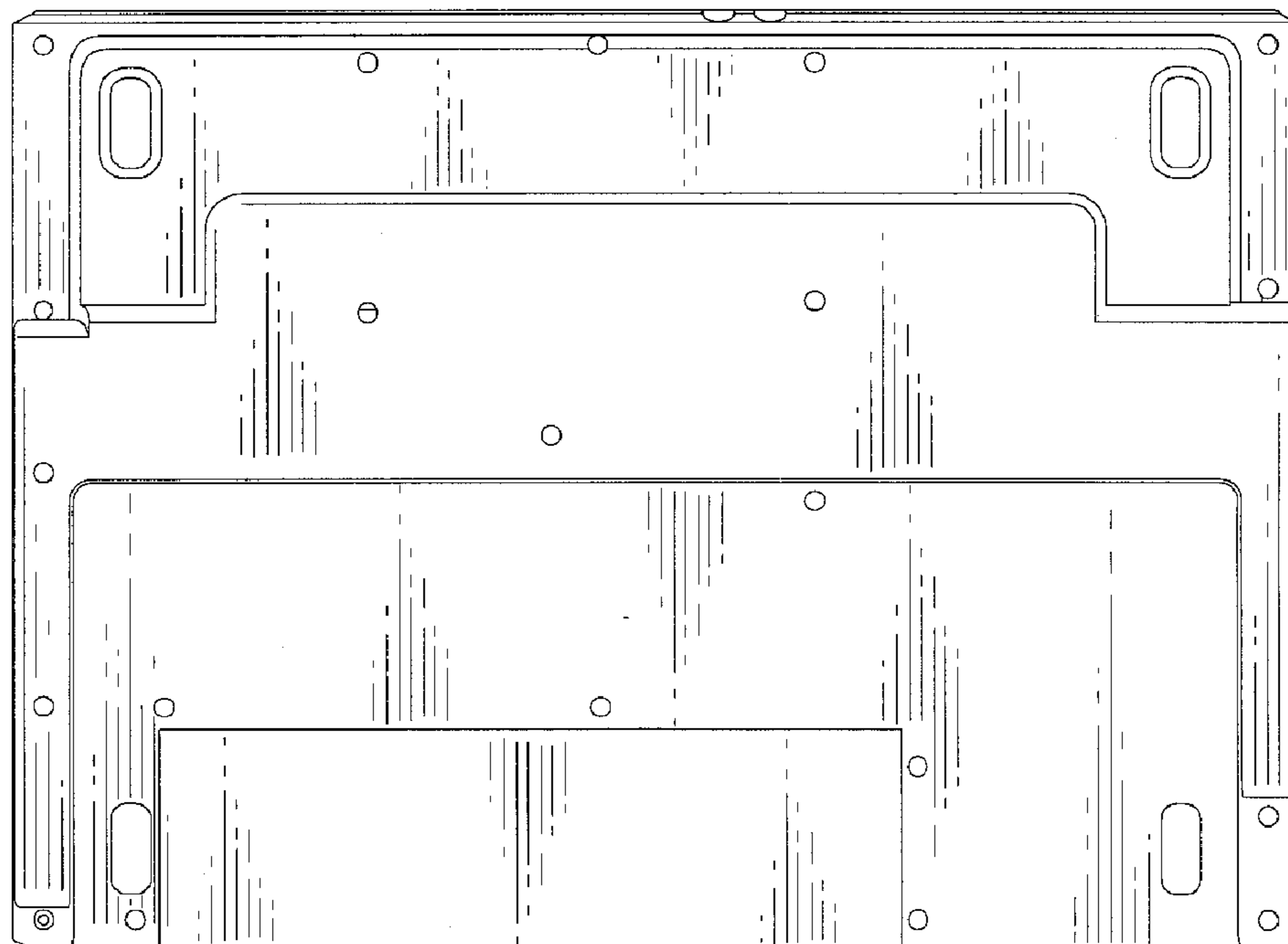


Fig. 3




Fig. 4




Fig. 5

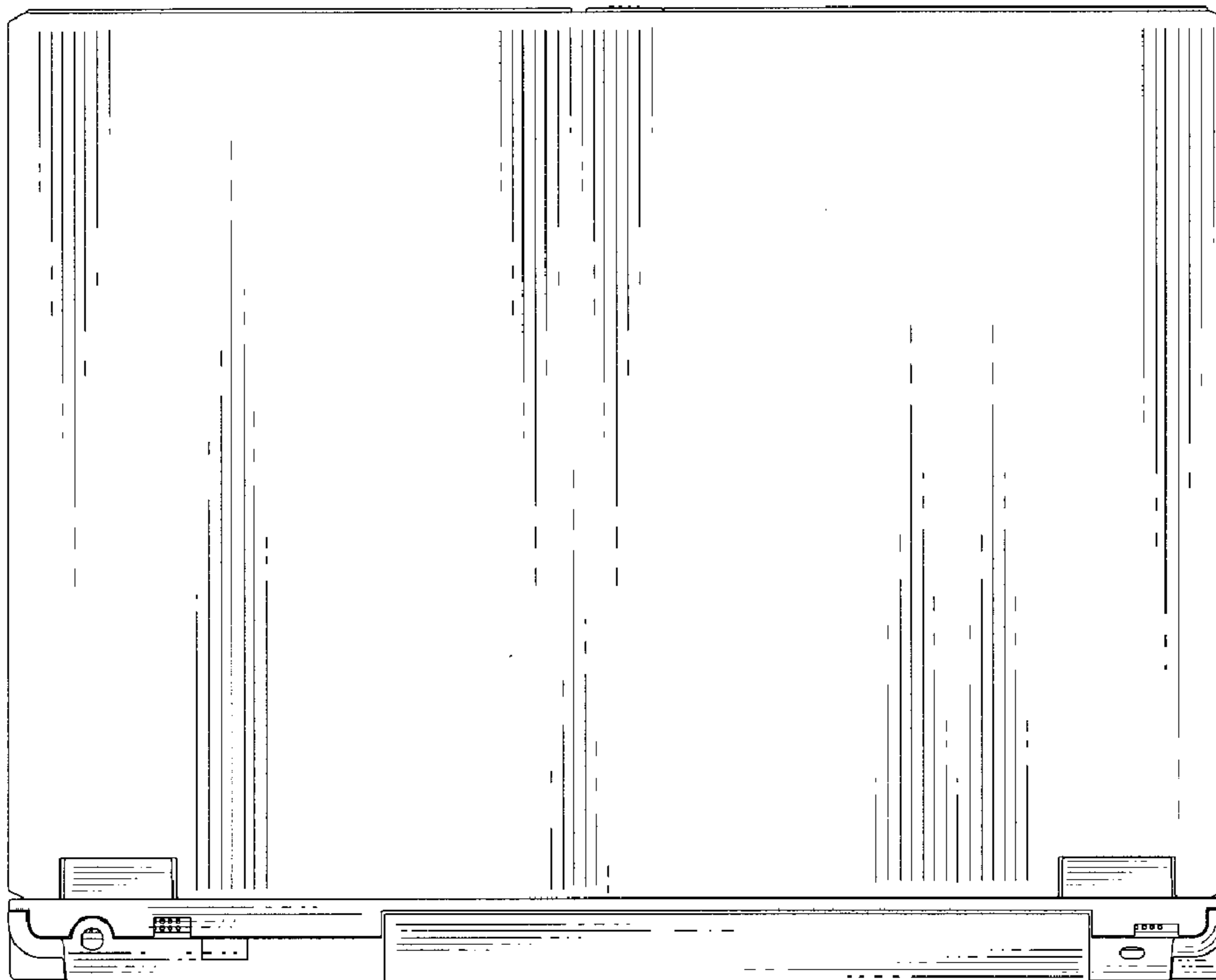


Fig. 6

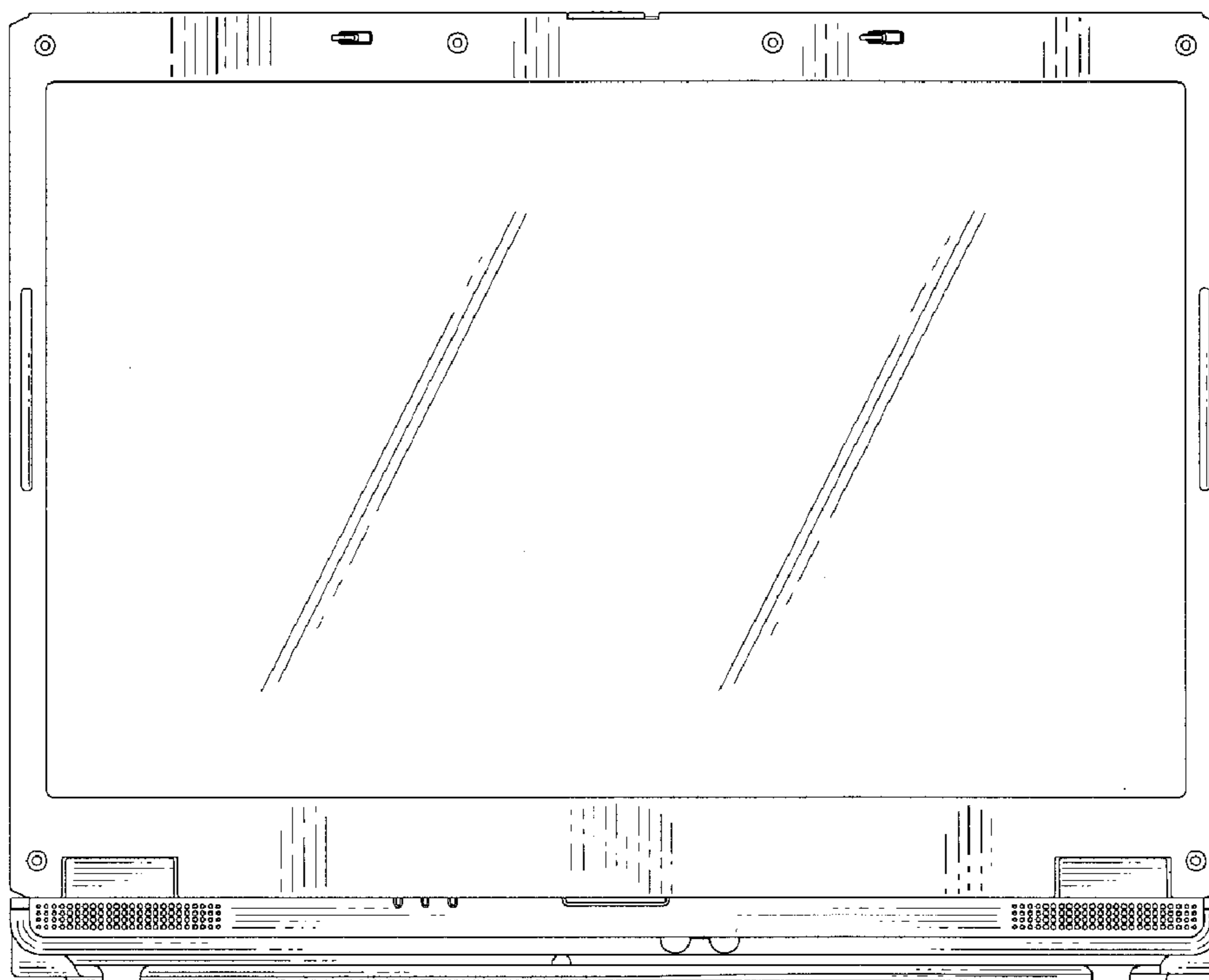


Fig. 7