



US00D565034S

(12) **United States Design Patent**
Brennwald

(10) **Patent No.:** **US D565,034 S**

(45) **Date of Patent:** **** Mar. 25, 2008**

(54) **HEADSET**

(75) Inventor: **Joerg Brennwald**, Kiel (DE)

(73) Assignee: **Sennheiser Electronic GmbH & Co. KG**, Wedemark (DE)

(**) Term: **14 Years**

(21) Appl. No.: **29/276,232**

(22) Filed: **Jan. 19, 2007**

(30) **Foreign Application Priority Data**

Jul. 21, 2006 (DE) 4 06 03 903

(51) **LOC (8) Cl.** **14-01**

(52) **U.S. Cl.** **D14/224**

(58) **Field of Classification Search** D14/149,
D14/155, 205–206, 217, 223, 224, 251, 253,
D14/229, 137; D13/107–108; D16/242;
320/113; 379/430–431, 446–447, 450, 454,
379/455; 455/569.1

See application file for complete search history.

(56) **References Cited**

U.S. PATENT DOCUMENTS

D307,016 S * 4/1990 Watanabe D14/240
D322,068 S * 12/1991 Yamakawa D14/168
D328,276 S * 7/1992 Koinuma D13/107
D329,221 S * 9/1992 Khoo D13/107
D355,913 S * 2/1995 Chong D14/168
D357,016 S * 4/1995 Li et al. D14/168
D390,553 S * 2/1998 Beaumont et al. D14/137
D400,165 S * 10/1998 Nagele et al. D13/108
6,229,893 B1 * 5/2001 Chen 379/454

D462,337 S * 9/2002 Schmidt et al. D14/149
D496,029 S * 9/2004 Skulley et al. D14/224
D513,404 S * 1/2006 Lodato et al. D13/108
D518,477 S * 4/2006 Chen D14/223
D520,946 S * 5/2006 Nasu D13/108
D528,979 S * 9/2006 Franck et al. D13/108
D532,005 S * 11/2006 Leith D14/253
D551,216 S * 9/2007 Wei D14/223

* cited by examiner

Primary Examiner—Paula A. Greene

(74) *Attorney, Agent, or Firm*—Reed Smith LLP

(57) **CLAIM**

The ornamental design for headset, as shown and described.

DESCRIPTION

FIG. 1 is a three-dimensional top view of the headset in accordance with the invention;

FIG. 2 is a three-dimensional bottom view of the headset in accordance with the invention;

FIG. 3 is a three-dimensional front view of the headset in accordance with the invention;


FIG. 4 is an isometric view of the headset in accordance with the invention;

FIG. 5 is a three-dimensional right side view of the headset in accordance with the invention;

FIG. 6 is a three-dimensional left side view of the headset in accordance with the invention; and,

FIG. 7 is a three-dimensional back view of the headset in accordance with the invention.

1 Claim, 7 Drawing Sheets






FIG. 1




FIG. 2




FIG. 3



FIG. 4




FIG. 5




FIG. 6




FIG. 7