



US00D565032S

(12) **United States Design Patent**  
**Iwamoto**

(10) **Patent No.:** **US D565,032 S**

(45) **Date of Patent:** **\*\* Mar. 25, 2008**

(54) **GRILLE FOR SPEAKER**

D497,902 S \* 11/2004 Farinelli et al. .... D14/216  
D522,496 S \* 6/2006 Smith et al. .... D14/221

(75) Inventor: **Taro Iwamoto**, Tokyo (JP)

\* cited by examiner

(73) Assignee: **Alpine Electronics, Inc.**, Tokyo (JP)

*Primary Examiner*—Nanda Bondade

(\*\*) Term: **14 Years**

(74) *Attorney, Agent, or Firm*—Brinks Hofer Gilson & Lione

(21) Appl. No.: **29/261,782**

(57) **CLAIM**

(22) Filed: **Jun. 20, 2006**

The ornamental design for a grille for a speaker, as shown and described.

(30) **Foreign Application Priority Data**

Dec. 21, 2005 (JP) ..... 2005-037608

**DESCRIPTION**

(51) **LOC (8) Cl.** ..... **14-01**

FIG. 1 is a perspective view of a grille for a speaker showing my new design:

(52) **U.S. Cl.** ..... **D14/220**

FIG. 2 is a front elevational view thereof;

(58) **Field of Classification Search** ..... D14/204,

FIG. 3 is a rear elevational view thereof;

D14/209–217, 219–220; D12/175, 176;  
181/143–144, 147–148, 150, 157, 198–199,  
181/151, 153; 381/300–302, 306, 333, 345,  
381/361–364, 386–388, 332, 336

FIG. 4 is a top plan view thereof;

FIG. 5 is a bottom plan view thereof;

See application file for complete search history.

FIG. 6 is a right side elevational view thereof;

FIG. 7 is a left side elevational view thereof; and,

(56) **References Cited**

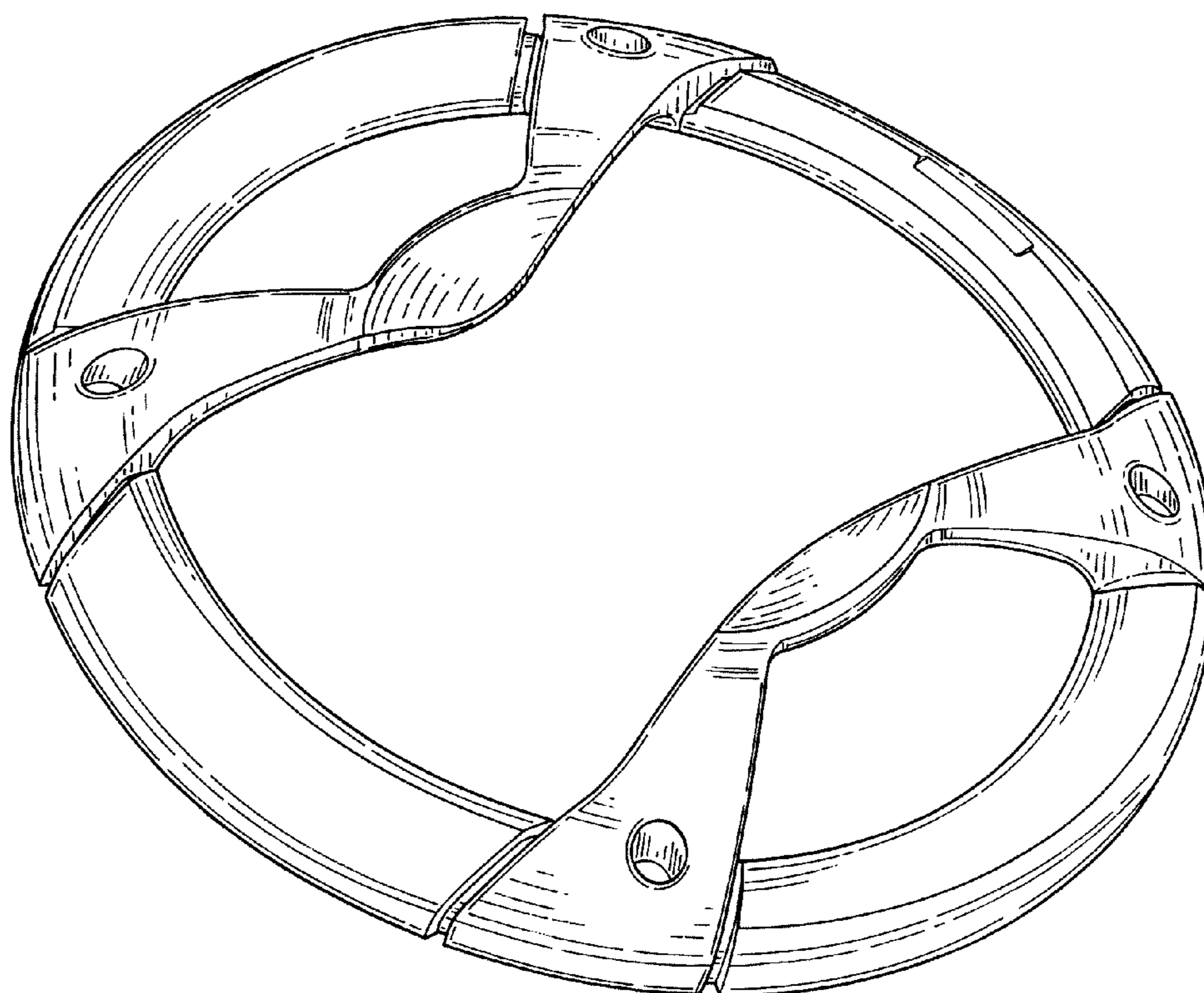
FIG. 8 is a perspective view thereof showing the grille attached to a speaker.

**U.S. PATENT DOCUMENTS**

The broken lines showing the speaker are for illustrative purposes only and form no part of the claimed design.

D464,298 S \* 10/2002 Bartholomai et al. .... D12/176  
D488,802 S \* 4/2004 Uehara et al. .... D14/216  
D489,359 S \* 5/2004 Hakoda ..... D14/215  
D494,566 S \* 8/2004 Allen ..... D14/215

**1 Claim, 6 Drawing Sheets**



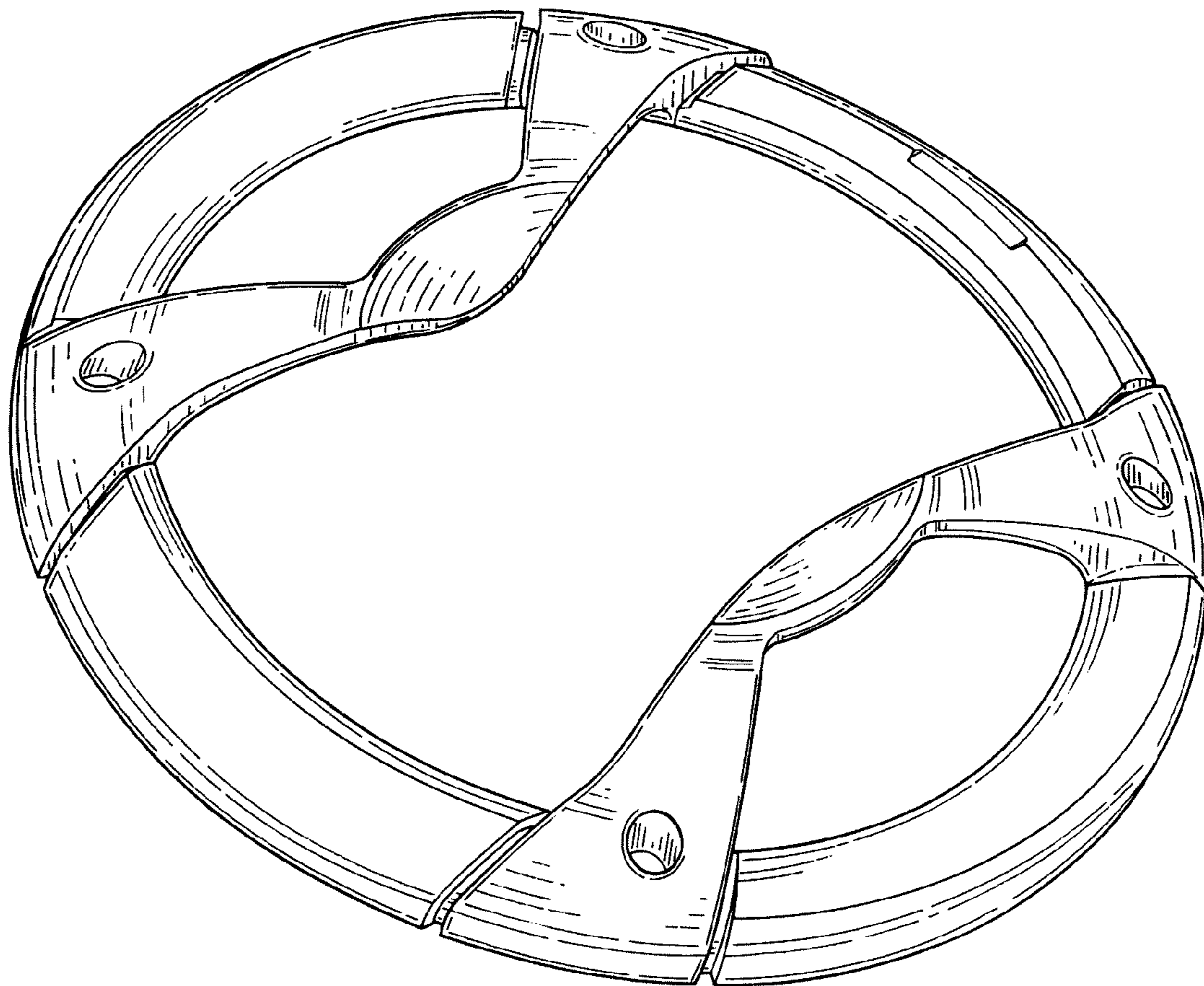


Fig. 1

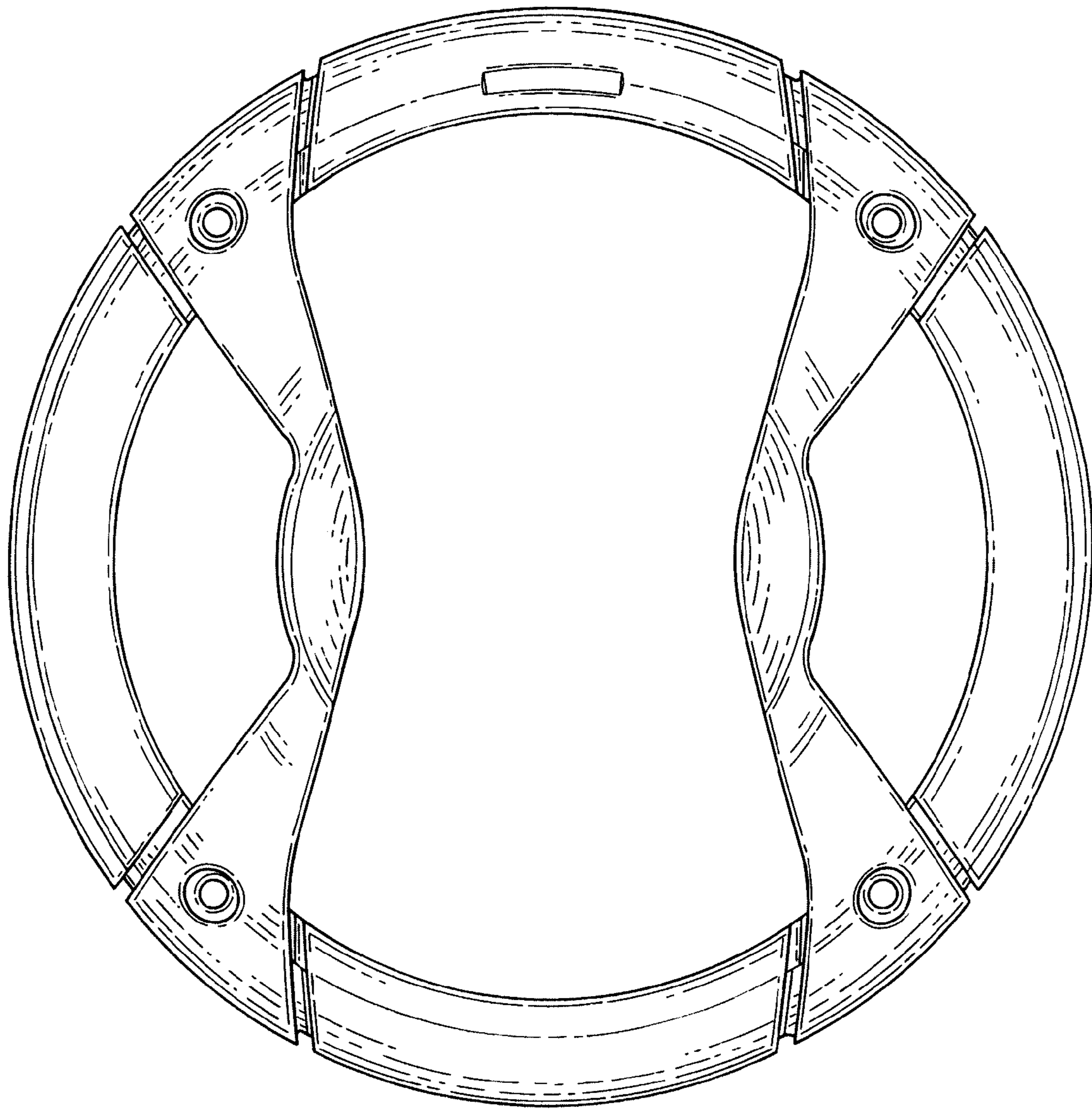


Fig. 2




Fig. 3

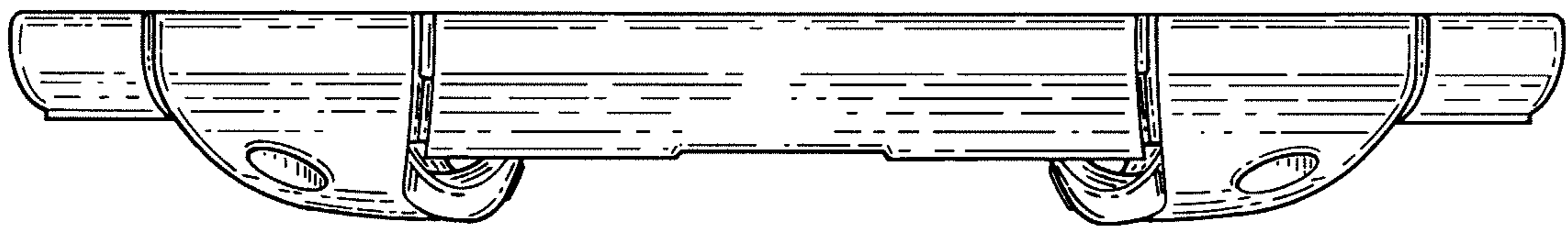


Fig. 4




Fig. 5




Fig. 6




Fig. 7

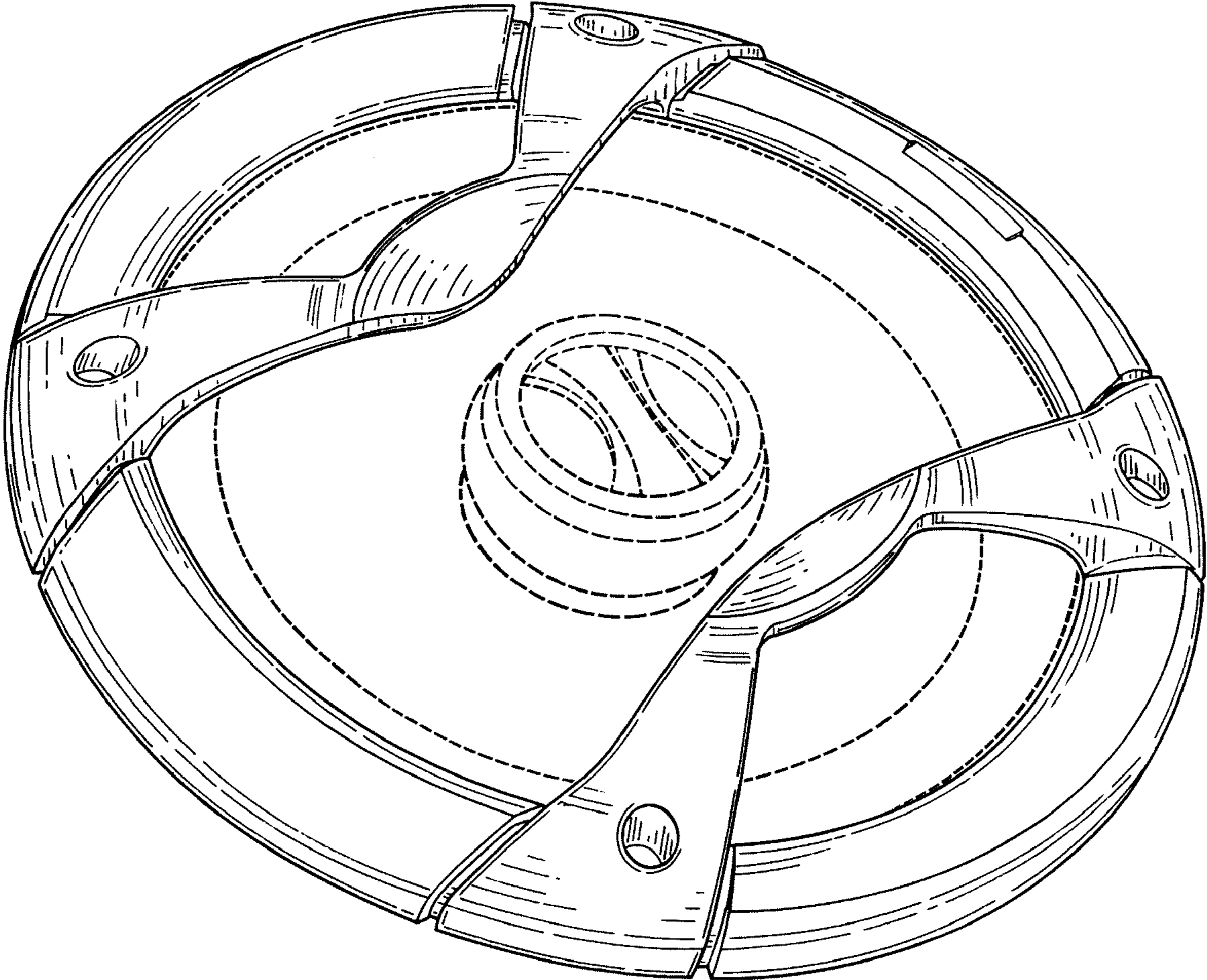


Fig. 8