



US00D565030S

(12) **United States Design Patent**  
**Amit et al.**

(10) **Patent No.:** **US D565,030 S**  
(45) **Date of Patent:** **\*\* Mar. 25, 2008**

(54) **AUDIO PERIPHERAL WITH HANDLE FOR A MUSIC PRODUCTION SYSTEM**

(75) Inventors: **Gad Amit**, Belmont, CA (US); **Neal E. Breitbarth**, San Francisco, CA (US); **Matthew M. Cho**, Dublin, CA (US); **Stanley James Coley**, Mesa, AZ (US); **David Martin Lebolt**, San Francisco, CA (US); **Matthew C. May**, San Mateo, CA (US); **Joshua Morenstein**, San Francisco, CA (US)

(73) Assignee: **Avid Technology, Inc.**, Tewksbury, MA (US)

(\*\*) Term: **14 Years**

(21) Appl. No.: **29/255,068**

(22) Filed: **Mar. 3, 2006**

(51) **LOC (8) Cl.** ..... **14-03**

(52) **U.S. Cl.** ..... **D14/217; D14/188**

(58) **Field of Classification Search** ..... D13/162, D13/162.1; D14/156, 162, 167-169, 188, D14/196-198, 217, 257, 265, 299, 496; 84/625, 84/660, 697; 330/1 R, 3, 4, 250; 381/86, 381/120; 455/247, 350

See application file for complete search history.

(56) **References Cited**

**U.S. PATENT DOCUMENTS**

D207,402 S *	4/1967	McClellan	.....	D14/196
D242,638 S *	12/1976	Asai	.....	D14/197
D248,951 S *	8/1978	Imazeki	.....	D14/197
D266,326 S *	9/1982	Kikuhara	.....	D14/197
D322,068 S *	12/1991	Yamakawa	.....	D14/168

D383,116 S *	9/1997	Hoss et al.	.....	D13/123
D389,483 S *	1/1998	Christie et al.	.....	D14/214
D394,064 S *	5/1998	Freadman	.....	D14/214
D404,396 S *	1/1999	Mackie et al.	.....	D14/188
D432,523 S *	10/2000	Grinkus et al.	.....	D14/217
D454,110 S *	3/2002	Andre et al.	.....	D13/110
D473,536 S *	4/2003	Powell et al.	.....	D14/188
D508,478 S *	8/2005	Nakajima	.....	D14/188

\* cited by examiner

*Primary Examiner*—Stella M. Reid

*Assistant Examiner*—Keli' L. Acker

(74) *Attorney, Agent, or Firm*—John A. Hamilton

(57) **CLAIM**

The ornamental design for an audio peripheral with handle for a music production system, as shown and described.

**DESCRIPTION**

This audio peripheral is used in connection with a computer and computer software to provide inputs, outputs, controls and status information for audio and MIDI recording, editing and mixing.

FIG. 1 is front elevational view;

FIG. 2 is a back elevational view;

FIG. 3 is a left side elevational view;

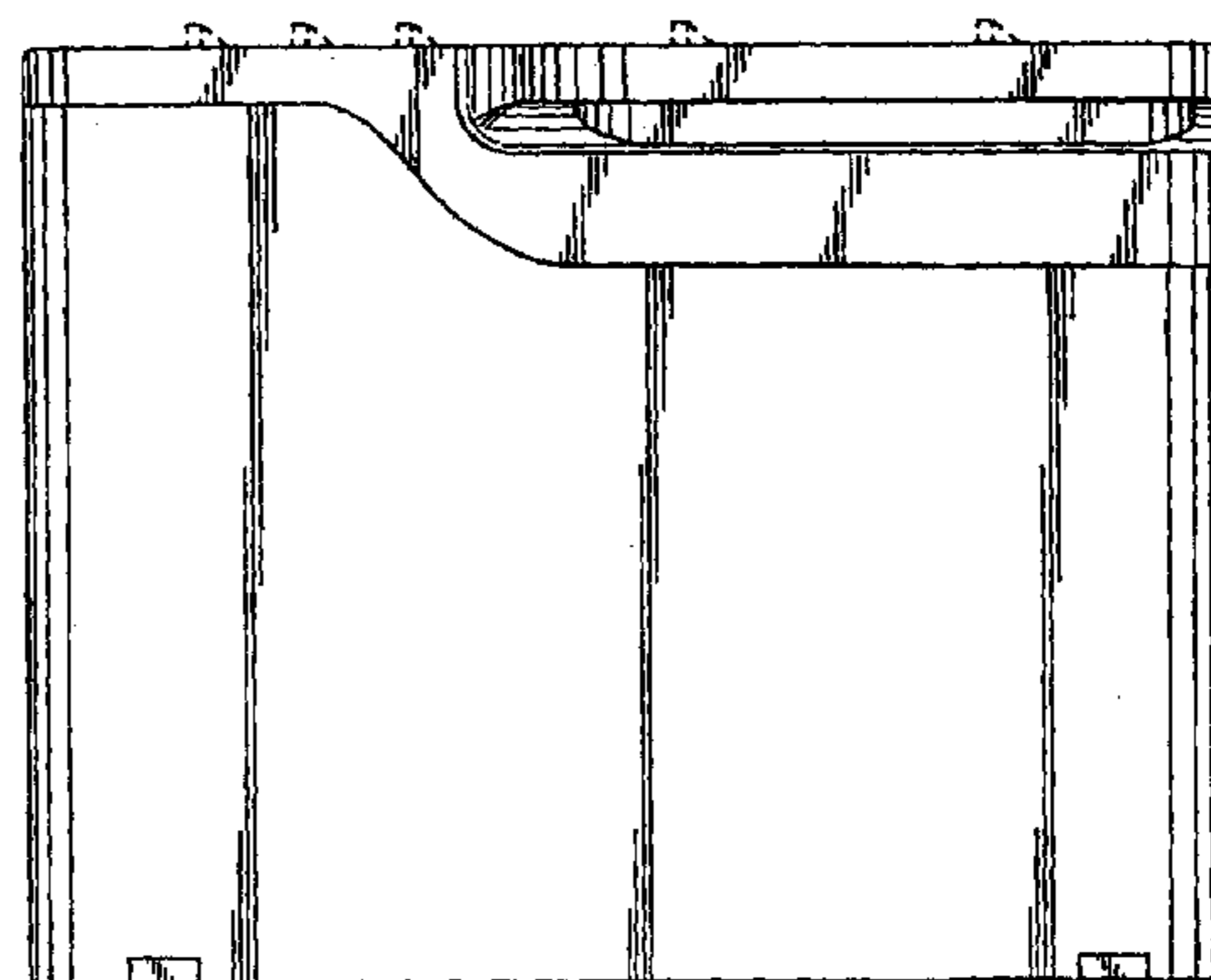
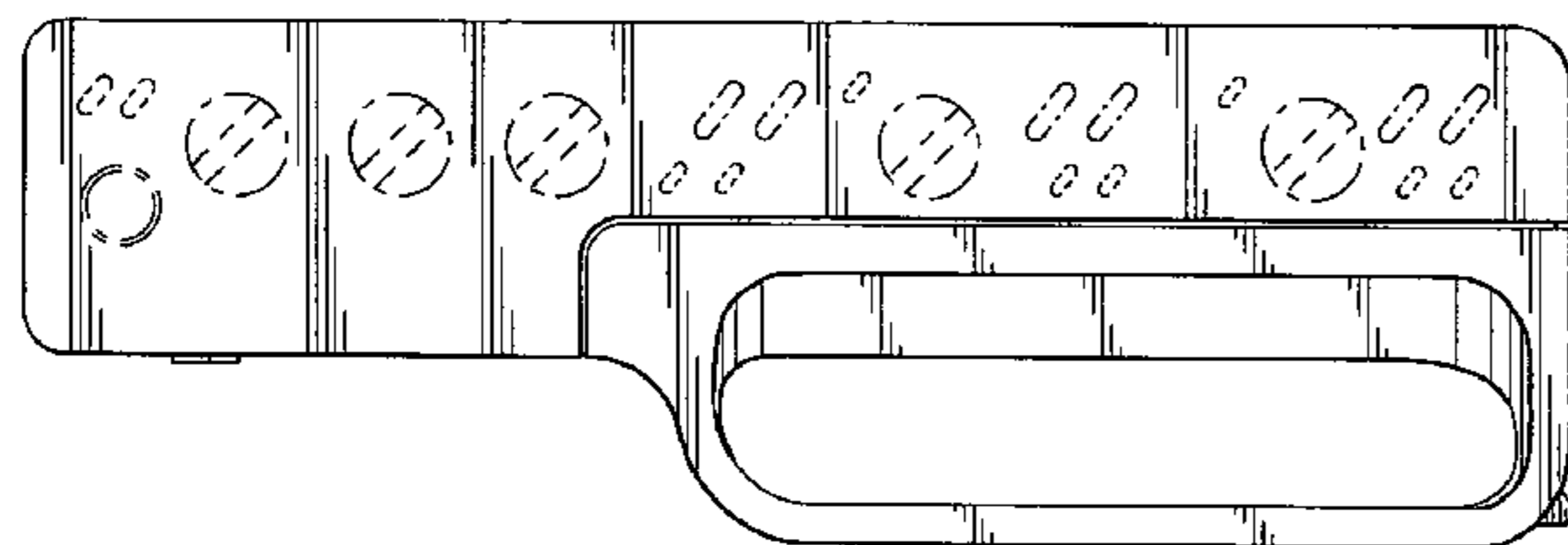
FIG. 4 is a right side elevational view;

FIG. 5 is a bottom elevational view; and,

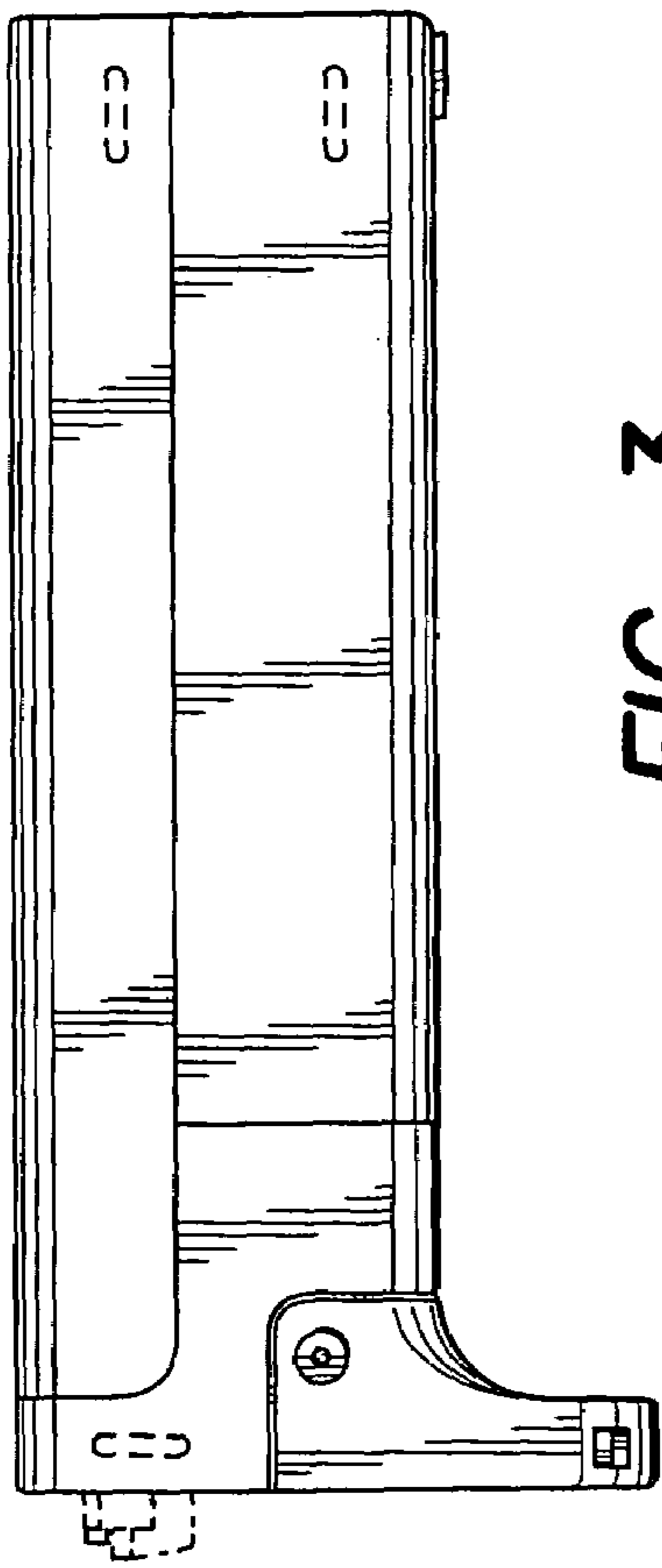
FIG. 6 is a top elevational view thereof.

The broken lines showing knobs and inputs are for illustrative purposes only and form no part of the claimed design.

**1 Claim, 3 Drawing Sheets**



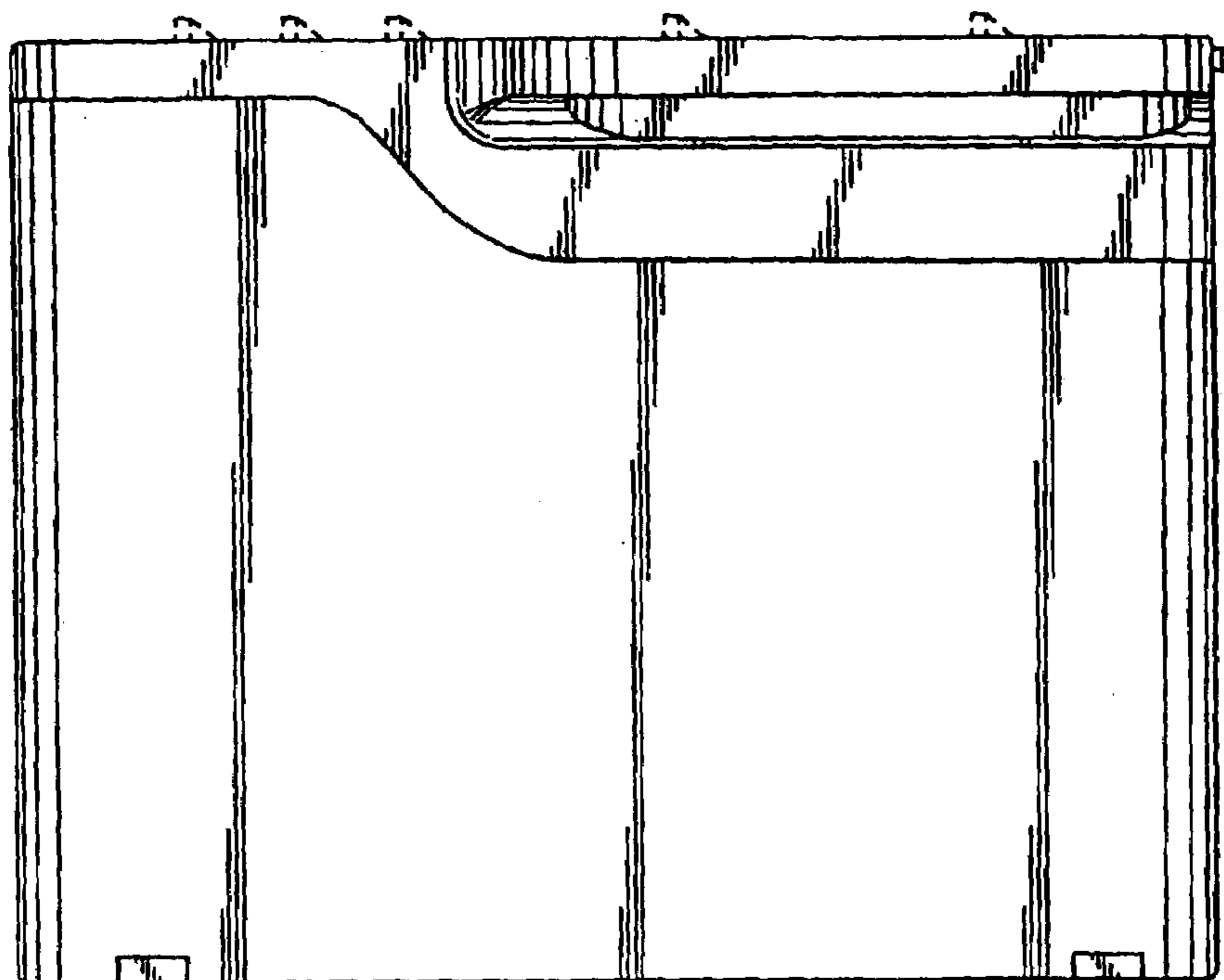




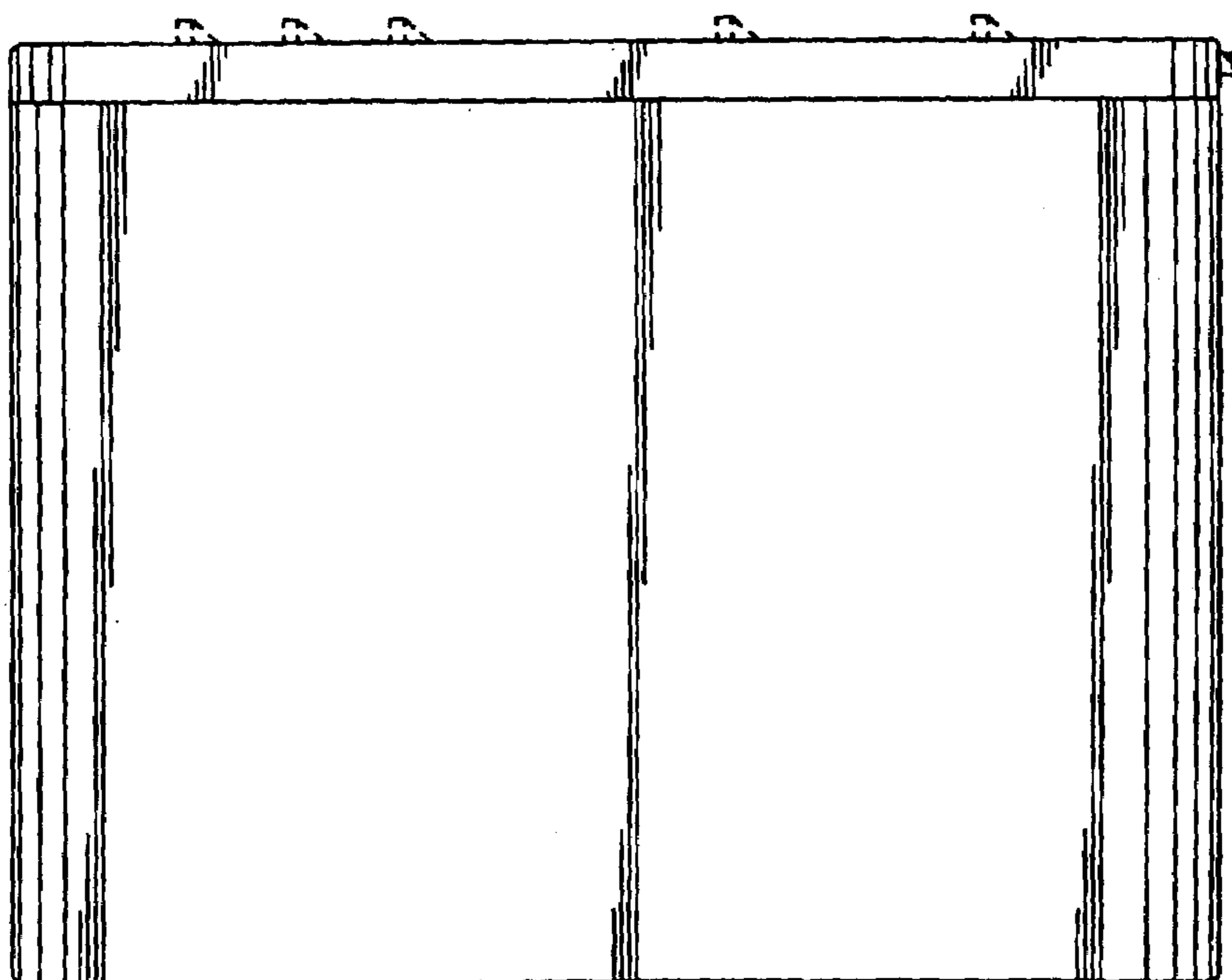
**FIG. 3**



**FIG. 4**



**FIG. 5**



**FIG. 6**