



US00D565027S

(12) **United States Design Patent**
Fosbrink

(10) **Patent No.:** **US D565,027 S**

(45) **Date of Patent:** **** Mar. 25, 2008**

(54) **PORTION OF A LOUDSPEAKER HOUSING**

(75) Inventor: **Eric V. Fosbrink**, Trafalgar, IN (US)

(73) Assignee: **Harman International Industries, Incorporated**, Northridge, CA (US)

(**) Term: **14 Years**

(21) Appl. No.: **29/247,754**

(22) Filed: **Jul. 10, 2006**

(51) **LOC (8) Cl.** **14-01**

(52) **U.S. Cl.** **D14/207; D9/453**

(58) **Field of Classification Search** D14/204,
D14/207, 209-216; D9/452-454; D3/323;
181/143-148, 150, 157, 198-199, 151, 153;
381/300-302, 306, 333, 345, 361-364, 386-388,
381/332, 336; 215/252

See application file for complete search history.

(56) **References Cited**

U.S. PATENT DOCUMENTS

- 4,511,053 A * 4/1985 Brandes et al. 215/252
- D334,935 S * 4/1993 Goto D14/216
- D471,813 S * 3/2003 Shenkar D9/452
- D474,172 S * 5/2003 Jacobson D14/207

D517,322 S * 3/2006 Zettle et al. D9/452
* cited by examiner

Primary Examiner—Nanda Bondade

(74) *Attorney, Agent, or Firm*—Plumsea Law Group, LLC

(57) **CLAIM**

The ornamental design for a portion of a loudspeaker housing, as shown and described.

DESCRIPTION

FIG. 1 is a perspective view of a portion of a loudspeaker housing showing my new design;

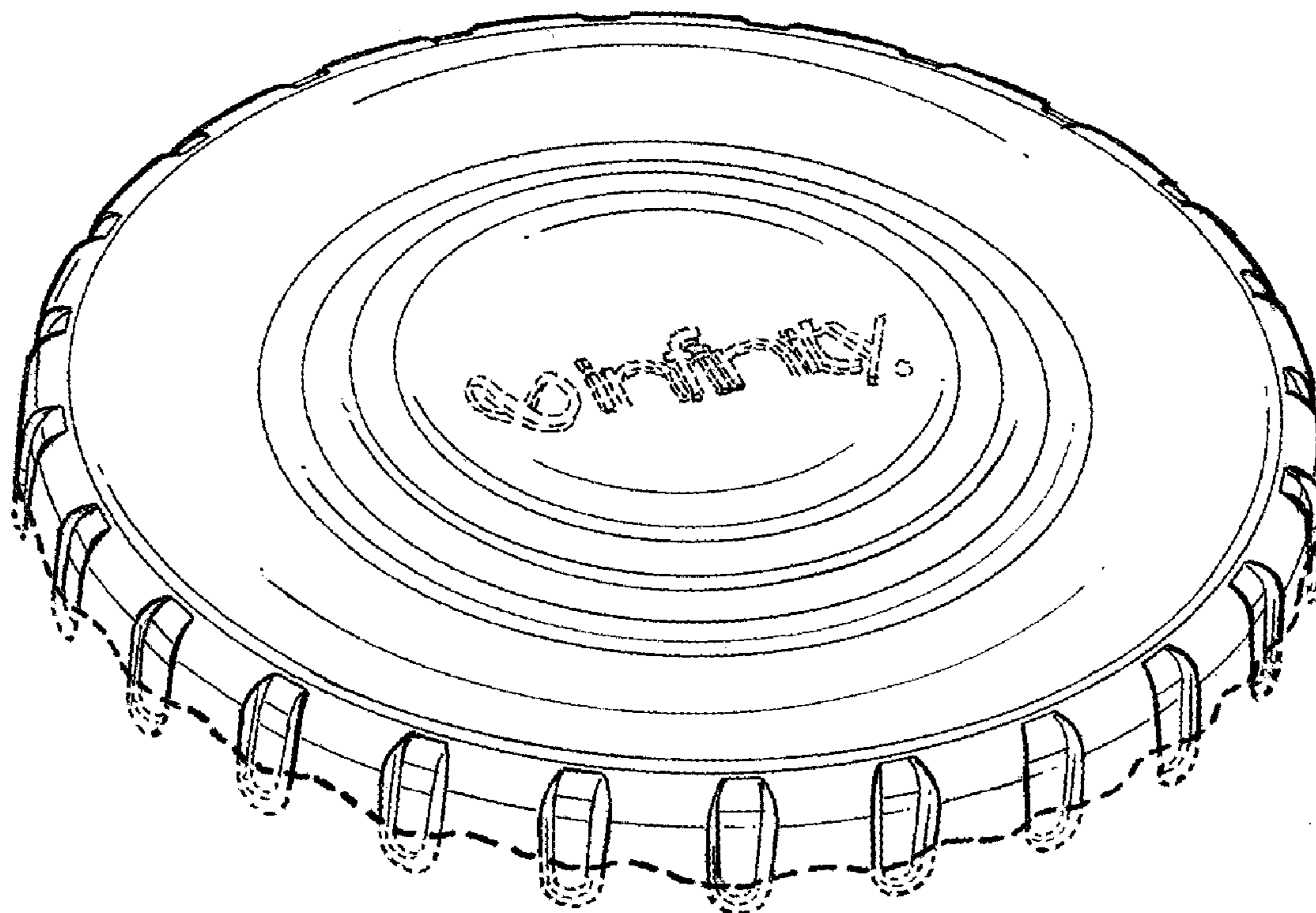
FIG. 2 is a front elevational view, the rear elevational view being a mirror image thereof,

FIG. 3 is a top plan view thereof; and,

FIG. 4 is a side elevational view, the opposite side elevational view being a mirror image thereof.

The heavy broken line along the bottom of the portion of the loudspeaker housing denotes a boundary of the claimed design and does not form a part thereof. The broken line showings of the semicircular elements along the bottom are for illustrative purposes only and form no part of the claimed design.

1 Claim, 2 Drawing Sheets



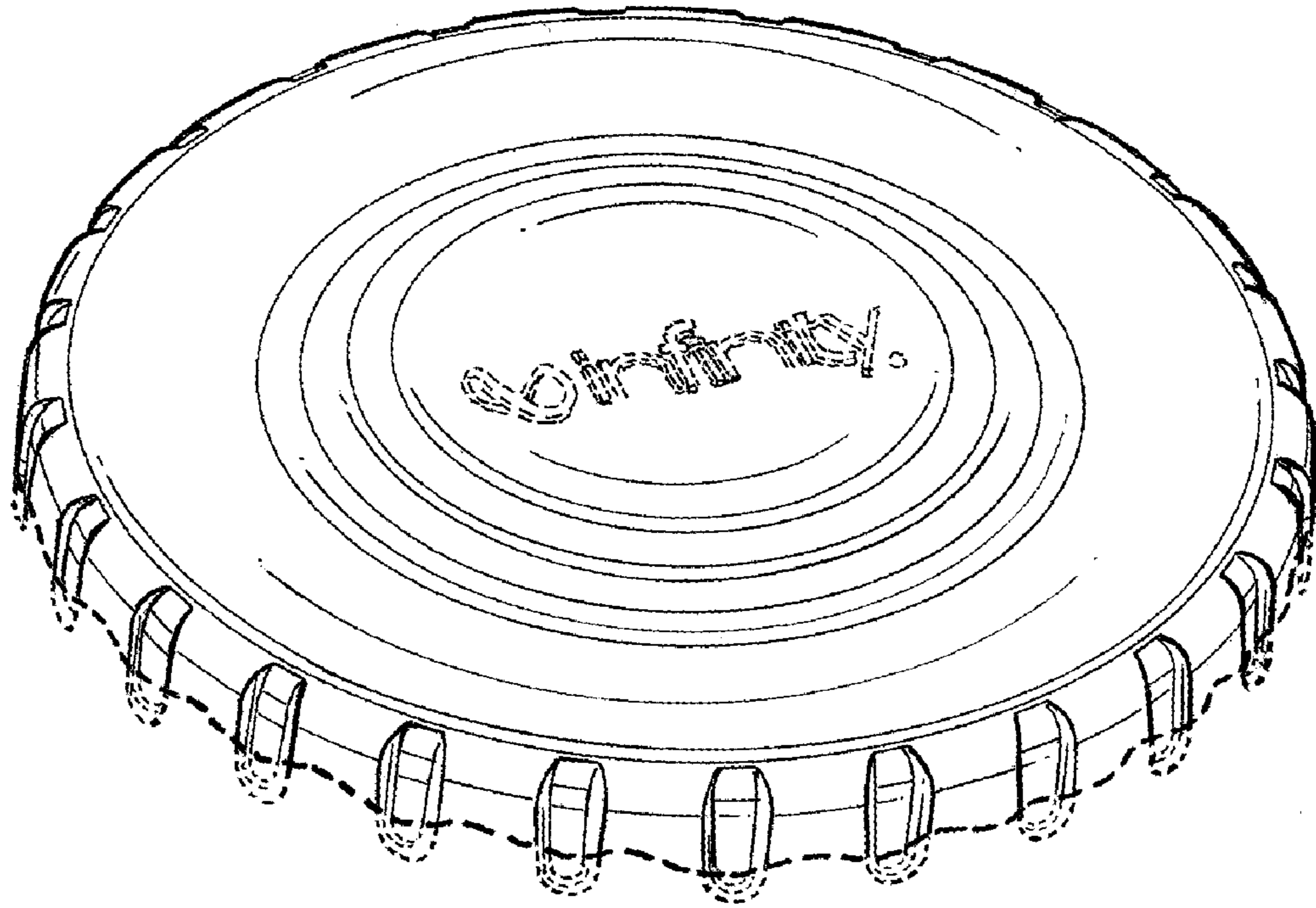


FIG. 1

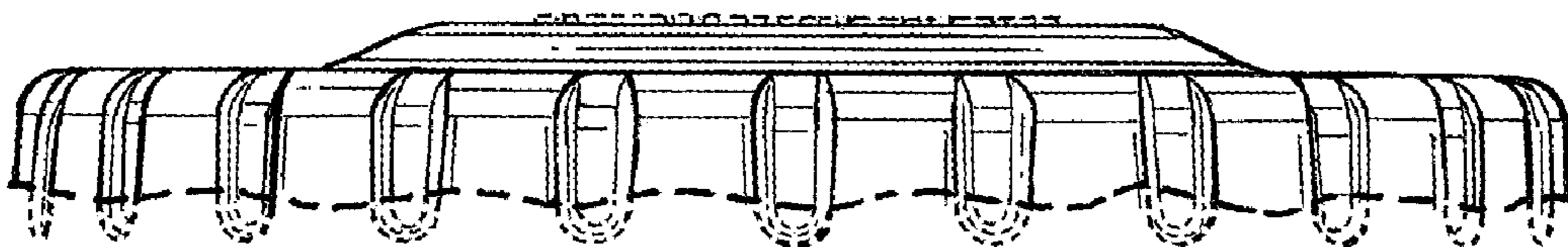


FIG. 2

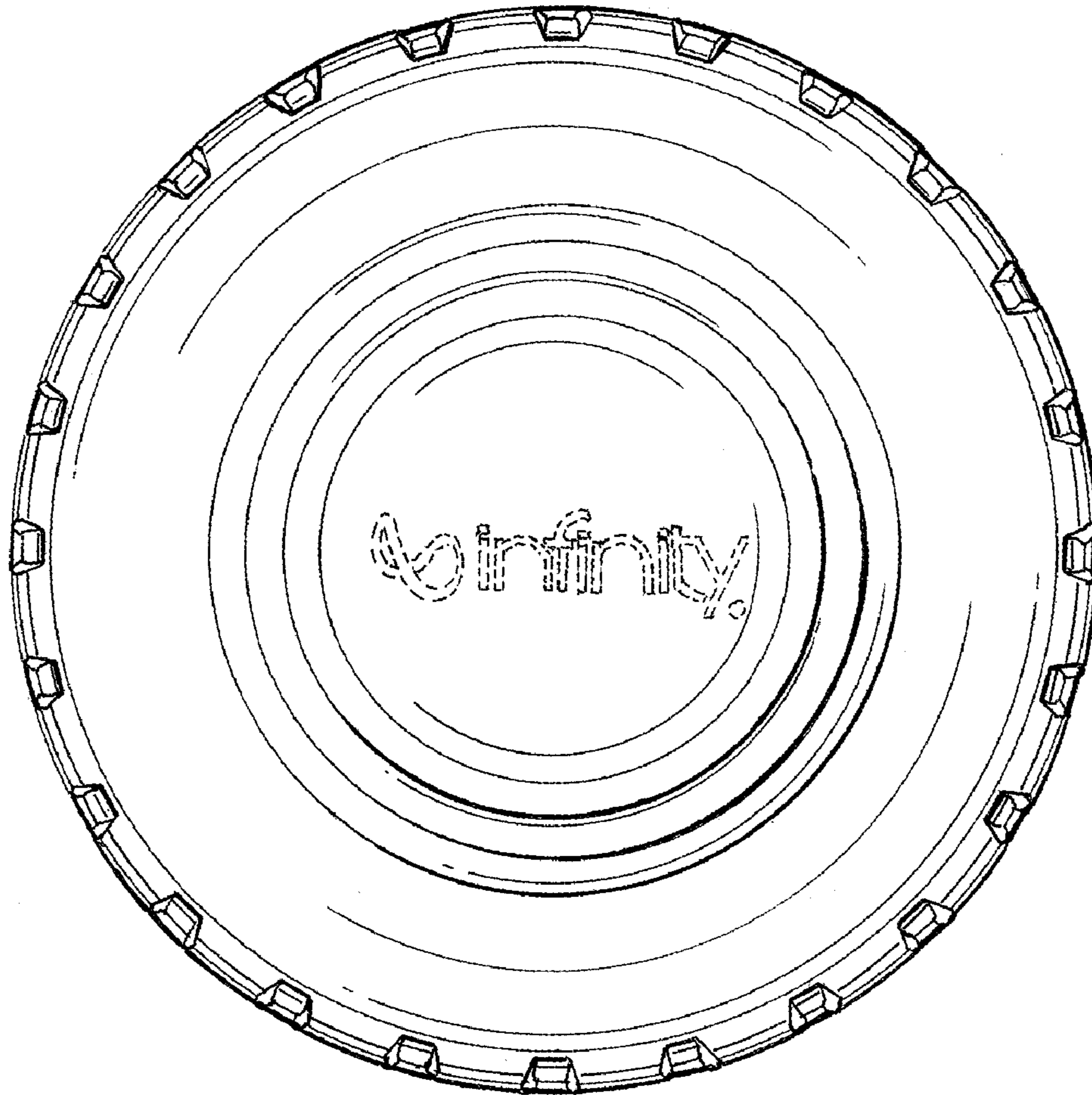


FIG. 3

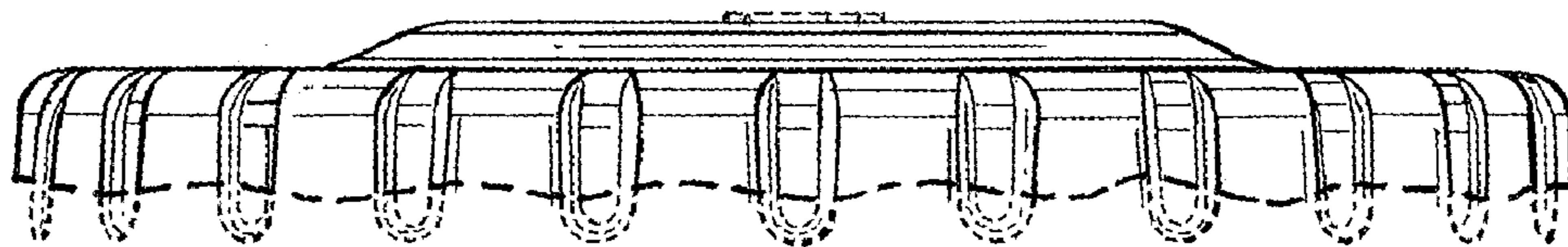


FIG. 4