



US00D565025S

(12) **United States Design Patent**  
**Brennwald**

(10) **Patent No.:** **US D565,025 S**  
(45) **Date of Patent:** **\*\* Mar. 25, 2008**

(54) **HEADSET**

(75) Inventor: **Joerg Brennwald**, Kiel (DE)

(73) Assignee: **Sennheiser electronic GmbH & Co. KG**, Wedemark (DE)

(\*\*) Term: **14 Years**

(21) Appl. No.: **29/276,226**

(22) Filed: **Jan. 19, 2007**

(30) **Foreign Application Priority Data**

Jul. 21, 2006 (DE) ..... 4 06 03 903

(51) **LOC (8) Cl.** ..... **14-01**

(52) **U.S. Cl.** ..... **D14/205**

(58) **Field of Classification Search** ..... D14/142,  
D14/168, 188, 192, 205–206, 223; 379/430,  
379/433; 381/381, 382, 183, 187, 188, 338,  
381/327, 380; 181/129–130, 135; D24/106;  
D29/109, 112; 2/209

See application file for complete search history.

(56) **References Cited**

**U.S. PATENT DOCUMENTS**

D229,425 S \* 11/1973 McCabe ..... D14/205  
3,899,044 A \* 8/1975 Stumpf et al. .... 181/135  
D254,910 S \* 5/1980 Lung ..... D14/168  
4,347,911 A \* 9/1982 Bertagna et al. .... 181/130  
D321,879 S \* 11/1991 Emmerling ..... D14/192  
D361,066 S \* 8/1995 Langhorn et al. .... D14/142

D381,414 S \* 7/1997 Westerdal ..... D24/106  
D386,181 S \* 11/1997 Fisher ..... D14/205  
D409,743 S \* 5/1999 Falco et al. .... D24/106  
6,233,345 B1 \* 5/2001 Urwyler ..... 381/381  
6,603,863 B1 \* 8/2003 Nagayoshi ..... 381/380  
D508,908 S \* 8/2005 Chueh ..... D14/205

\* cited by examiner

*Primary Examiner*—Paula A. Greene

(74) *Attorney, Agent, or Firm*—Reed Smith LLP

(57) **CLAIM**

The ornamental design for headset, as shown and described.

**DESCRIPTION**

FIG. 1 is a three-dimensional top view of the headset in accordance with the invention;

FIG. 2 is a three-dimensional bottom view of the headset in accordance with the invention;

FIG. 3 is a three-dimensional front view of the headset in accordance with the invention;


FIG. 4 is an isometric view of the headset in accordance with the invention;

FIG. 5 is a three-dimensional right side view of the headset in accordance with the invention;

FIG. 6 is a three-dimensional left side view of the headset in accordance with the invention; and,

FIG. 7 is a three-dimensional back view of the headset in accordance with the invention.

**1 Claim, 7 Drawing Sheets**






FIG. 1




FIG. 2

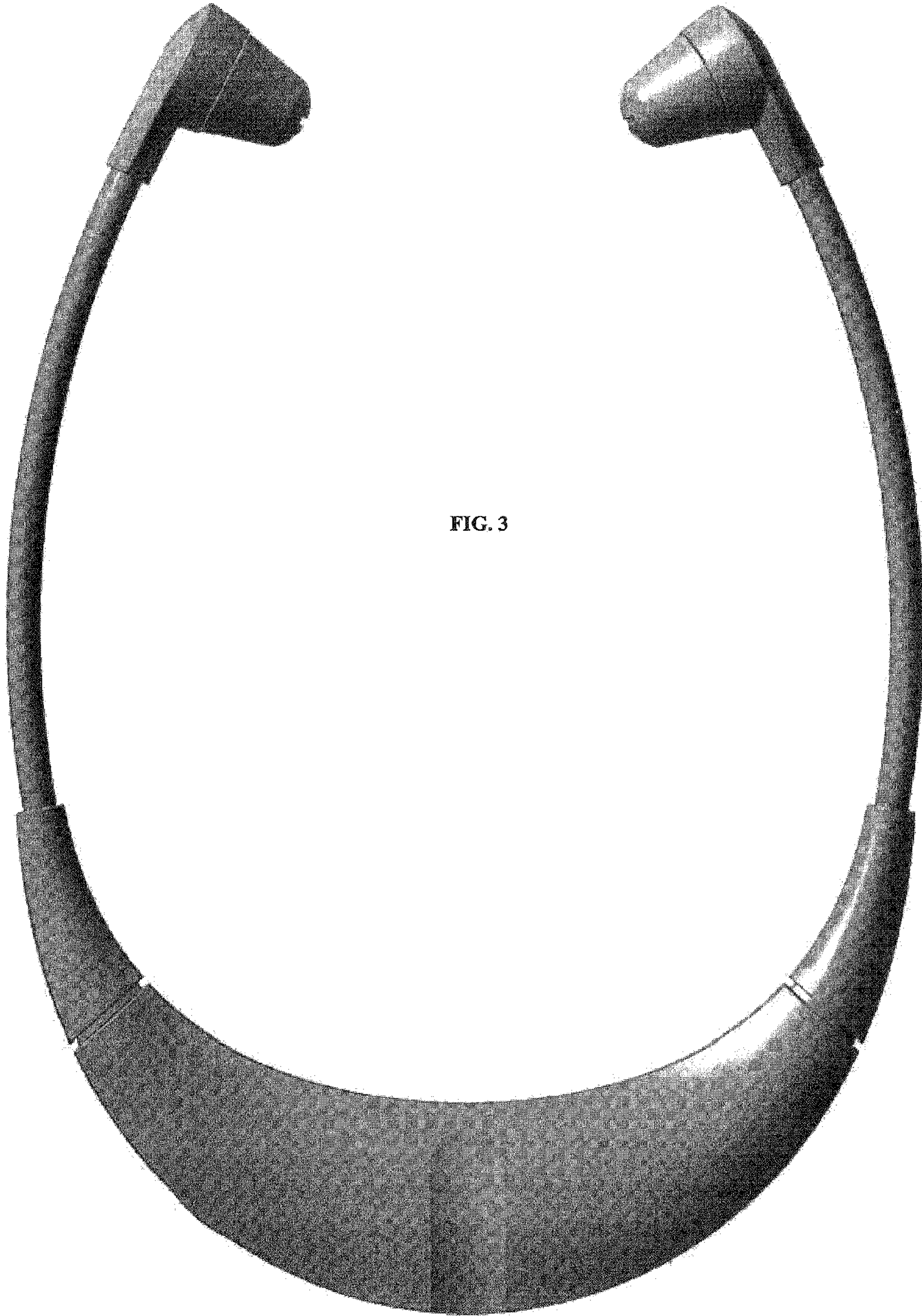


FIG. 3

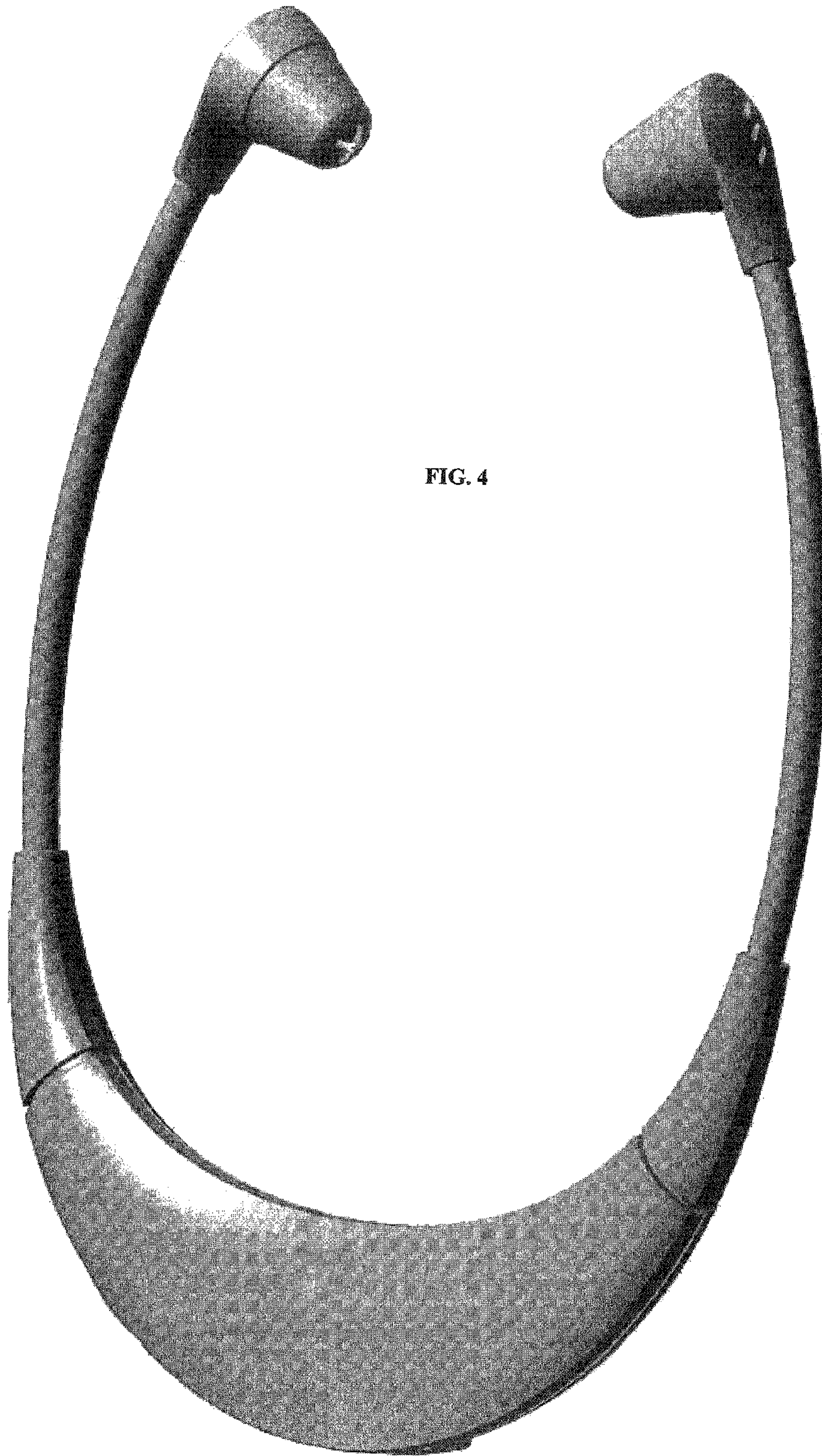


FIG. 4




FIG. 5




FIG. 6




FIG. 7