

US00D565023S

(12) **United States Design Patent**
Yamagishi

(10) **Patent No.:** **US D565,023 S**
(45) **Date of Patent:** **** Mar. 25, 2008**

(54) **WIRELESS HEADSET**

(75) Inventor: **Asami Yamagishi**, Tokyo (JP)

(73) Assignee: **Sony Corporation**, Tokyo (JP)

(**) Term: **14 Years**

(21) Appl. No.: **29/266,437**

(22) Filed: **Sep. 21, 2006**

(30) **Foreign Application Priority Data**

May 30, 2006 (JP) D2006-013655

(51) **LOC (8) Cl.** **14-01**

(52) **U.S. Cl.** **D14/205**

(58) **Field of Classification Search** D14/155,
D14/168, 188, 191, 192, 195, 218, 229, 205,
D14/206, 223, 433, 441, 447, 496; 379/420.03,
379/420.04, 447, 449, 419, 430, 420.01;
455/351, 352; 181/149

See application file for complete search history.

(56) **References Cited**

U.S. PATENT DOCUMENTS

- D280,896 S * 10/1985 Campbell et al. D14/155
- 4,754,484 A * 6/1988 Larkin et al. 379/430
- D297,007 S * 8/1988 Pushelberg D14/496
- D316,550 S * 4/1991 Sogabe D14/168
- 5,099,514 A * 3/1992 Acree 379/441
- 5,668,868 A * 9/1997 Nordenstrom 379/447
- 6,122,369 A * 9/2000 Hwang et al. 379/420.04
- D475,994 S * 6/2003 Schmidt et al. D14/223
- D481,377 S * 10/2003 Eguchi D14/223
- D493,175 S * 7/2004 Schmidt et al. D14/433

- D494,568 S * 8/2004 Pan D14/223
- D511,157 S * 11/2005 Johnson D14/223
- D526,642 S * 8/2006 Choe D14/205

FOREIGN PATENT DOCUMENTS

JP D1086098 S 9/2000

OTHER PUBLICATIONS

U.S. Appl. No. 29/266,438, filed Sep. 21, 2006.

* cited by examiner

Primary Examiner—Paula A. Greene

(74) *Attorney, Agent, or Firm*—Rader, Fishman & Grauer, PLLC

(57) **CLAIM**

The ornamental design for a wireless headset, as shown and described.

DESCRIPTION

FIG. 1 is a perspective view of a wireless headset showing my new design;

FIG. 2 is a front elevational view thereof;

FIG. 3 is a rear elevational view thereof;

FIG. 4 is a left side elevational view thereof;

FIG. 5 is a right side elevational view thereof;

FIG. 6 is a top plan view thereof; and,

FIG. 7 is a bottom plan view thereof.

Portions of FIGS. 1–7 that are shown as broken lines are for illustrative purpose only and form no part of the claimed design.

1 Claim, 7 Drawing Sheets

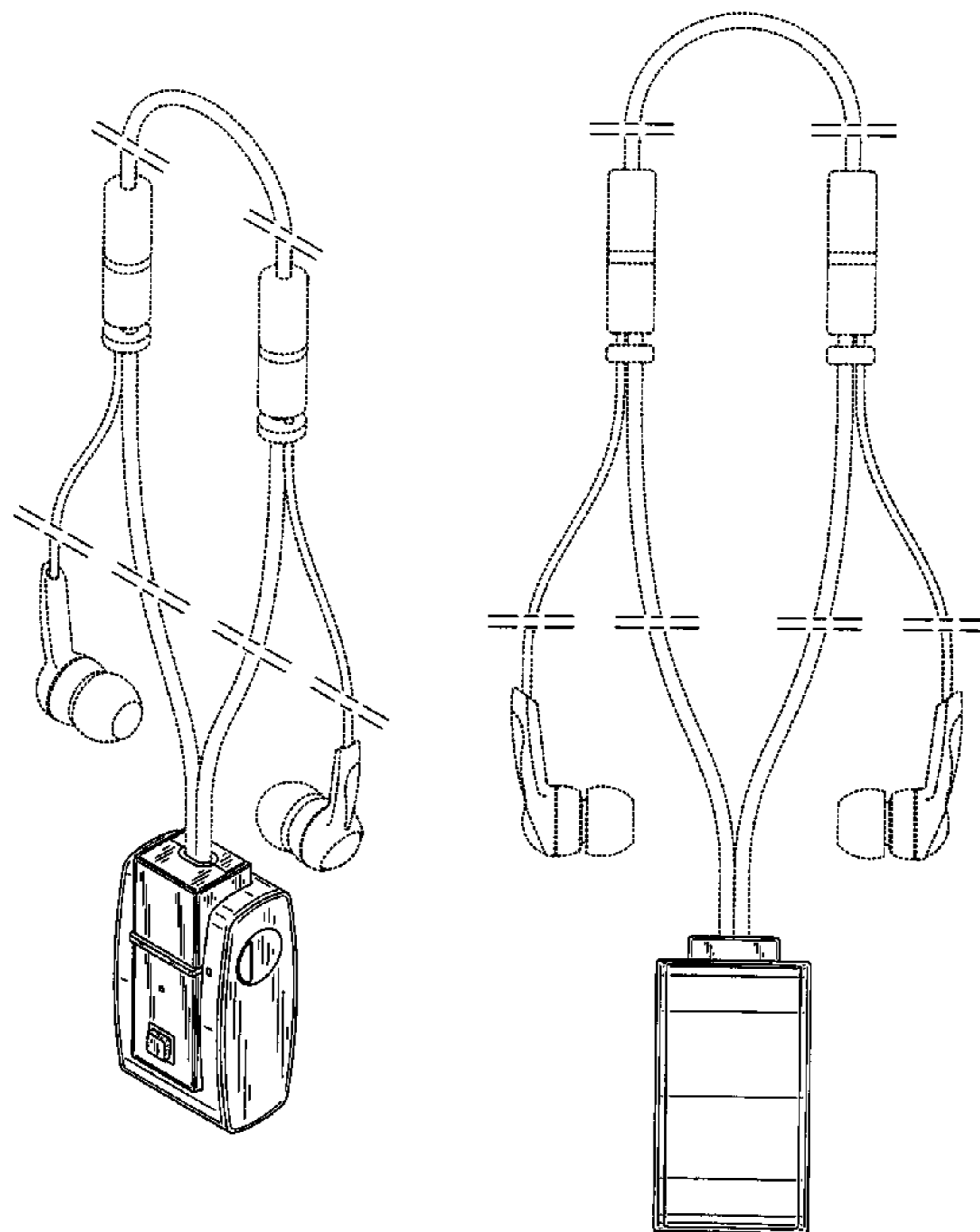


Fig. 1

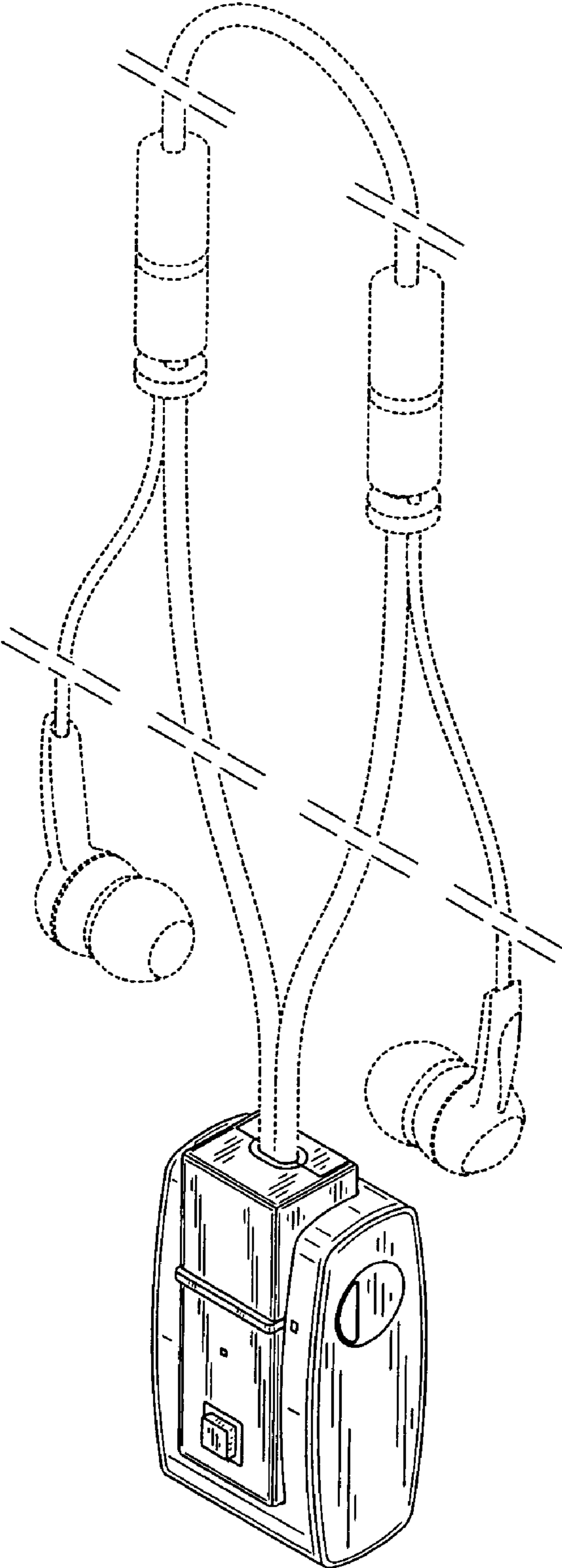


Fig.2

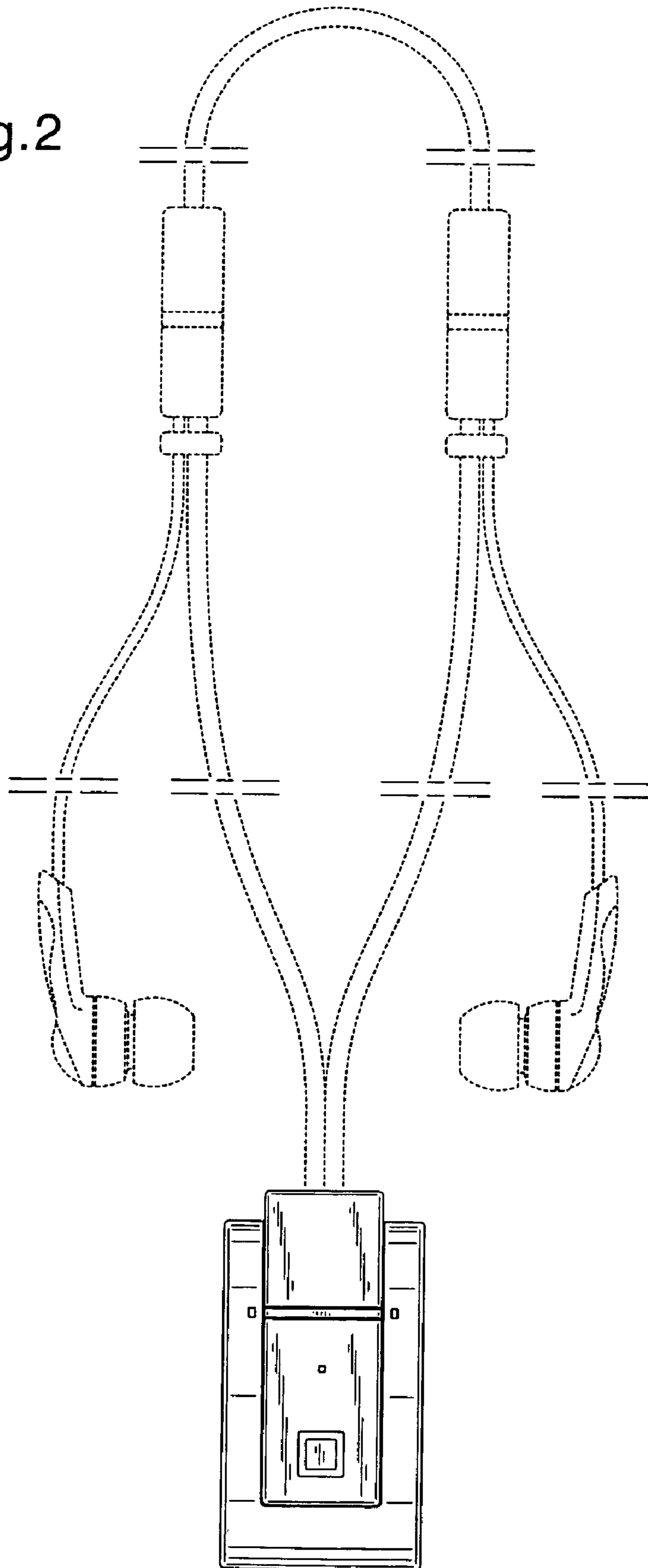


Fig.3

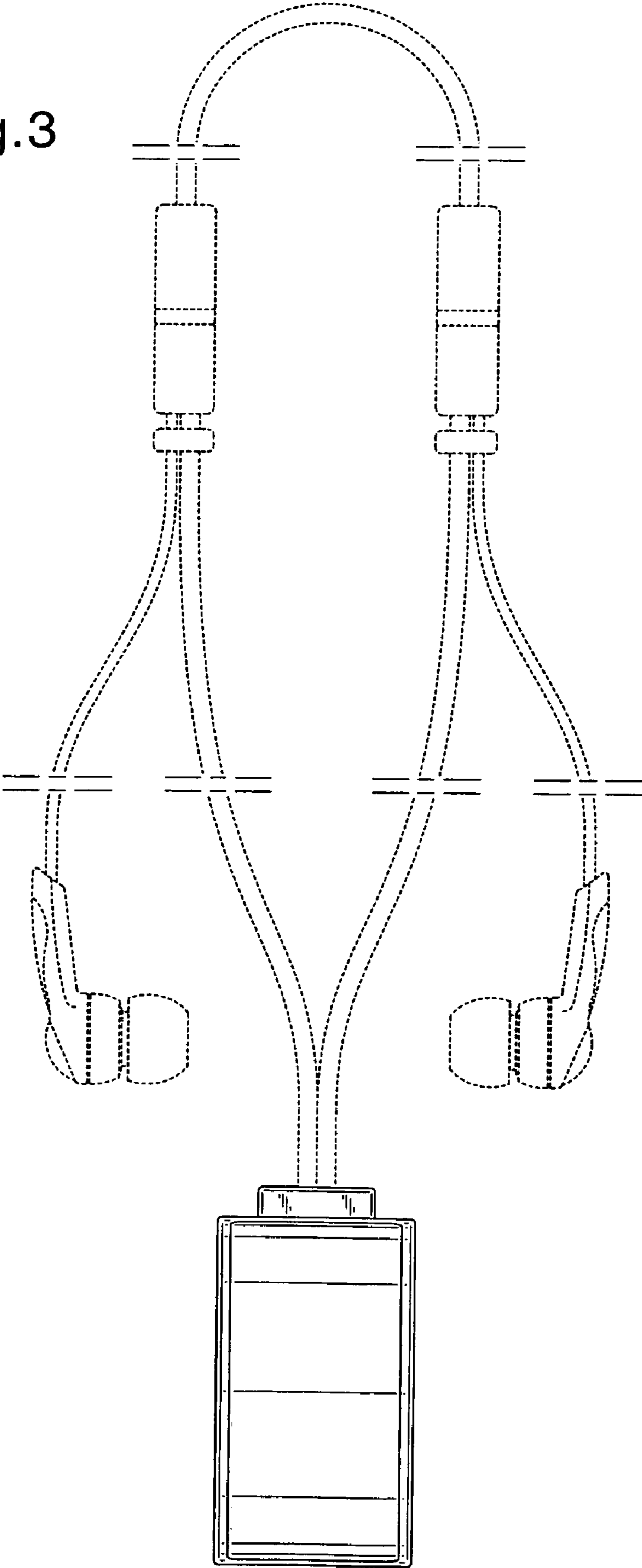


Fig.4

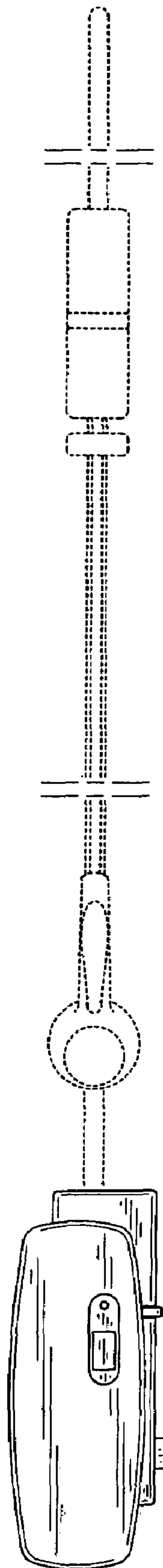


Fig.5

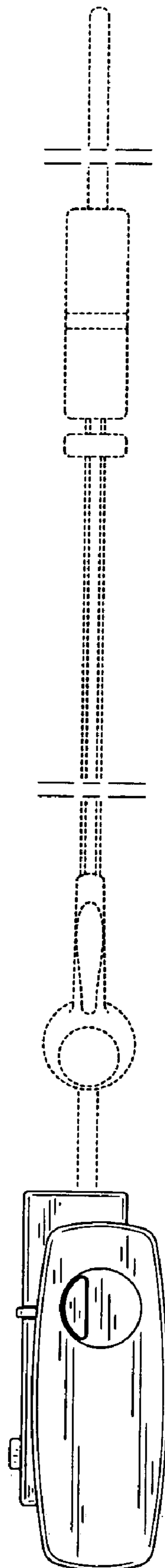


Fig. 6




Fig. 7

