



US00D565018S

(12) **United States Design Patent** (10) **Patent No.:** **US D565,018 S**  
**Arbisi** (45) **Date of Patent:** **\*\* Mar. 25, 2008**

(54) **HANDSET**

(75) Inventor: **Thomas Arbisi**, Newbury, CA (US)

(73) Assignee: **Nokia Corporation**, Espoo (FI)

(\*\*) Term: **14 Years**

(21) Appl. No.: **29/276,811**

(22) Filed: **Feb. 6, 2007**

**Related U.S. Application Data**

(62) Division of application No. 29/206,944, filed on Jun. 7, 2004, now Pat. No. Des. 537,426.

(51) **LOC (8) Cl.** ..... **14-03**

(52) **U.S. Cl.** ..... **D14/138**

(58) **Field of Classification Search** ..... D14/496,  
D14/138, 341-347; 455/575.3, 575.1; D21/517  
See application file for complete search history.

(56) **References Cited**

**U.S. PATENT DOCUMENTS**

4,926,474 A	5/1990	Marks
5,260,998 A	11/1993	Takagi
D352,503 S	11/1994	Nagele
5,363,089 A	11/1994	Goldenberg
D361,064 S	8/1995	Fellinger
D383,731 S	9/1997	Mieki et al.
D408,402 S	4/1999	Shimelfarb et al.
D423,000 S	4/2000	Prietsman et al.

(Continued)

**FOREIGN PATENT DOCUMENTS**

WO	DM/058624	12/2001
WO	DM/065073	4/2004
WO	DM/066147	12/2004
WO	DM/067481	12/2005

**OTHER PUBLICATIONS**

BenQ M580 telephone, announced 1st quarter 2006, [online], [retrieved on Jun. 8, 2007]. Retrieved from Internet ,URL: <<http://www.gsmarena.com>>.\*

*Primary Examiner*—Jeffrey Asch

(74) *Attorney, Agent, or Firm*—Banner & Witcoff, Ltd.

(57) **CLAIM**

The ornamental design for a handset, as shown and described.

**DESCRIPTION**

FIG. 1 is a front view of a handset showing my new design;

FIG. 2 is a rear view thereof;

FIG. 3 is a top plan view thereof;

FIG. 4 is a bottom plan view thereof;

FIG. 5 is a left side view thereof;

FIG. 6 is a right side view thereof;

FIG. 7 is a rear view of the handset of FIGS. 1-6 showing an in-use position;

FIG. 8 is a rear perspective view of the handset of FIGS. 1-6 showing an in-use position;

FIG. 9 is a right side view of the handset of FIGS. 1-6 showing an in-use position;

FIG. 10 is a front view of the handset showing another in-use position;

FIG. 11 is a front perspective view of the handset thereof;

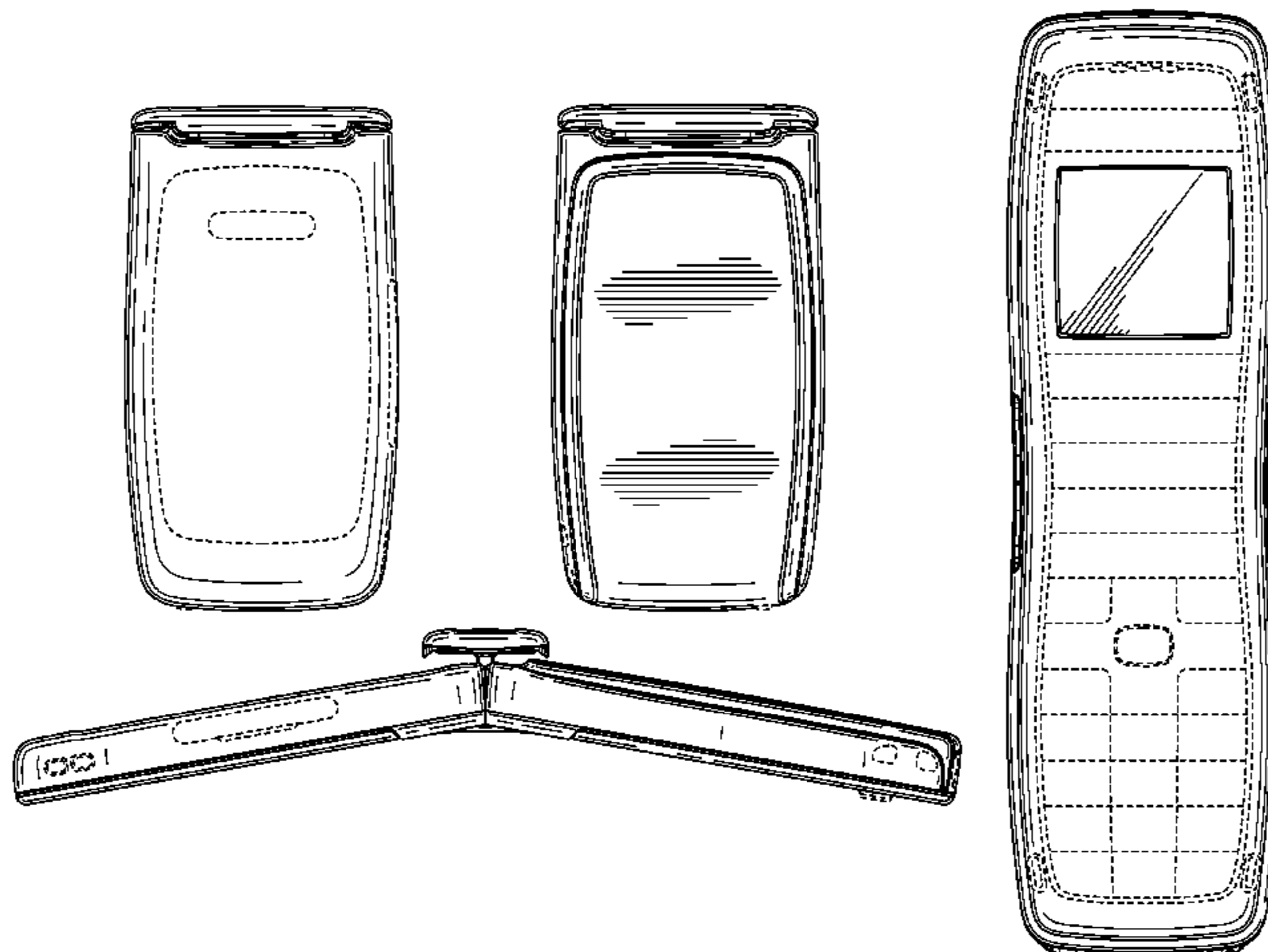
FIG. 12 is a left side view of the handset thereof;

FIG. 13 is a front perspective view of the handset shown in FIGS. 1-6 thereof; and,

FIG. 14 is a rear perspective view of the handset shown in FIGS. 1-6 thereof.

The even broken lines shown throughout the views that are immediately adjacent to the shaded areas and encompass unshaded regions represent the bounds of the claimed design. All other broken lines are directed to environment and are for illustrative purposes only. The broken lines form no part of the claimed design. The large disclaimed region on the interior in FIGS. 10 and 11 continues up to but does not include the display, which is a claimed feature.

**1 Claim, 9 Drawing Sheets**



# US D565,018 S

Page 2

---

U.S. PATENT DOCUMENTS					
D430,566 S	9/2000	Chu et al.	7,050,293 B2	5/2006	Arbisi et al.
D450,046 S	11/2001	Chun	D522,483 S	6/2006	Shin
D458,913 S	6/2002	Suzuki et al.	D525,224 S	7/2006	Pitt et al.
D459,326 S	6/2002	Nagai et al.	D537,426 S *	2/2007	Arbisi ..... D14/138
D488,154 S	4/2004	Lovelady et al.	D542,251 S *	5/2007	Koh et al. .... D14/138
D497,353 S	10/2004	Kim et al.	2002/0042252 A1	4/2002	Toyoda et al.
D497,891 S	11/2004	Peng et al.	2003/0125079 A1	7/2003	Park et al.
D501,838 S	2/2005	Kim et al.	2004/0203507 A1*	10/2004	Newman et al. .... 455/90.3
D507,551 S	7/2005	Kim et al.	2005/0003871 A1	1/2005	Shiue et al.
D508,035 S	8/2005	Kim et al.	2005/0261040 A1	11/2005	Andersson et al.
D508,475 S	8/2005	Wu et al.	2006/0089181 A1	4/2006	Gartrell
D512,398 S	12/2005	Chen et al.	2006/0089182 A1	4/2006	Gartrell
D516,532 S	3/2006	Hunt et al.	2006/0105824 A1*	5/2006	Kim et al. .... 455/575.8
D521,480 S *	5/2006	Ou et al. .... D14/138			* cited by examiner

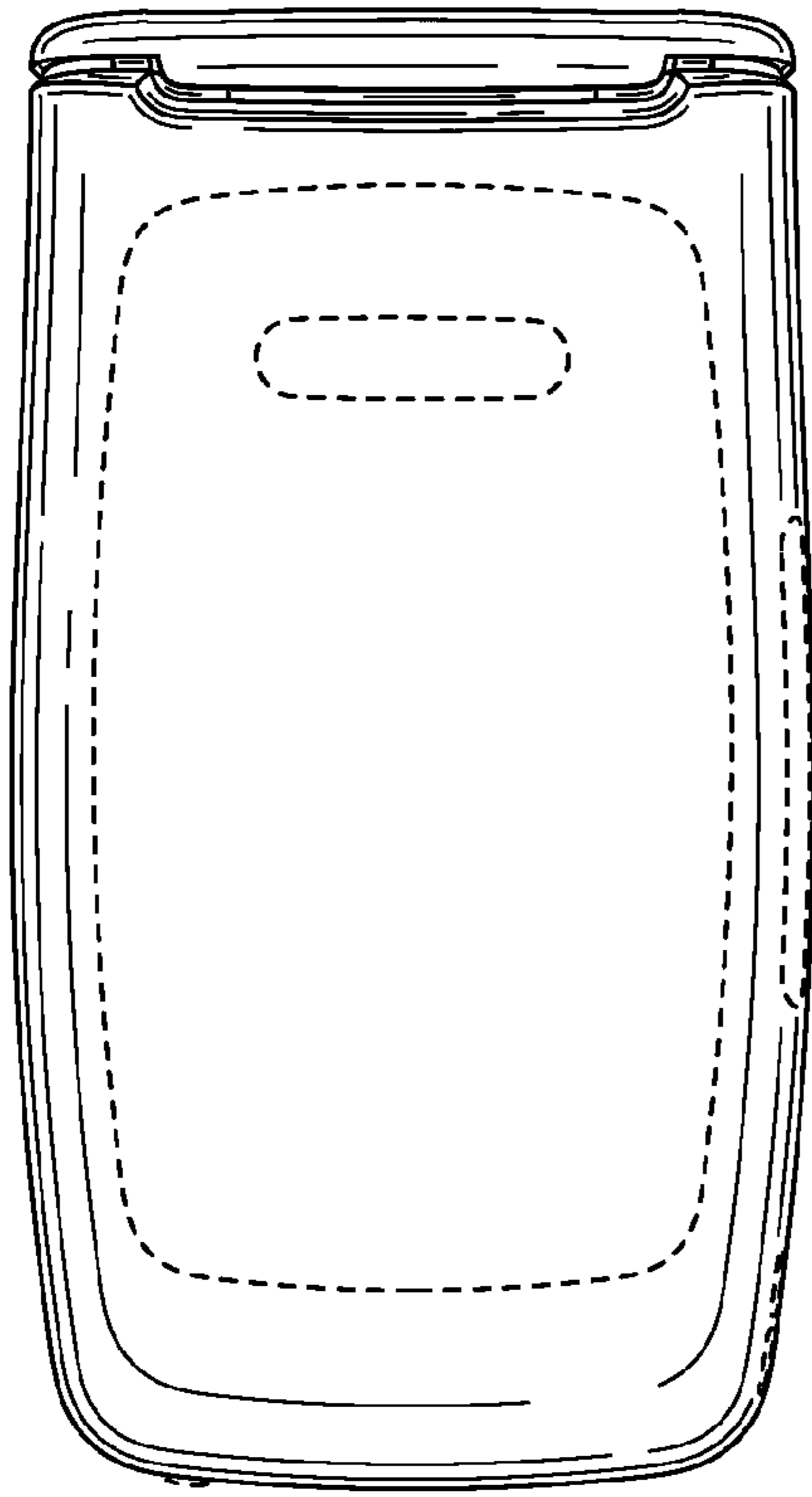


FIG. 1




FIG. 2

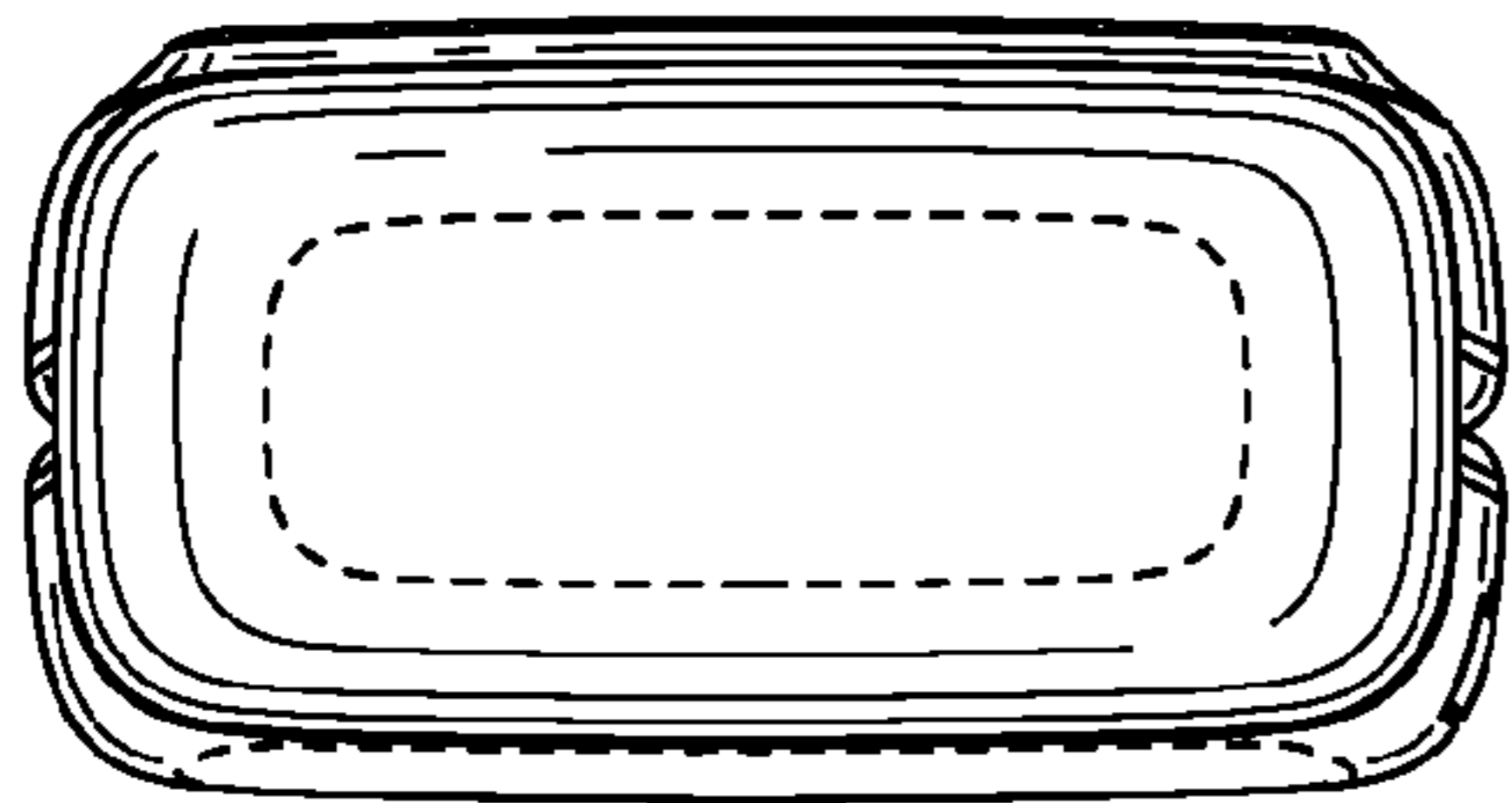


FIG. 3

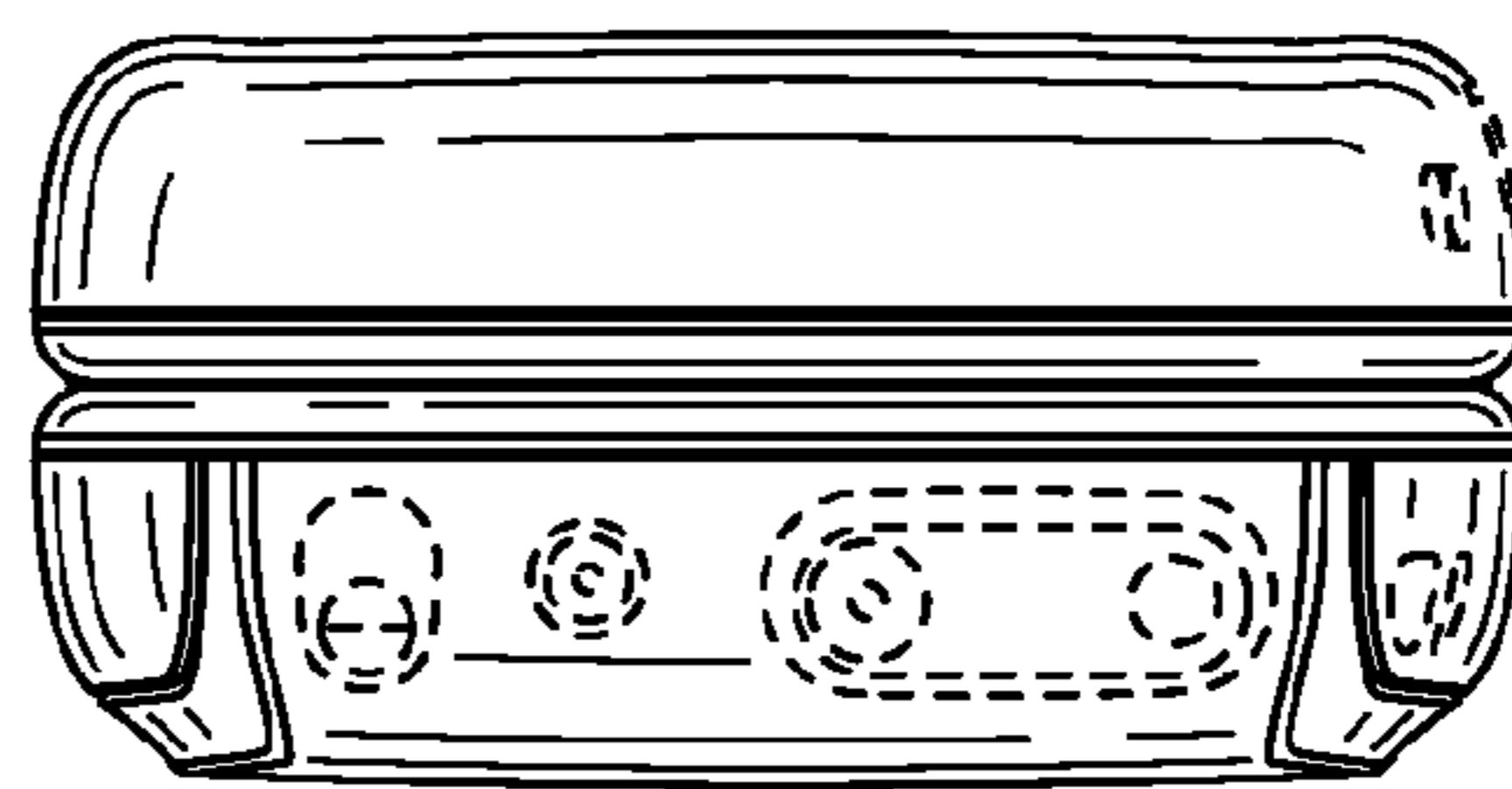


FIG. 4

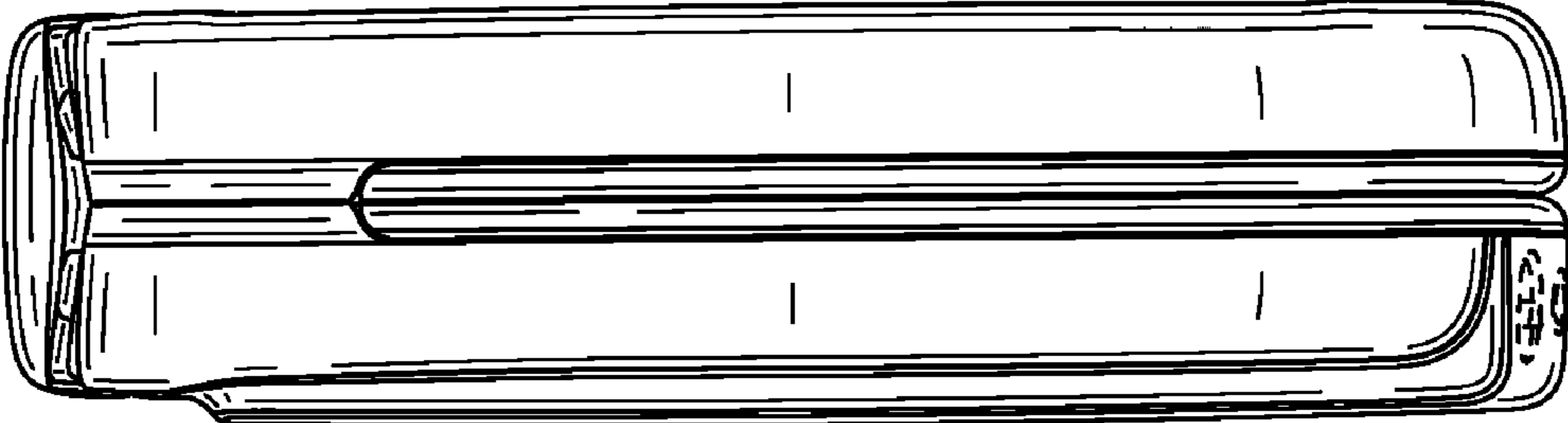


FIG. 5




FIG. 6

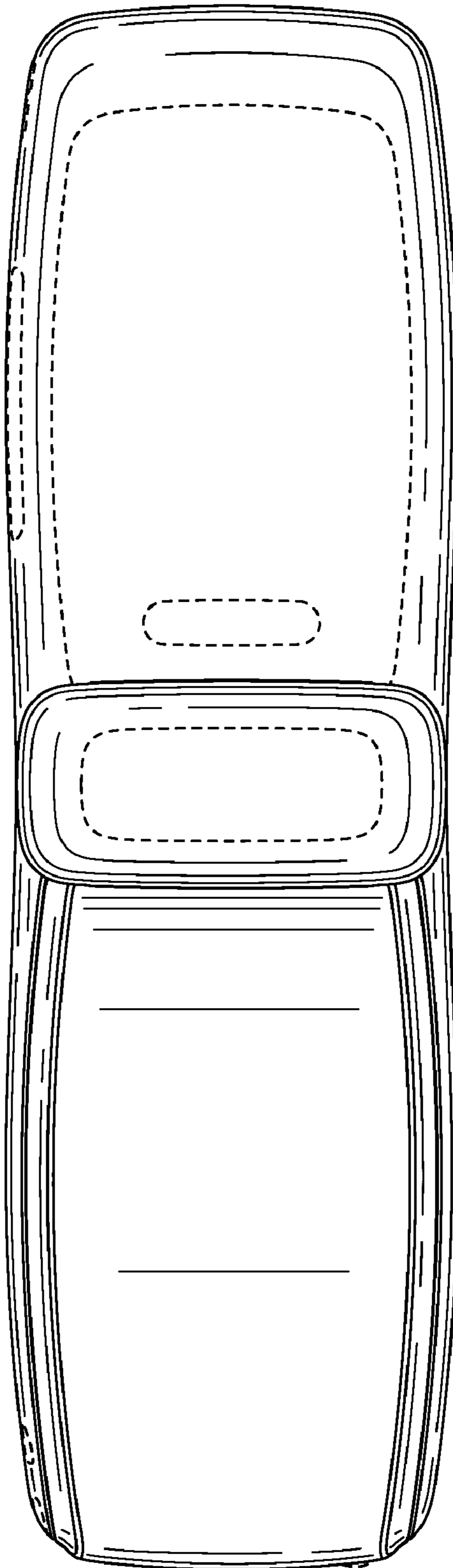


FIG. 7

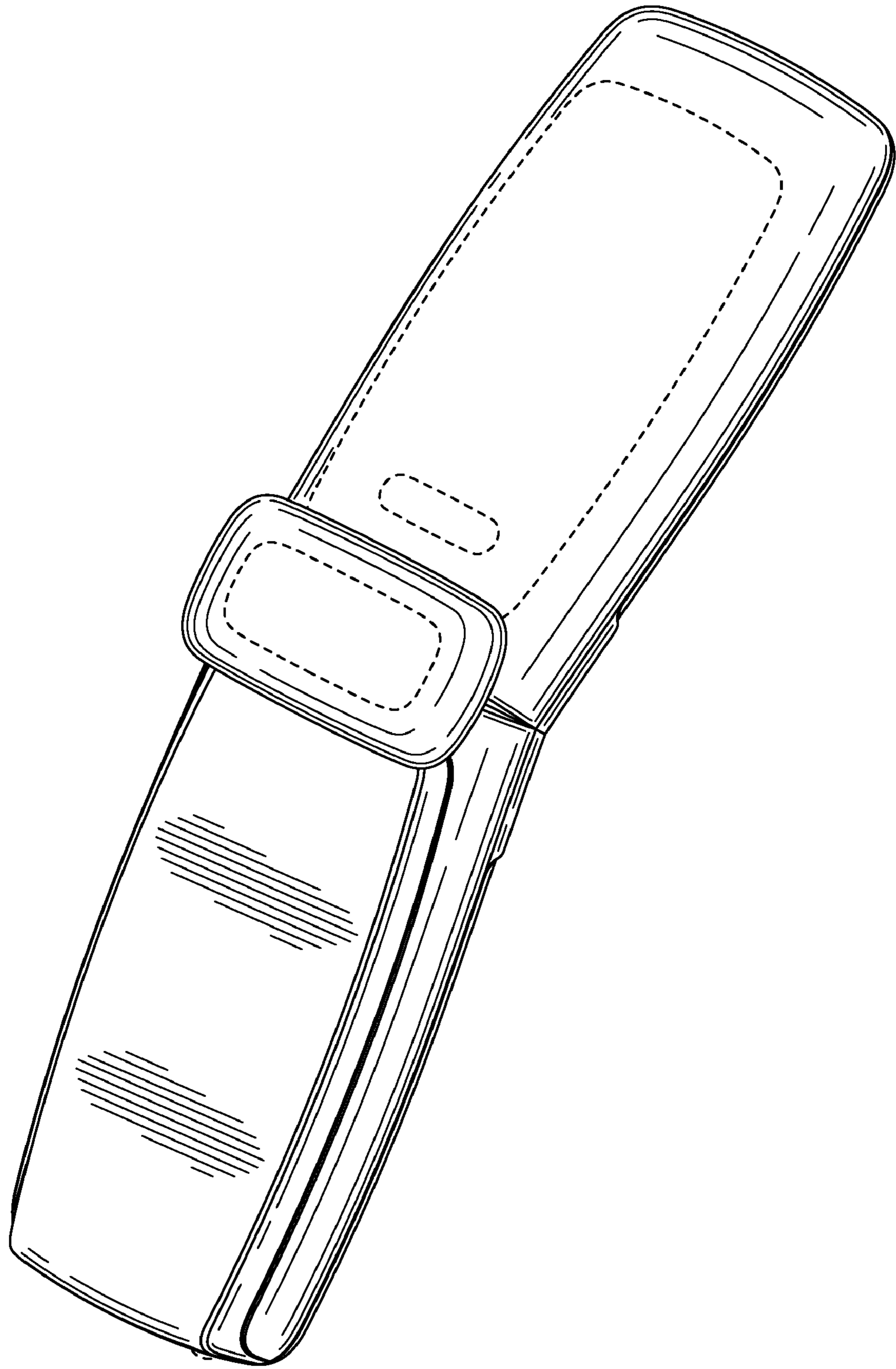


FIG. 8

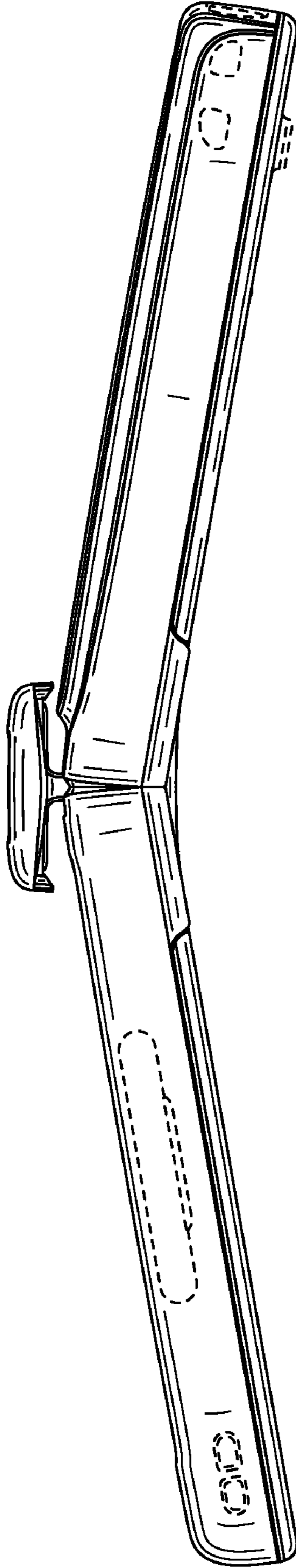


FIG. 9

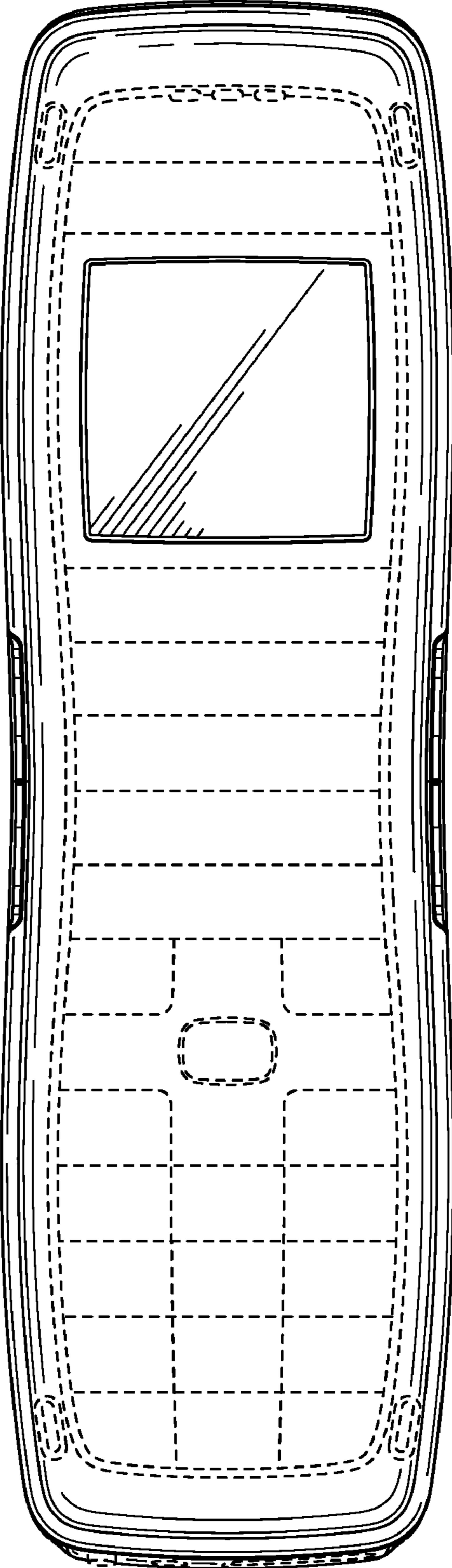


FIG. 10



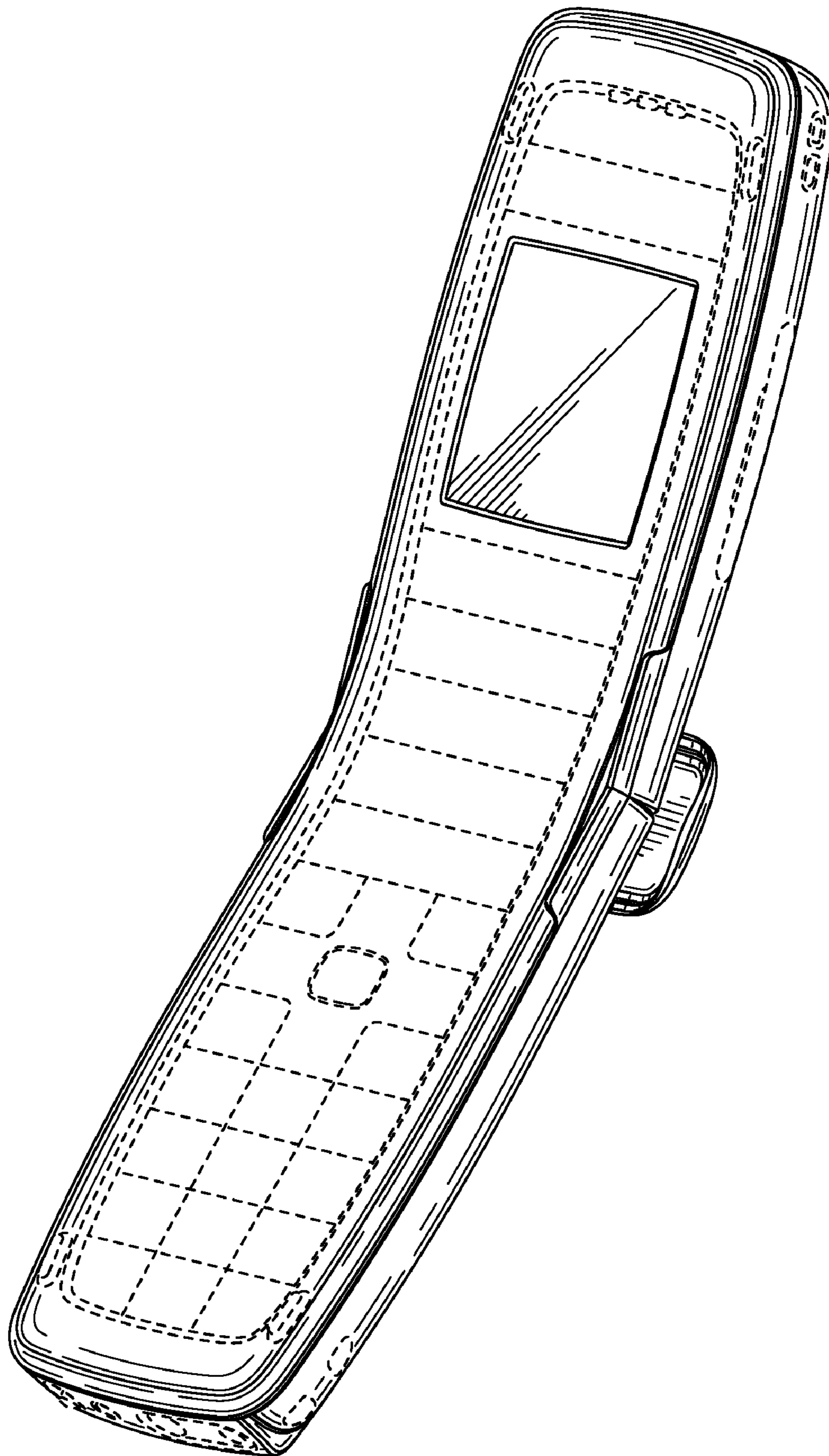


FIG. 11

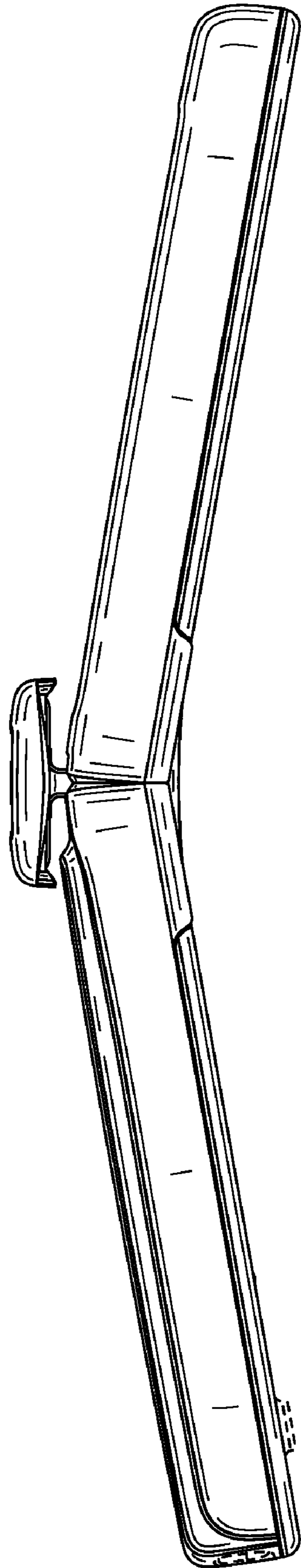


FIG. 12

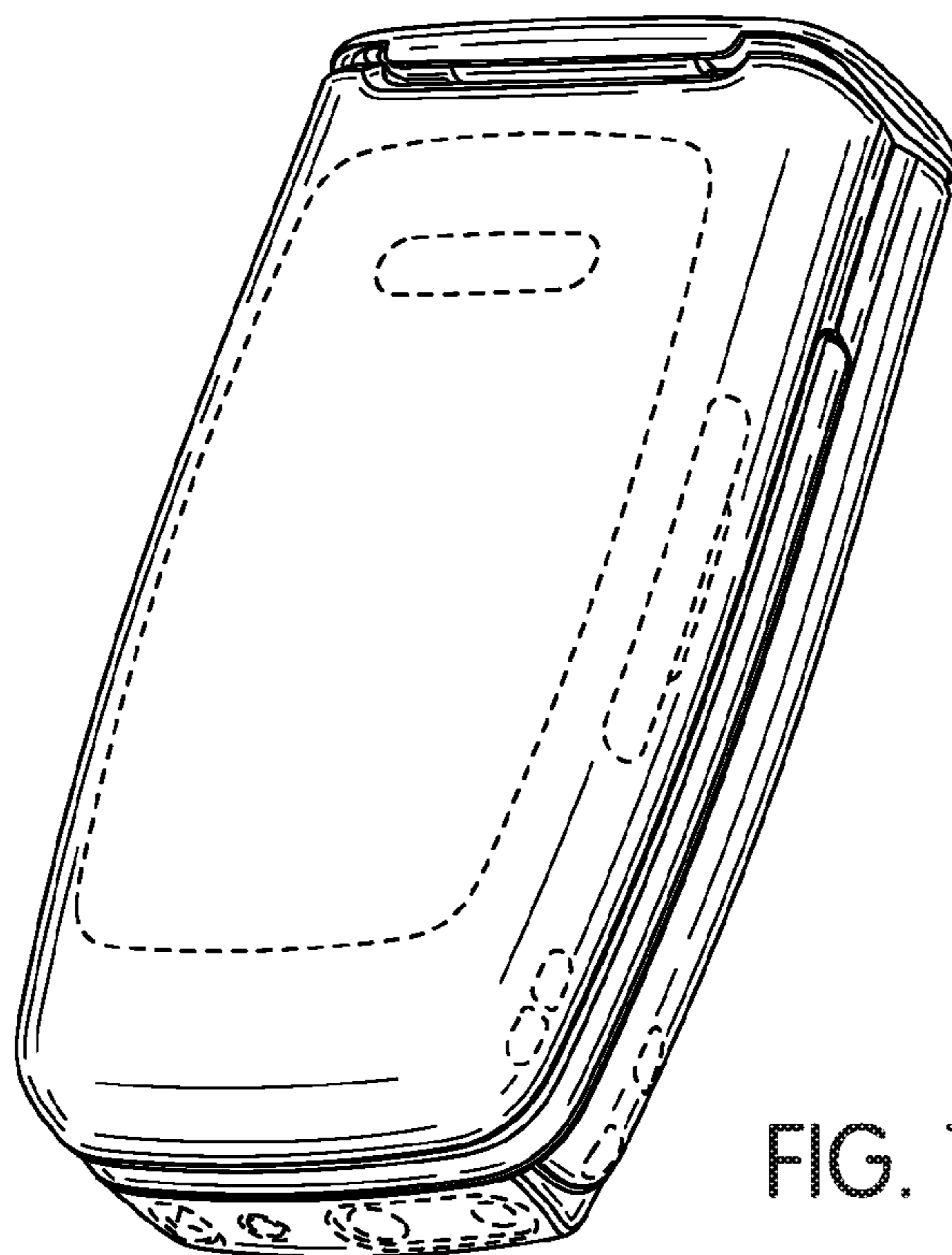


FIG. 13




FIG. 14