

US00D565002S

(12) **United States Design Patent**  
**Pegon et al.**

(10) **Patent No.:** **US D565,002 S**  
(45) **Date of Patent:** **\*\* Mar. 25, 2008**

(54) **HANDSET**

2005/0113135 A1\* 5/2005 Goebel et al. .... 455/556.1

(75) Inventors: **Valérie Pegon**, London (GB); **Tanja Fisher**, Twickenham (GB); **Tej Chauhan**, Edgward (GB); **Totti Helin**, Helsinki (FI); **Dimitre D Mehandjiysky**, Woodland Hills, CA (US); **Grace Boicel**, London (GB)

FOREIGN PATENT DOCUMENTS

WO DM/067709 \* 4/2006  
WO DM/068186 \* 8/2006

(73) Assignee: **Nokia Corporation**, Espoo (FI)

OTHER PUBLICATIONS

Nokia N70, announced 2Q 2005, <URL:http://www.gsmarena.com/nokia\_n70-1153.php>, retrieved from internet Sep. 8, 2007.\*  
Nokia 7360, announced Oct. 2005, <URL:http://www.gsmarena.com/nokia\_7360-1330.php>, retrieved from internet Sep. 8, 2007.\*

(\*\*) Term: **14 Years**

\* cited by examiner

(21) Appl. No.: **29/240,007**

*Primary Examiner*—Jeffrey Asch  
*Assistant Examiner*—Carla Jobe Wright

(22) Filed: **Oct. 7, 2005**

(74) *Attorney, Agent, or Firm*—Banner & Witcoff, Ltd.

(51) **LOC (8) Cl.** ..... **14-03**

(52) **U.S. Cl.** ..... **D14/138**

(58) **Field of Classification Search** ..... D14/137–138,  
D14/147–148, 156, 218, 247–248, 341–347,  
D14/496; D16/208; D21/329, 331, 333,  
D21/517; 348/14.01–14.02; 361/814; 379/  
433.01–433.13; 455/90.3, 556.1–556.2,  
455/566, 575.1, 575.3, 575.4

See application file for complete search history.

(57) **CLAIM**

The ornamental design for a handset, as shown and described.

(56) **References Cited**

U.S. PATENT DOCUMENTS

D507,251 S	*	7/2005	Burns et al.	.....	D14/138
D508,902 S	*	8/2005	Lee et al.	.....	D14/138
D523,837 S	*	6/2006	Lee	.....	D14/138
D525,228 S	*	7/2006	Kim et al.	.....	D14/138
D531,976 S	*	11/2006	Kim et al.	.....	D14/138
D532,767 S	*	11/2006	Yoshino et al.	.....	D14/138
D540,773 S	*	4/2007	Meng et al.	.....	D14/138
D544,851 S	*	6/2007	Burns	.....	D14/138
D545,800 S	*	7/2007	Ou et al.	.....	D14/138
D546,314 S	*	7/2007	Im	.....	D14/138
D548,717 S	*	8/2007	Davis	.....	D14/138
D549,208 S	*	8/2007	Huang et al.	.....	D14/138

**DESCRIPTION**

FIG. 1 is a bottom plan view of a handset showing our new design;

FIG. 2 is a right side view thereof;

FIG. 3 is a front view thereof;

FIG. 4 is a left side view thereof;

FIG. 5 is a top plan view thereof;

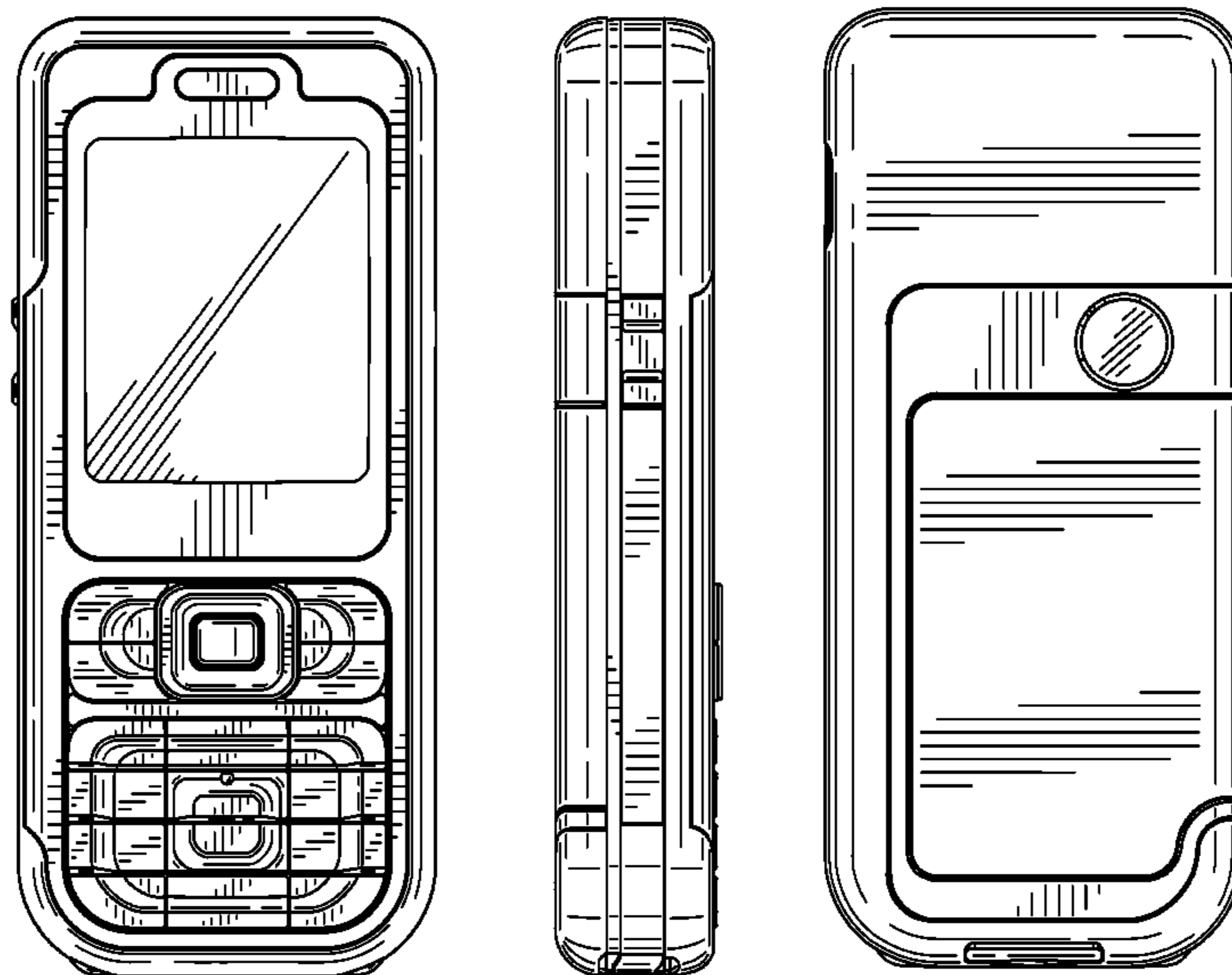
FIG. 6 is a rear view thereof;

FIG. 7 is a perspective front view thereof; and,

FIG. 8 is a perspective rear view thereof.

The broken line showing of environmental structures is for illustrative purposes only and forms no part of the claimed design.

**1 Claim, 3 Drawing Sheets**



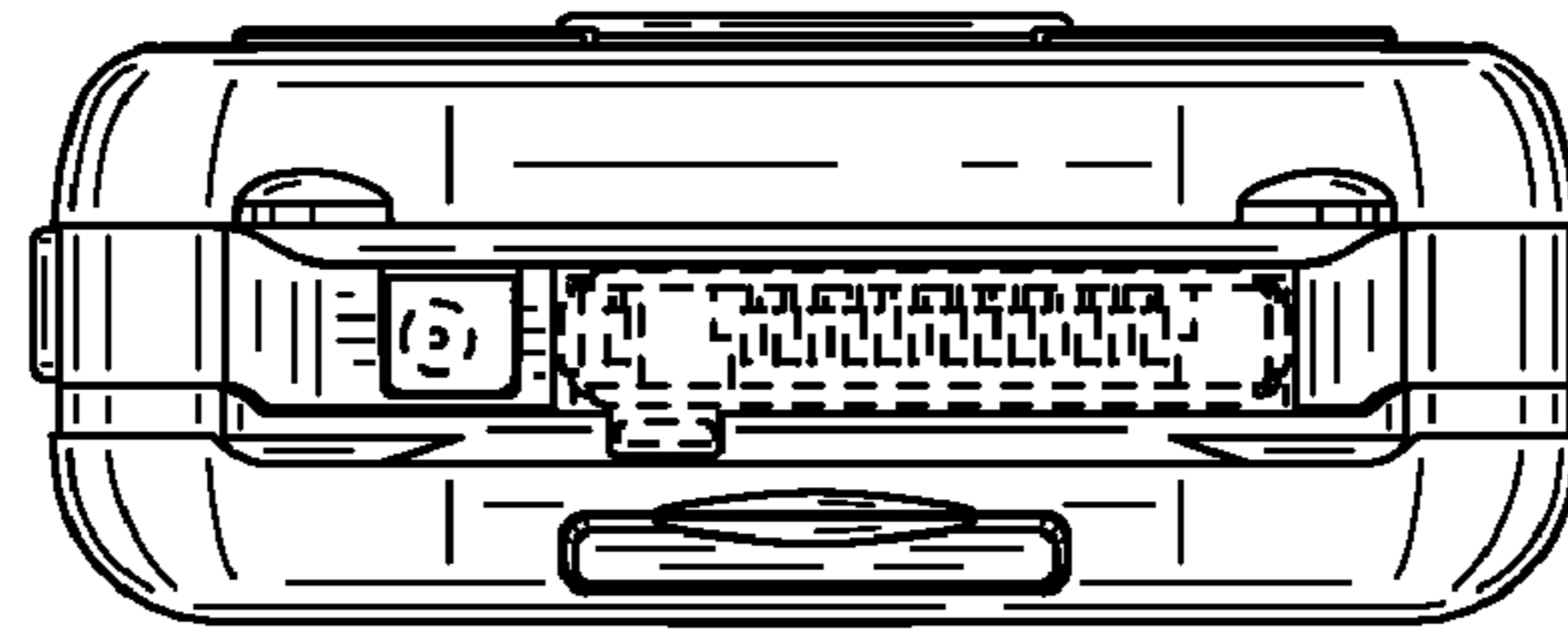


FIG. 1

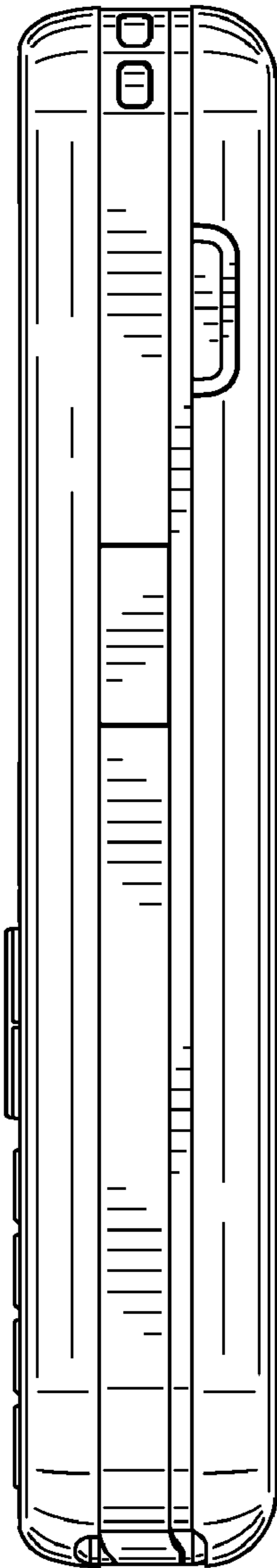


FIG. 2

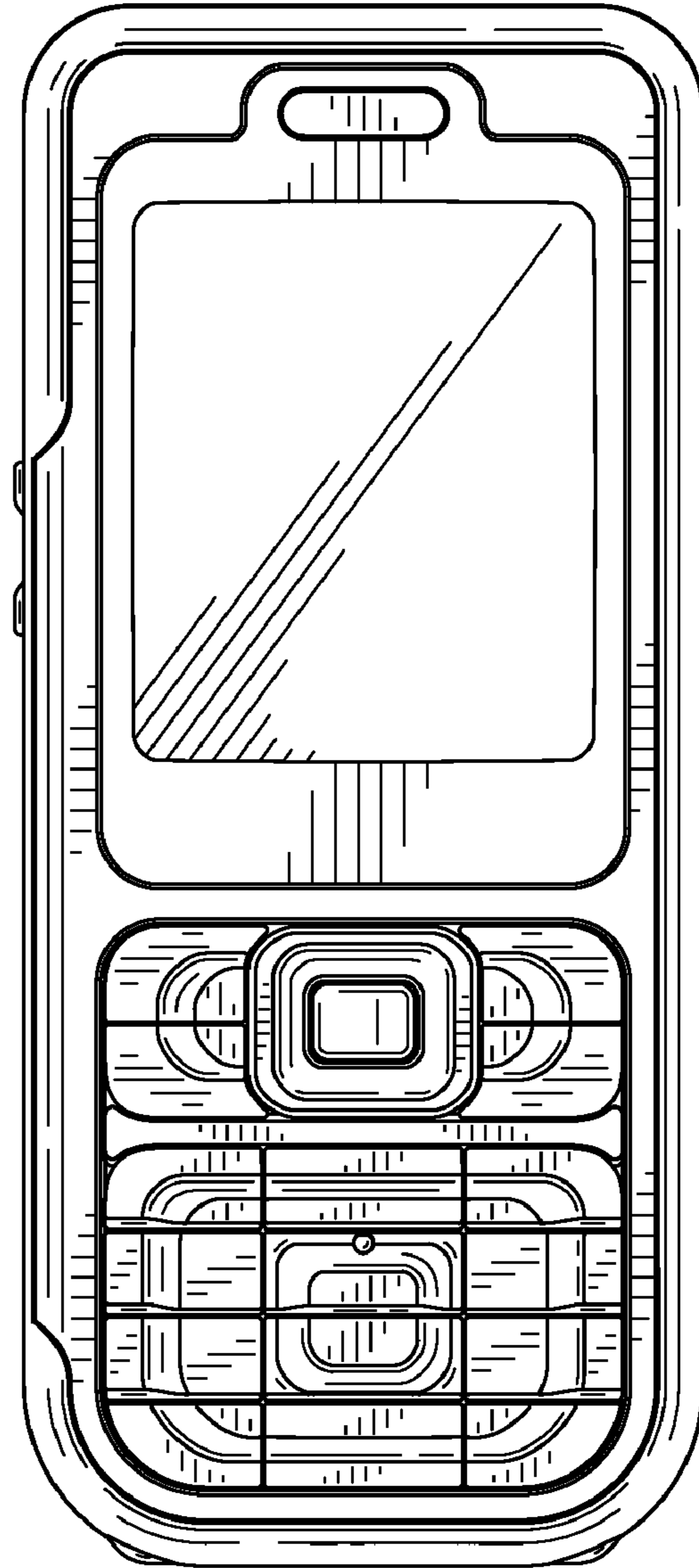


FIG. 3

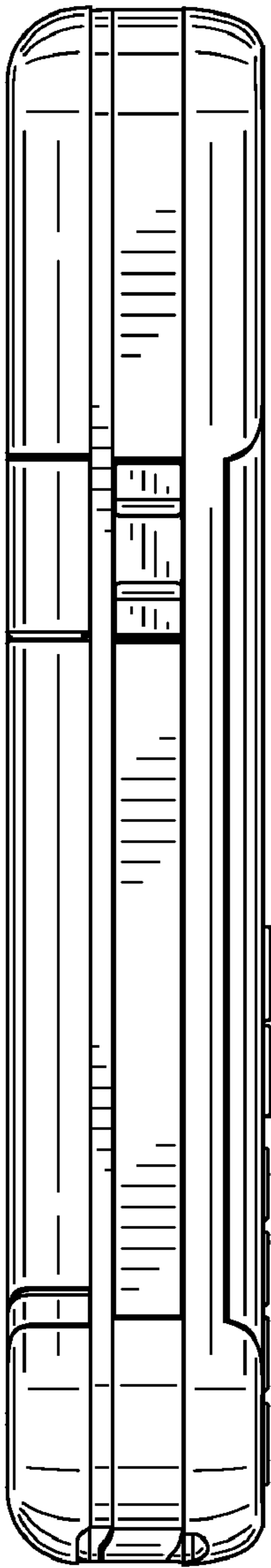


FIG. 4

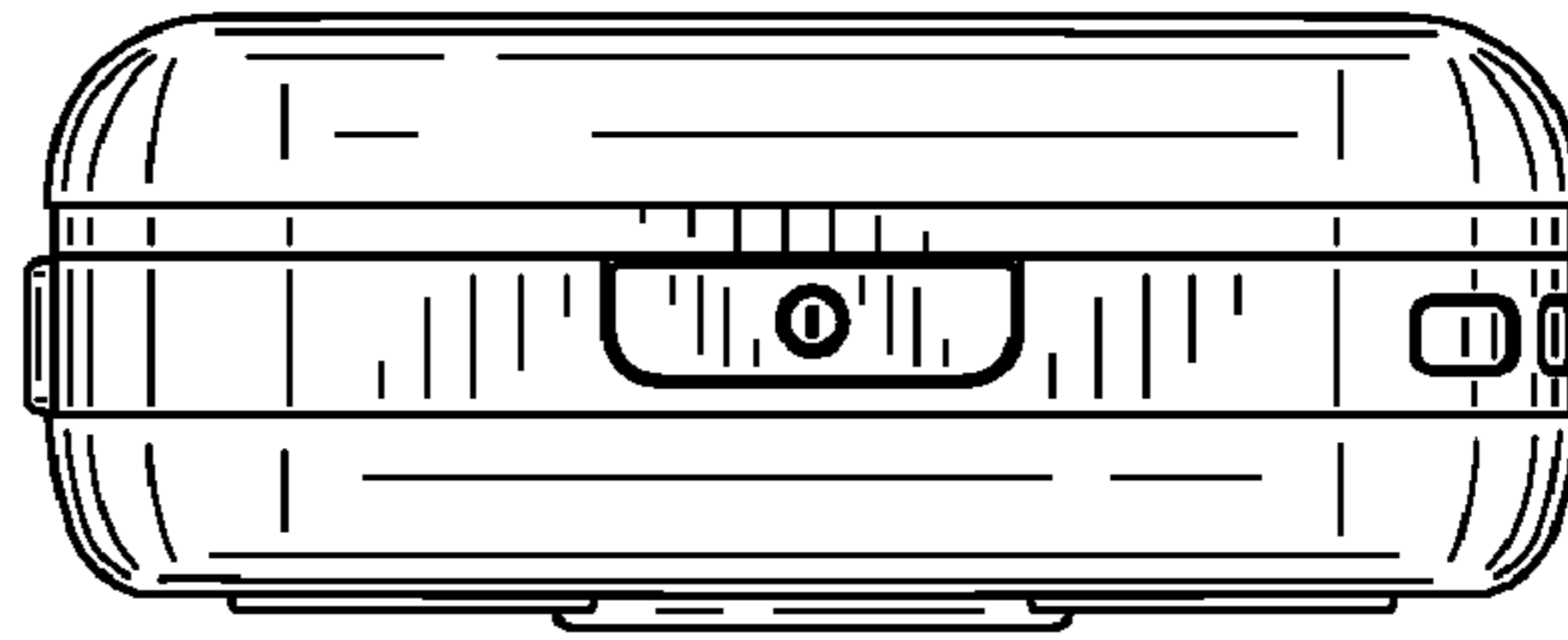


FIG. 5




FIG. 6

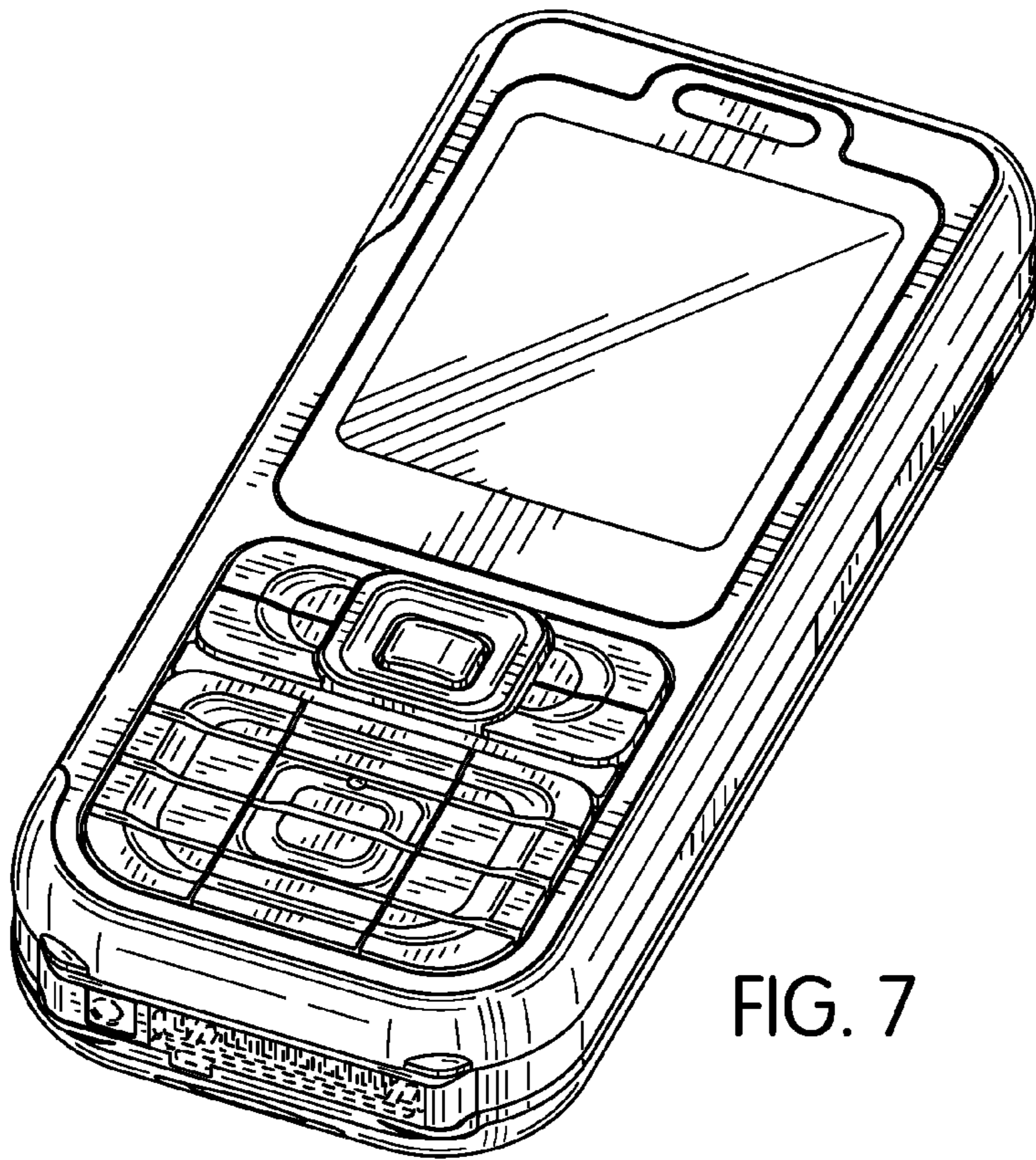


FIG. 7

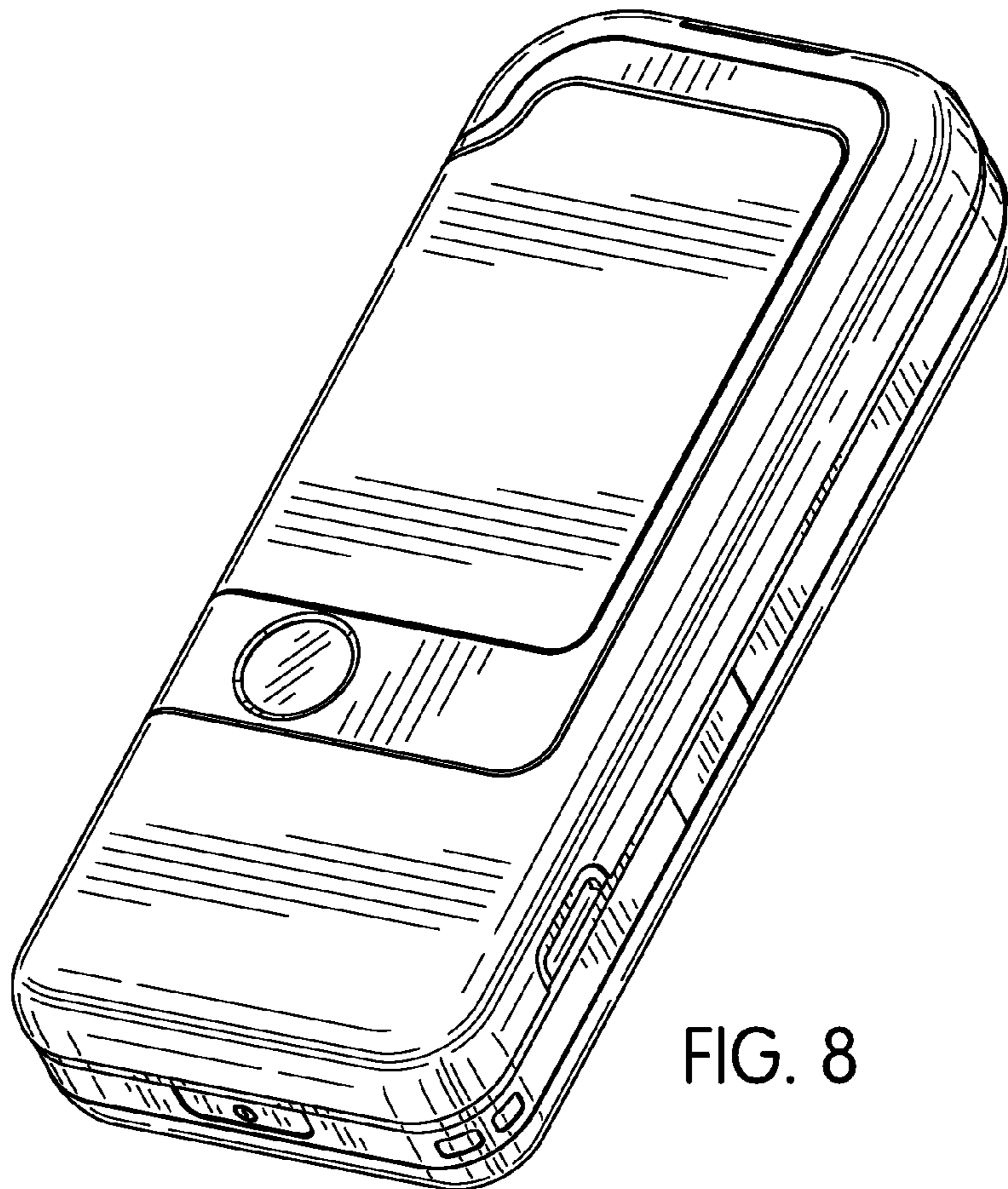


FIG. 8