



US00D564997S

(12) **United States Design Patent**
Tran et al.

(10) **Patent No.:** **US D564,997 S**
(45) **Date of Patent:** **** Mar. 25, 2008**

(54) **HOUSING FOR A COMMUNICATION DEVICE**

(75) Inventors: **Chi T. Tran**, Plantation, FL (US);
Bruce A. Claxton, Coral Springs, FL (US);
Craig F Siddoway, Davie, FL (US)

(73) Assignee: **Motorola, Inc.**, Schaumburg, IL (US)

(**) Term: **14 Years**

(21) Appl. No.: **29/280,073**

(22) Filed: **May 15, 2007**

(51) **LOC (8) Cl.** **14-03**

(52) **U.S. Cl.** **D14/137**

(58) **Field of Classification Search** D14/137-138,
D14/144, 188, 147-148, 155, 159, 191-192,
D14/194, 240, 197-198, 358, 225, 247-248,
D14/383-385, 417, 496; 379/433.01, 420.01-420.04,
379/419, 440, 428.01-428.04; D10/104-106;
340/573.1, 573.3-573.4; 361/814; 455/90.2-90.3,
455/347-349, 351, 556.1, 575.1
See application file for complete search history.

(56) **References Cited**

U.S. PATENT DOCUMENTS

D389,827 S	*	1/1998	Oross et al.	D14/137
D433,001 S	*	10/2000	Haase et al.	D14/137
D445,706 S	*	7/2001	Myers et al.	D10/104
D487,735 S	*	3/2004	Wu et al.	D14/138
D489,704 S	*	5/2004	Kim	D14/188
D490,070 S	*	5/2004	Lee	D14/188

D491,161 S	*	6/2004	Tang	D14/188
D498,219 S	*	11/2004	Hamann	D14/138
D502,936 S	*	3/2005	Oas	D14/188
D515,058 S	*	2/2006	Boyd	D14/138
D529,476 S	*	10/2006	Beaseley et al.	D14/147
2001/0041590 A1	*	11/2001	Silberfenig et al.	455/556
2003/0013418 A1	*	1/2003	Kato	455/90

* cited by examiner

Primary Examiner—Ian Simmons

Assistant Examiner—Carla Jobe Wright

(74) *Attorney, Agent, or Firm*—Barbara R. Doutre

(57) **CLAIM**

We claim the ornamental design for a housing for a communication device, as shown and described.

DESCRIPTION

FIG. 1 is a perspective view of a housing for a communication device showing our new design.

FIG. 2 is a front view of thereof.

FIG. 3 is a rear view thereof.

FIG. 4 is a side view thereof.

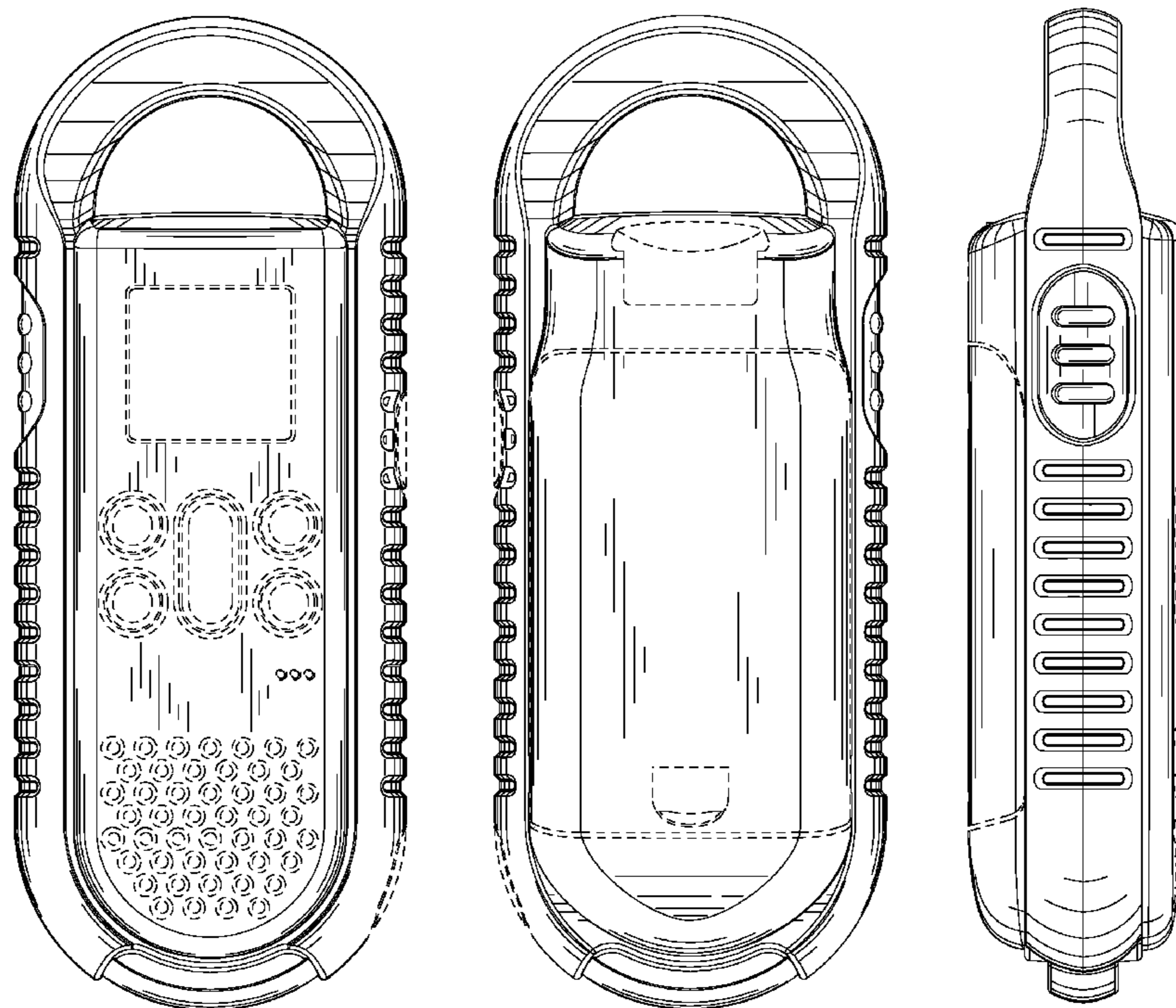
FIG. 5 is an opposite side view thereof.

FIG. 6 is a top view thereof; and,

FIG. 7 is a bottom view thereof.

The broken line showing of environmental structures is for illustrative purposes only and forms no part of the claimed design.

1 Claim, 4 Drawing Sheets



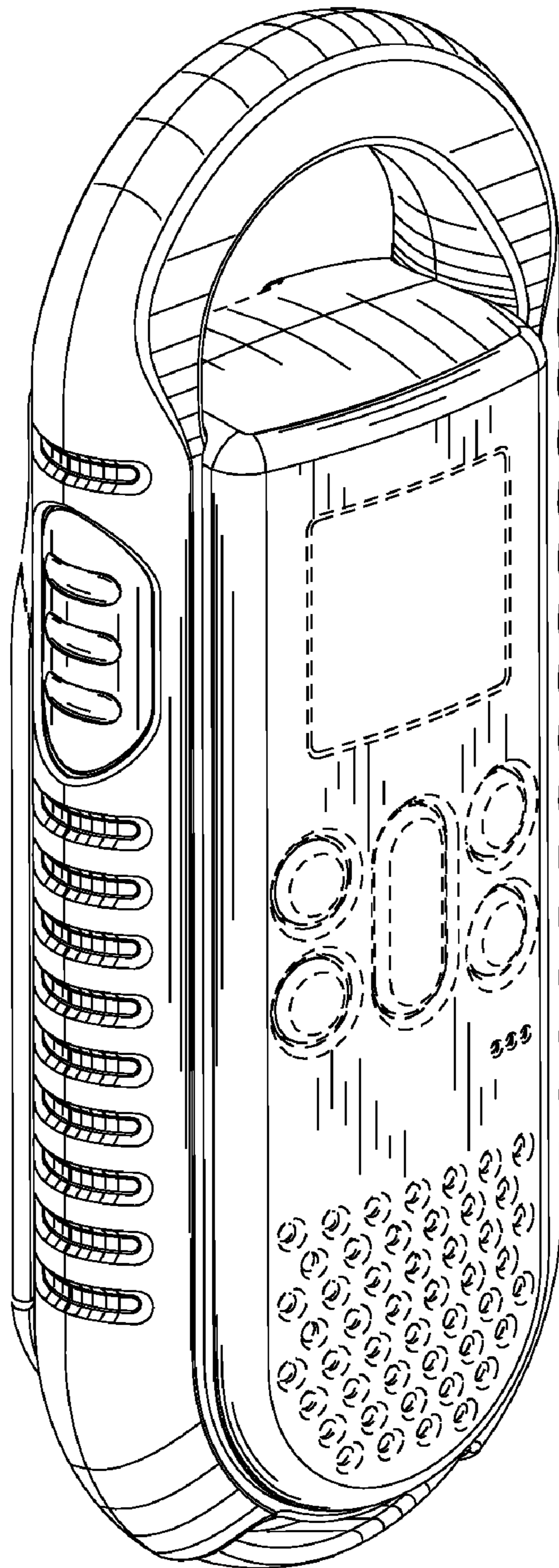


FIG. 1

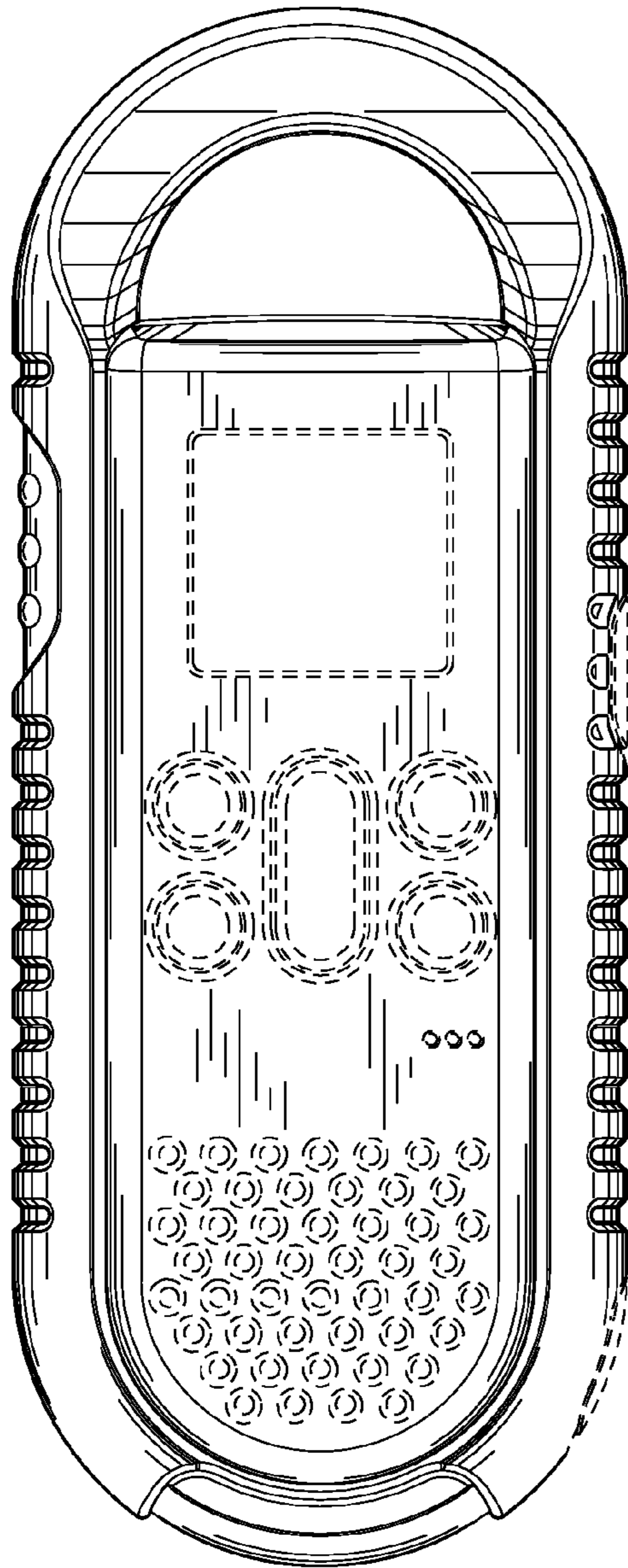


FIG. 2

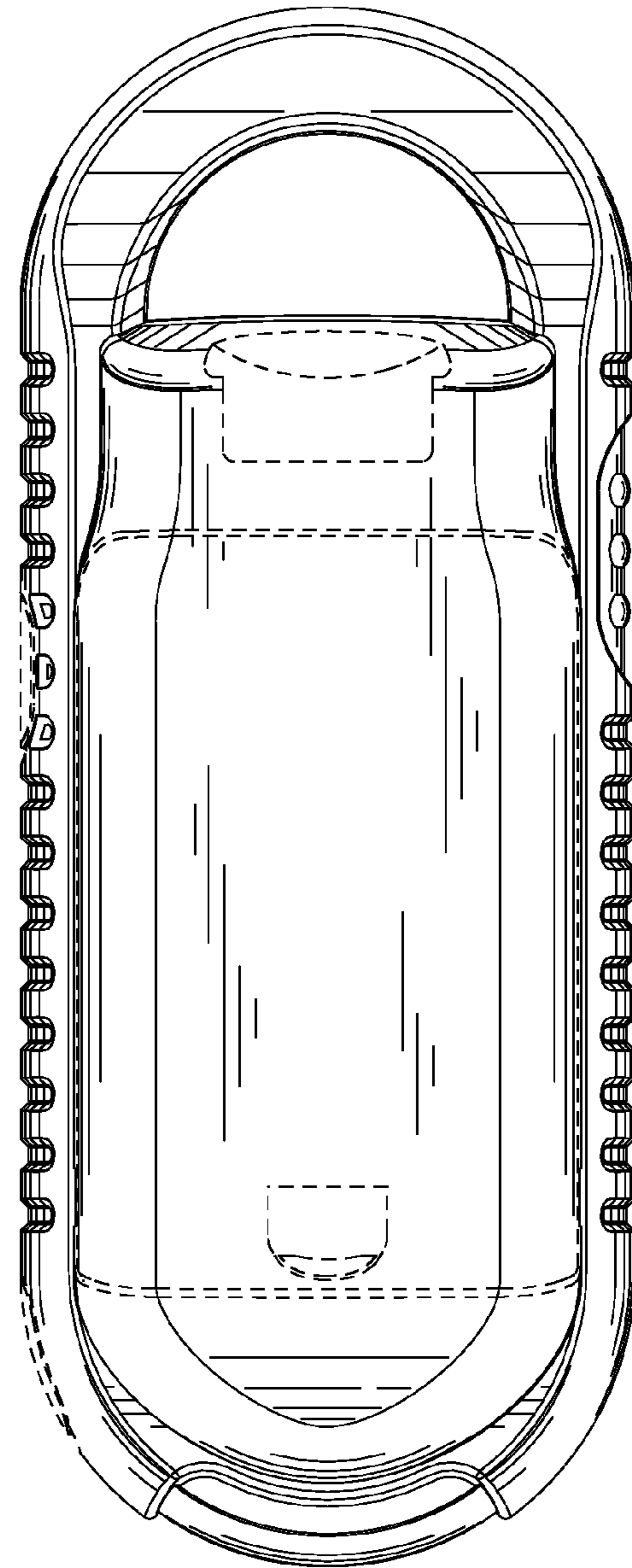


FIG. 3

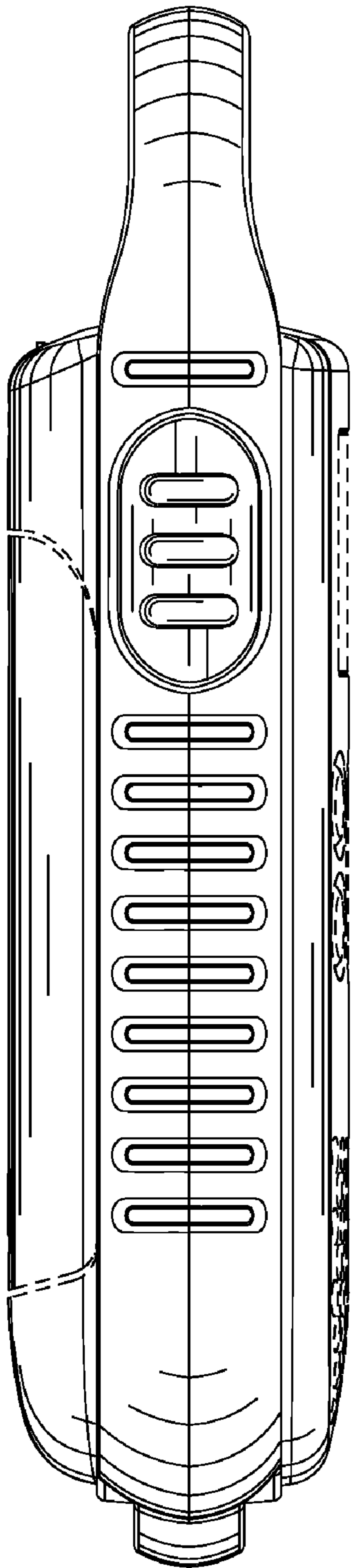


FIG. 4

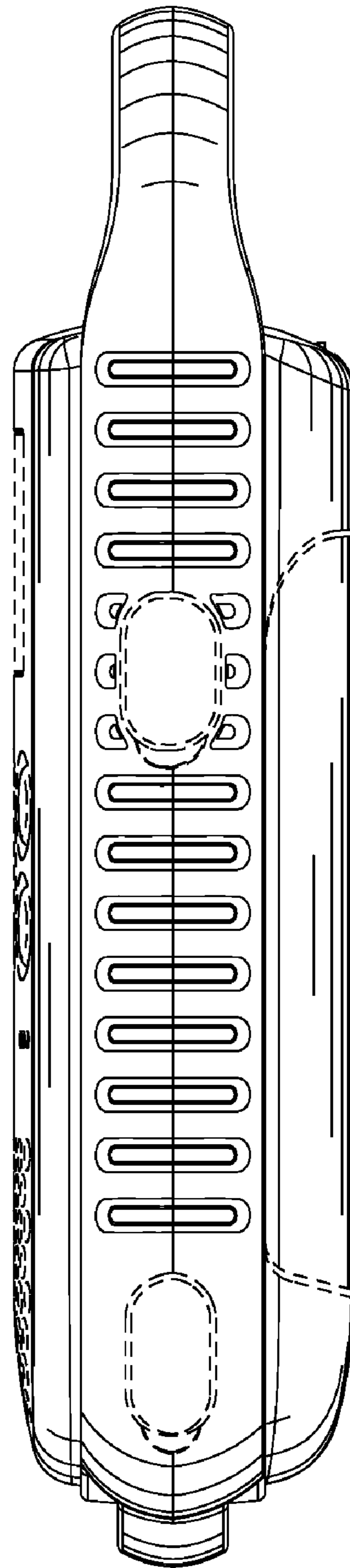


FIG. 5

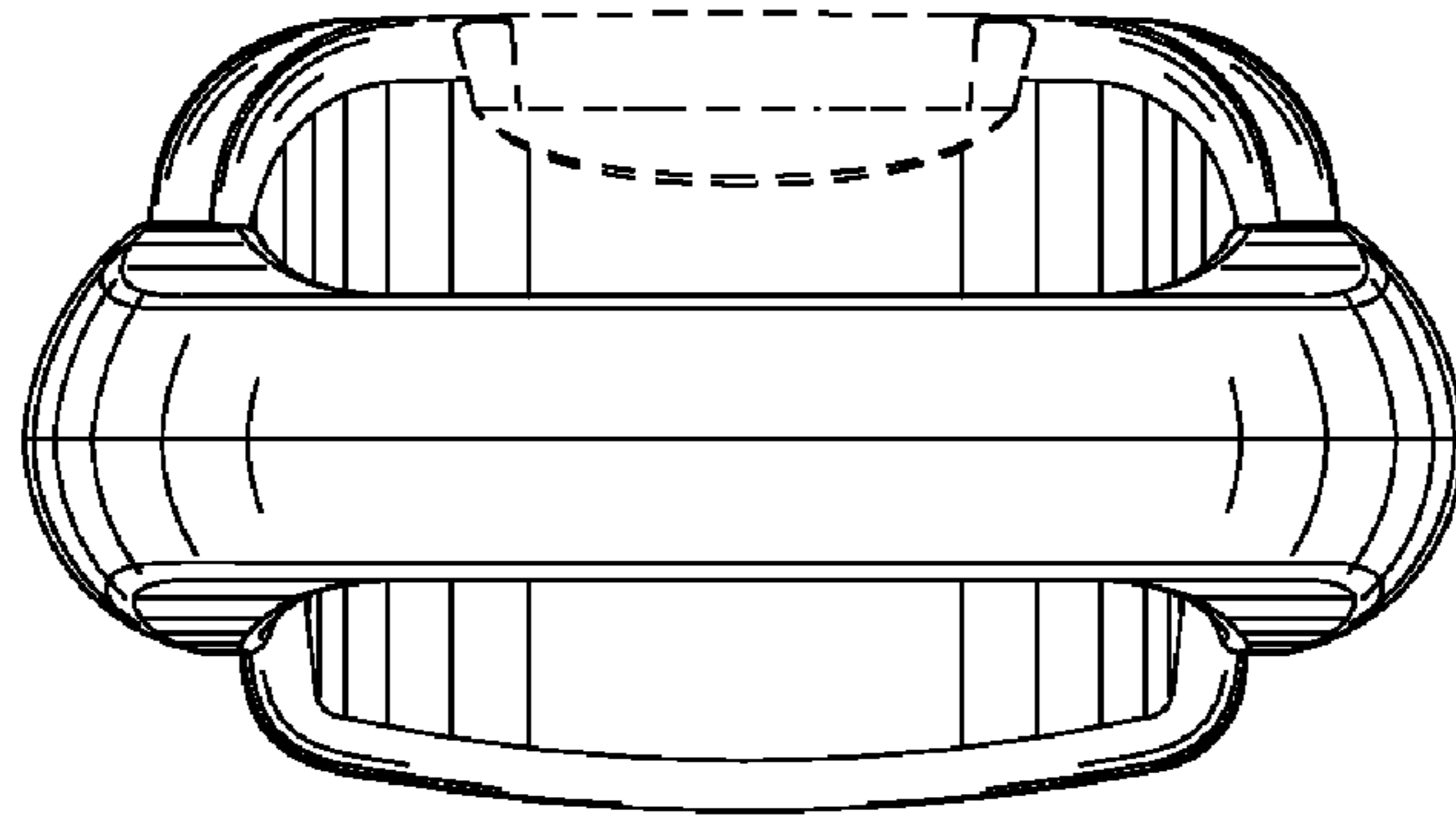


FIG. 6

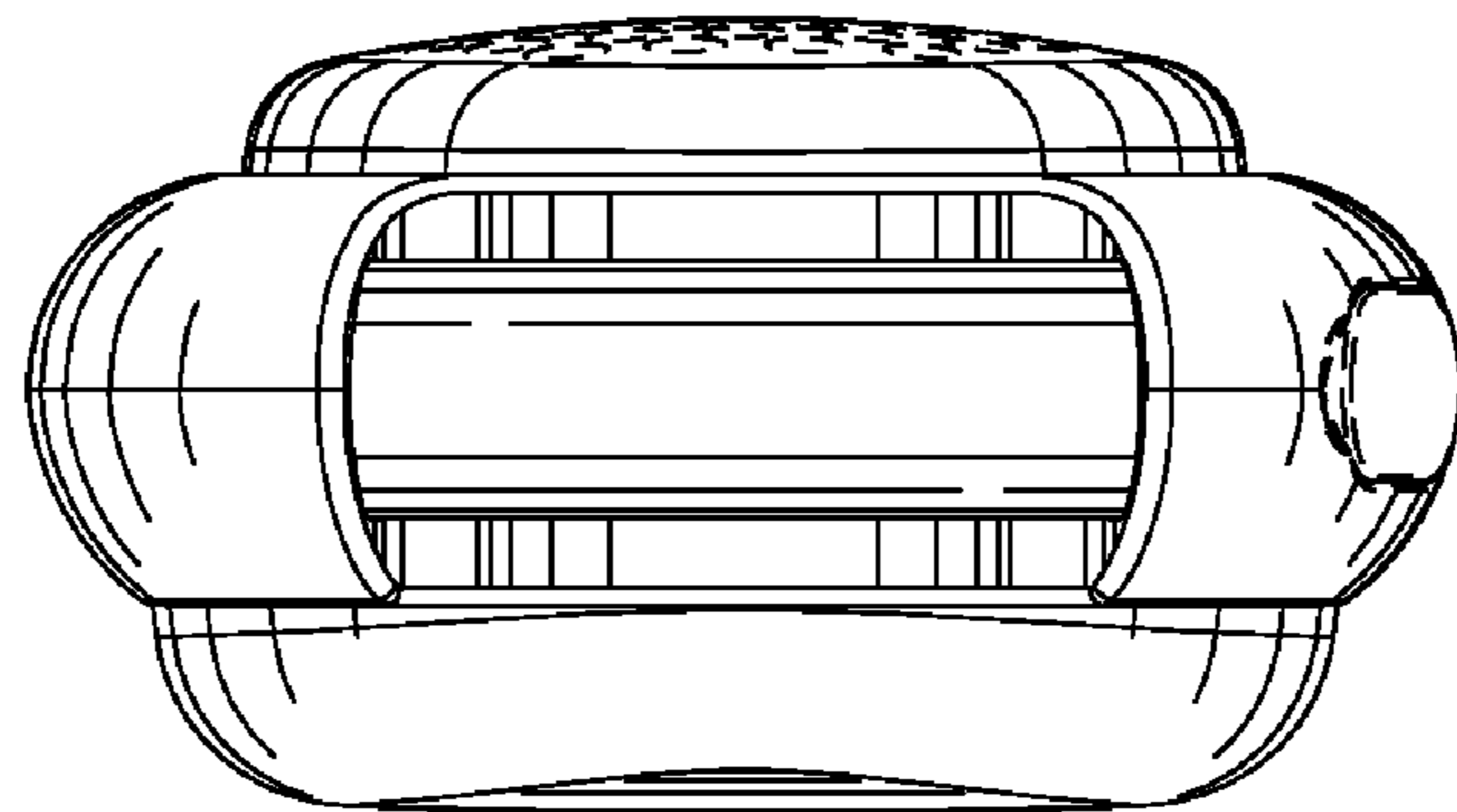


FIG. 7