

US00D564967S

(12) **United States Design Patent**
Kudo

(10) **Patent No.:** **US D564,967 S**
(45) **Date of Patent:** **** Mar. 25, 2008**

(54) **ELECTRICAL CONNECTOR**

(75) Inventor: **Tsutomu Kudo**, Ibaragi (JP)

(73) Assignee: **Tyco Electronics AMP KK**,
Kanagawa-Ken (JP)

(**) Term: **14 Years**

(21) Appl. No.: **29/244,837**

(22) Filed: **Dec. 14, 2005**

(30) **Foreign Application Priority Data**

Jun. 17, 2005 (JP) 2005-017686
Jun. 17, 2005 (JP) 2005-017687

(51) **LOC (8) Cl.** **13-03**

(52) **U.S. Cl.** **D13/147**

(58) **Field of Classification Search** D13/123,
D13/133, 146-147, 154, 184, 199; 439/79,
439/108, 278, 374, 377, 540.1, 541.5, 660,
439/607-610, 682, 884, 894

See application file for complete search history.

(56) **References Cited**

U.S. PATENT DOCUMENTS

D311,517 S * 10/1990 Kameyama et al. D13/147
D316,703 S * 5/1991 Eto et al. D13/147
5,645,436 A * 7/1997 Shimizu et al. 439/108
D410,629 S * 6/1999 Bandura et al. D13/147
D426,194 S * 6/2000 Ko et al. D13/147
D459,704 S * 7/2002 Chen D13/147
D463,370 S * 9/2002 Chen D13/147

D463,776 S * 10/2002 Chen D13/147
6,572,411 B1 * 6/2003 Aeschbacher
et al. 439/620.21

(Continued)

FOREIGN PATENT DOCUMENTS

JP 1259612 11/2005
JP 1259613 11/2005
JP 1259614 11/2005

Primary Examiner—Daniel Bui

(74) *Attorney, Agent, or Firm*—Barley Snyder LLC

(57) **CLAIM**

The ornamental design for an electrical connector, as shown and described.

DESCRIPTION

FIG. 1 is a front elevation view of an electrical connector, showing my new design;

FIG. 2 is a top plan view thereof;

FIG. 3 is a bottom plan view thereof;

FIG. 4 is a right side elevation view thereof;

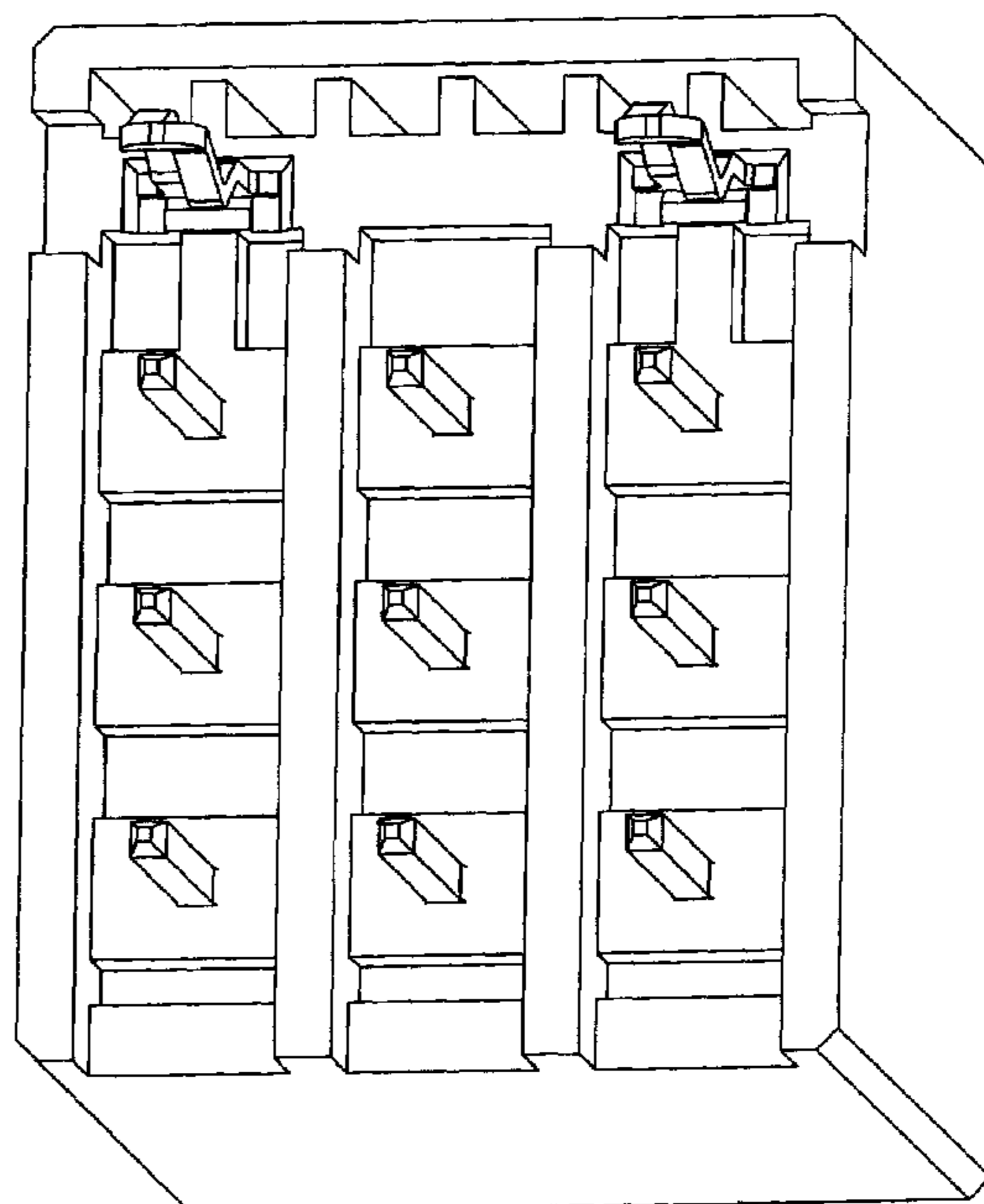
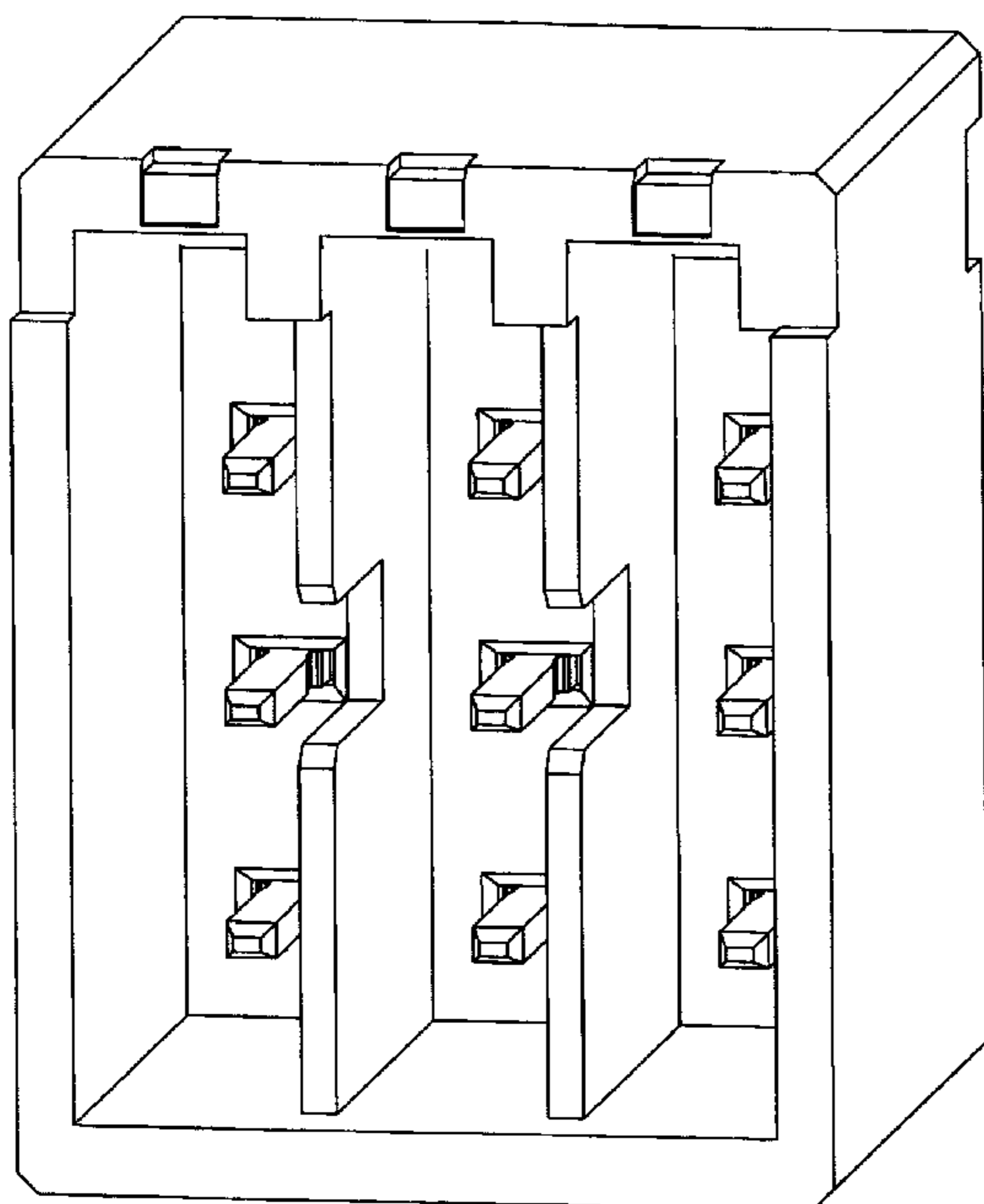
FIG. 5 is a left side elevation view thereof;

FIG. 6 is a rear elevation view thereof;

FIG. 7 is a top, front and right side perspective view thereof; and,

FIG. 8 is a bottom, rear and left side perspective view thereof.

1 Claim, 8 Drawing Sheets



US D564,967 S

Page 2

U.S. PATENT DOCUMENTS

6,666,727	B2 *	12/2003	Konno et al.	439/682	D519,460	S *	4/2006	Riku	D13/147
D502,922	S *	3/2005	Cheng et al.	D13/147	D519,462	S *	4/2006	Kudo	D13/147
6,863,549	B2 *	3/2005	Brunker et al.	439/108	D520,454	S *	5/2006	Riku	D13/147
D511,496	S *	11/2005	Riku	D13/147	D520,956	S *	5/2006	Riku	D13/147
D512,022	S *	11/2005	Riku	D13/147	D523,399	S *	6/2006	Sakamaki et al.	D13/147
D514,521	S *	2/2006	Riku	D13/147	D524,751	S *	7/2006	Lee et al.	D13/147
D517,014	S *	3/2006	Riku	D13/147	D524,755	S *	7/2006	Kudo	D13/147
D517,015	S *	3/2006	Riku	D13/147	D525,941	S *	8/2006	Kudo	D13/147
D517,486	S *	3/2006	Riku	D13/147	D529,444	S *	10/2006	Kudo	D13/147
D517,487	S *	3/2006	Riku	D13/147	D537,788	S *	3/2007	Kudo	D13/147
D517,488	S *	3/2006	Riku	D13/147	D538,230	S *	3/2007	Kudo	D13/147
D517,991	S *	3/2006	Riku	D13/147	D538,231	S *	3/2007	Kudo	D13/147
D517,992	S *	3/2006	Riku	D13/147	D542,736	S *	5/2007	Riku	D13/147
D518,438	S *	4/2006	Riku	D13/147	D550,628	S *	9/2007	Whiteman et al.	D13/147
D518,784	S *	4/2006	Riku	D13/147	D552,556	S *	10/2007	Sakamoto	D13/147
D518,785	S *	4/2006	Riku	D13/147	D552,557	S *	10/2007	Sakamoto	D13/147
D518,786	S *	4/2006	Riku	D13/147	2007/0197063	A1 *	8/2007	Ngo et al.	439/108

* cited by examiner

FIG. 1

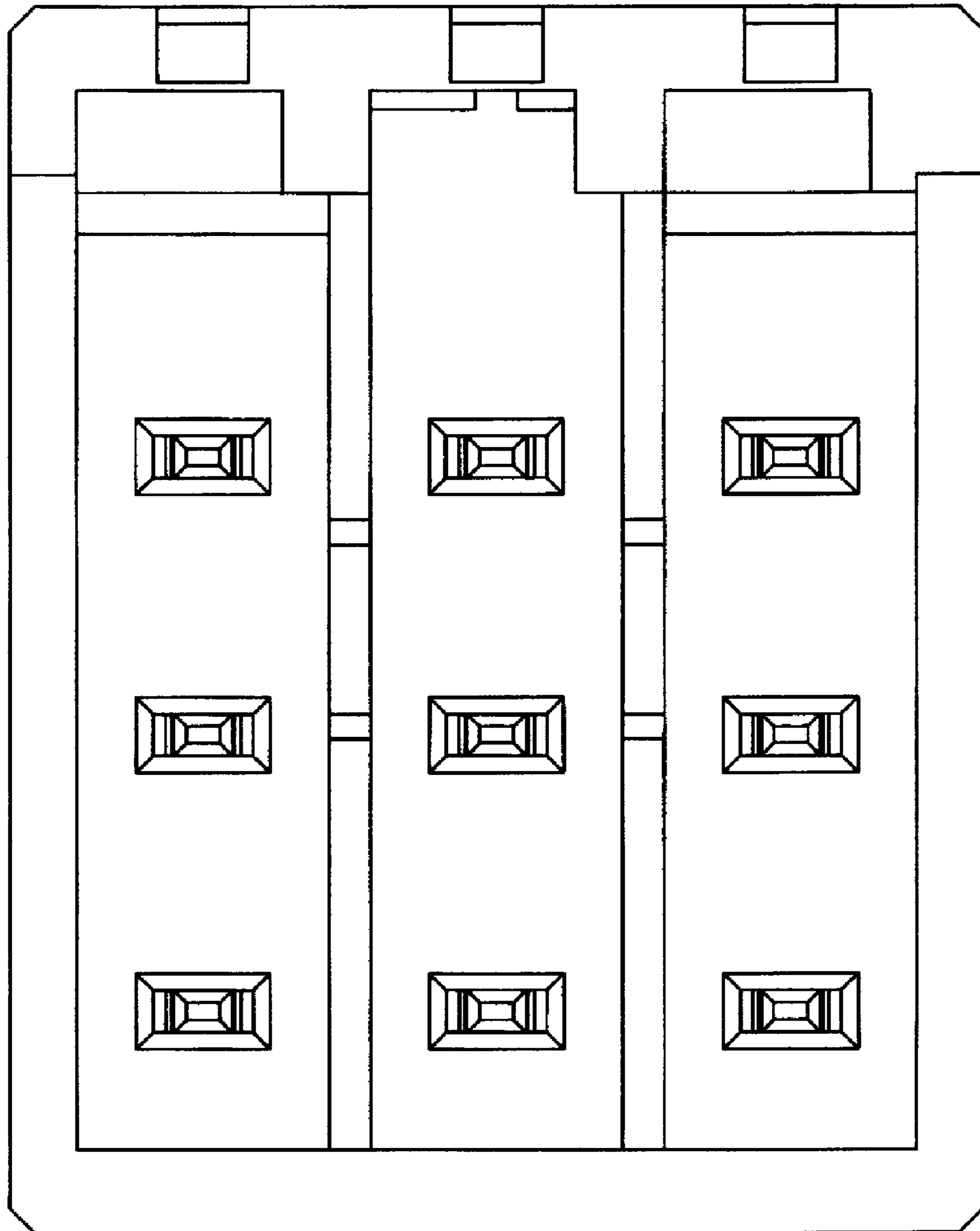


FIG.2

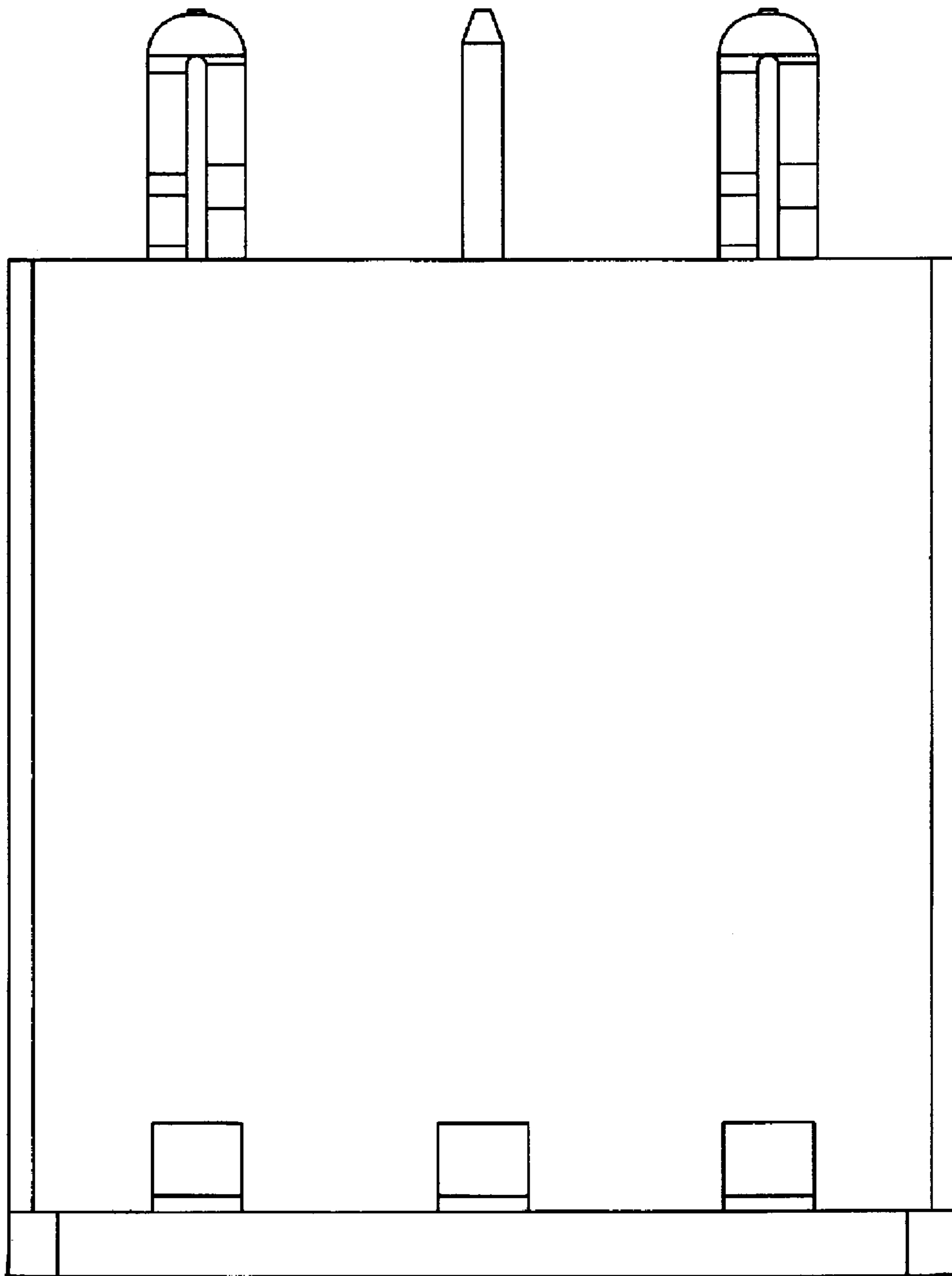


FIG.3

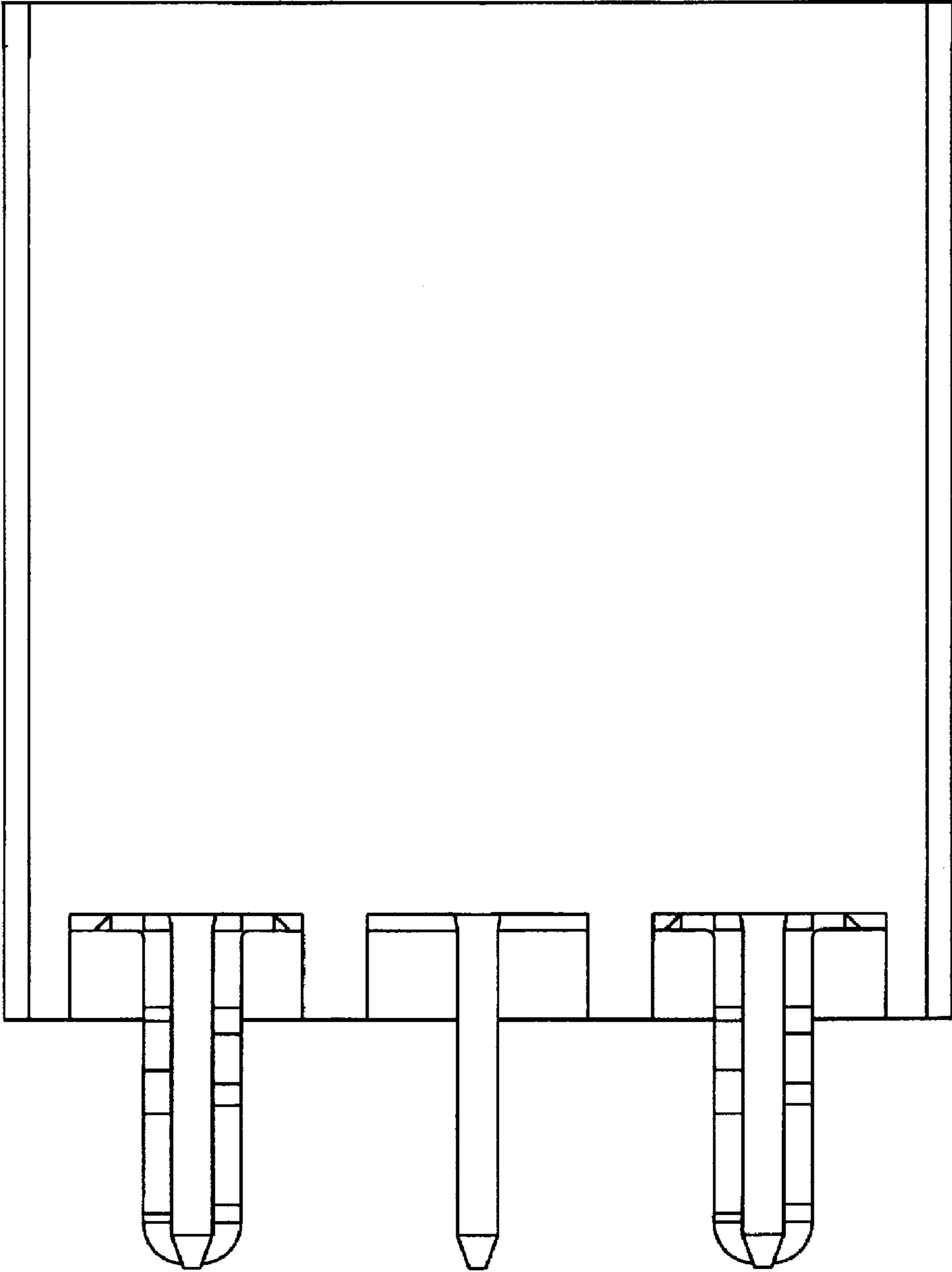


FIG.4

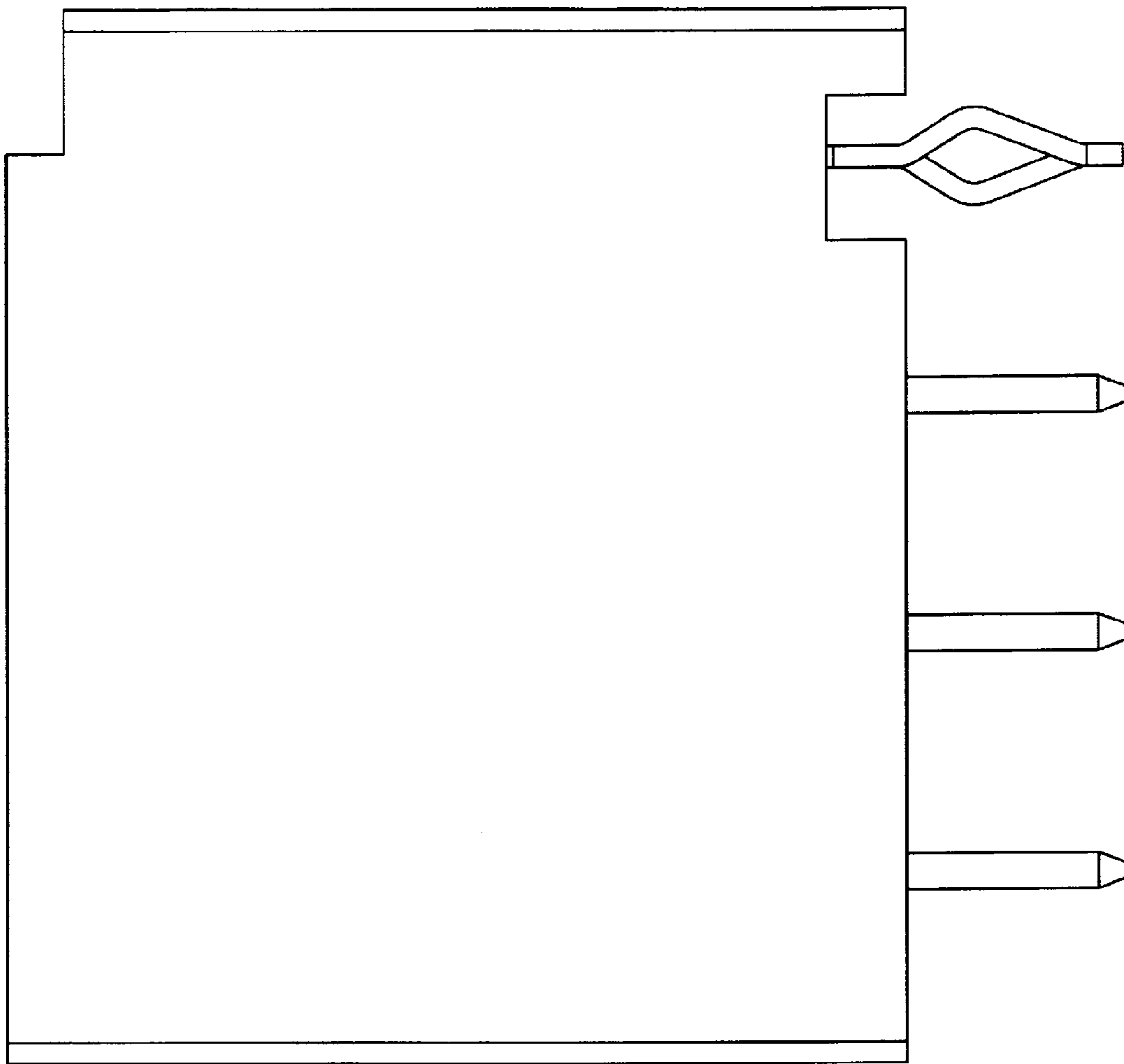


FIG.5

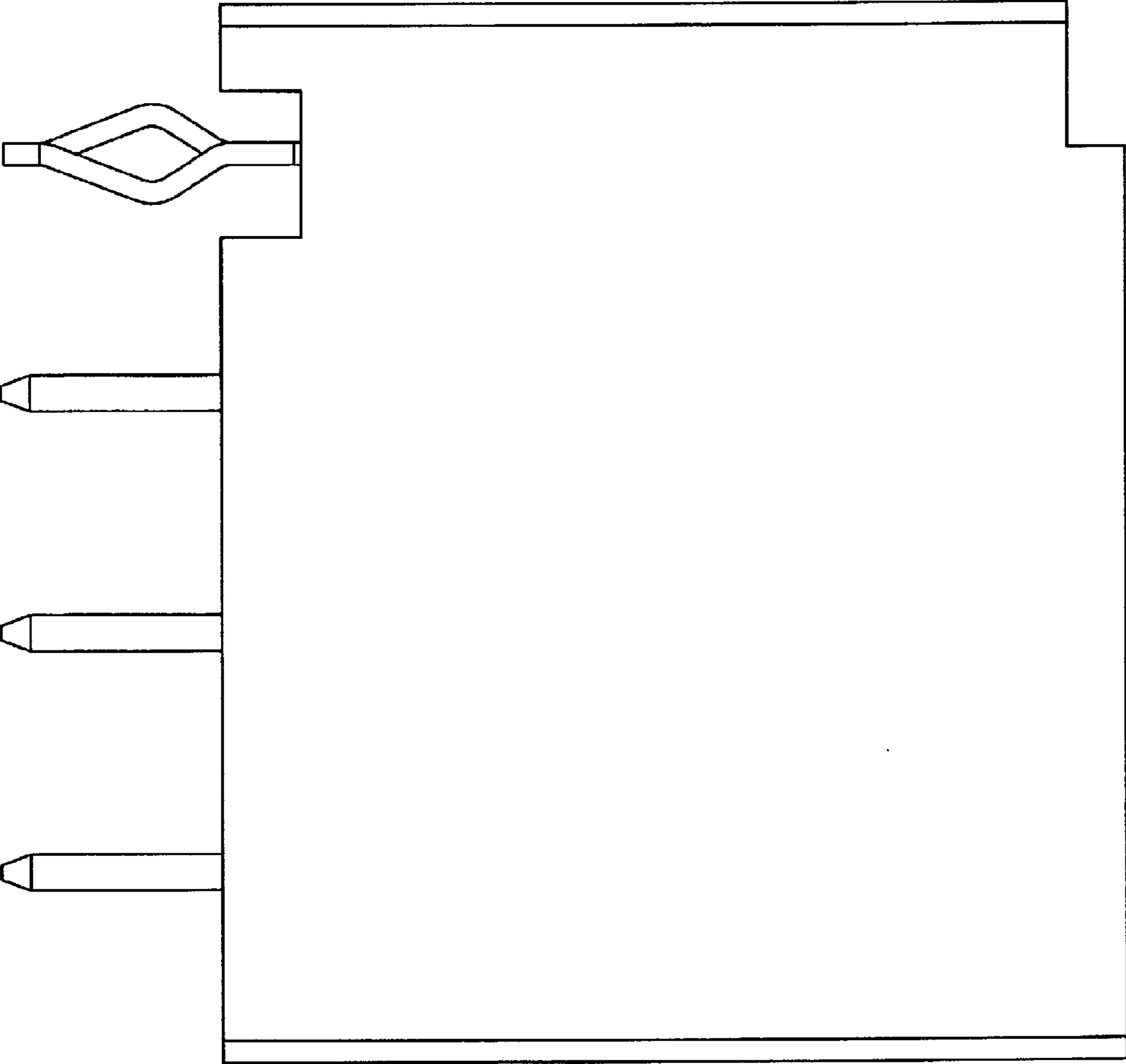


FIG. 6

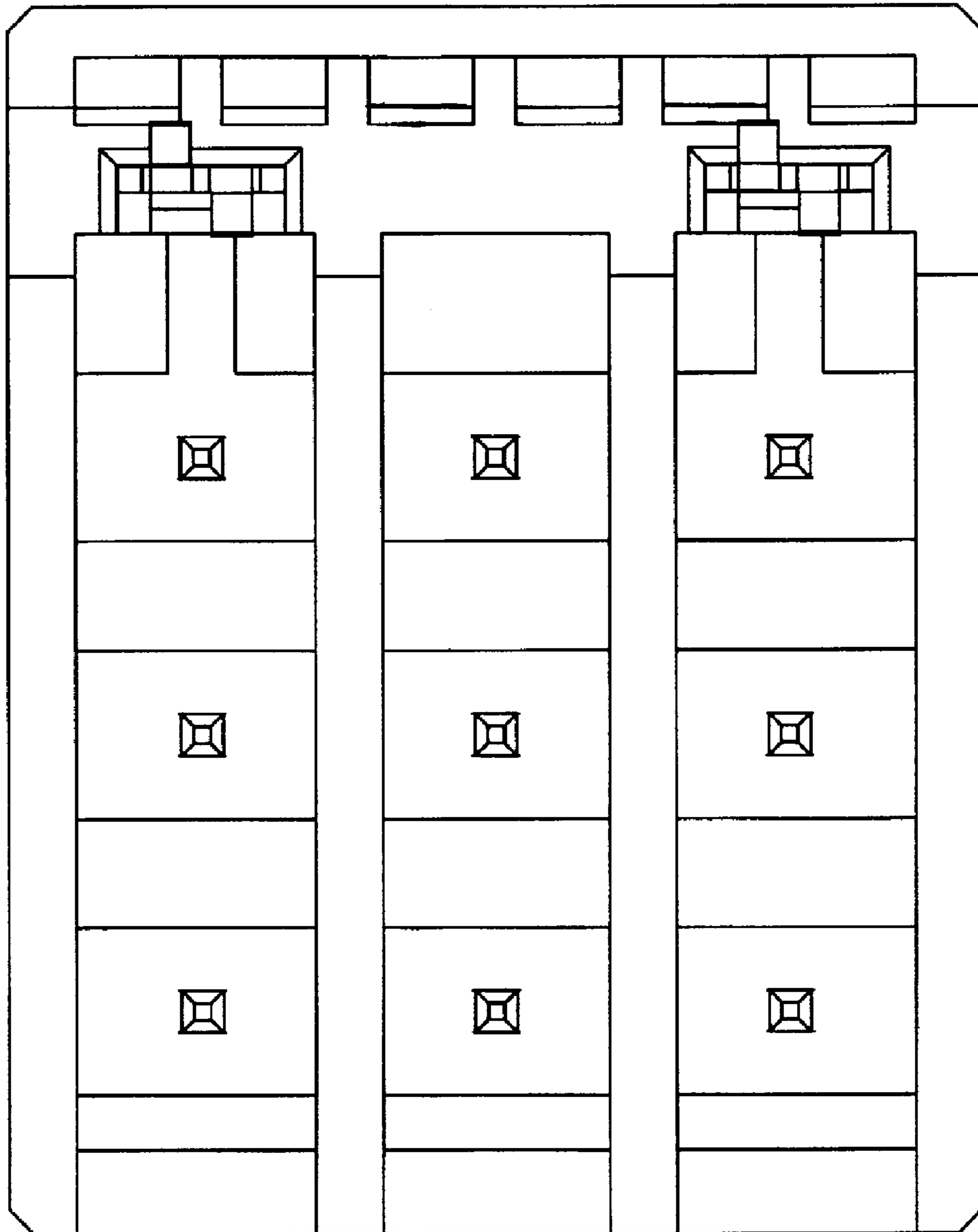


FIG.7

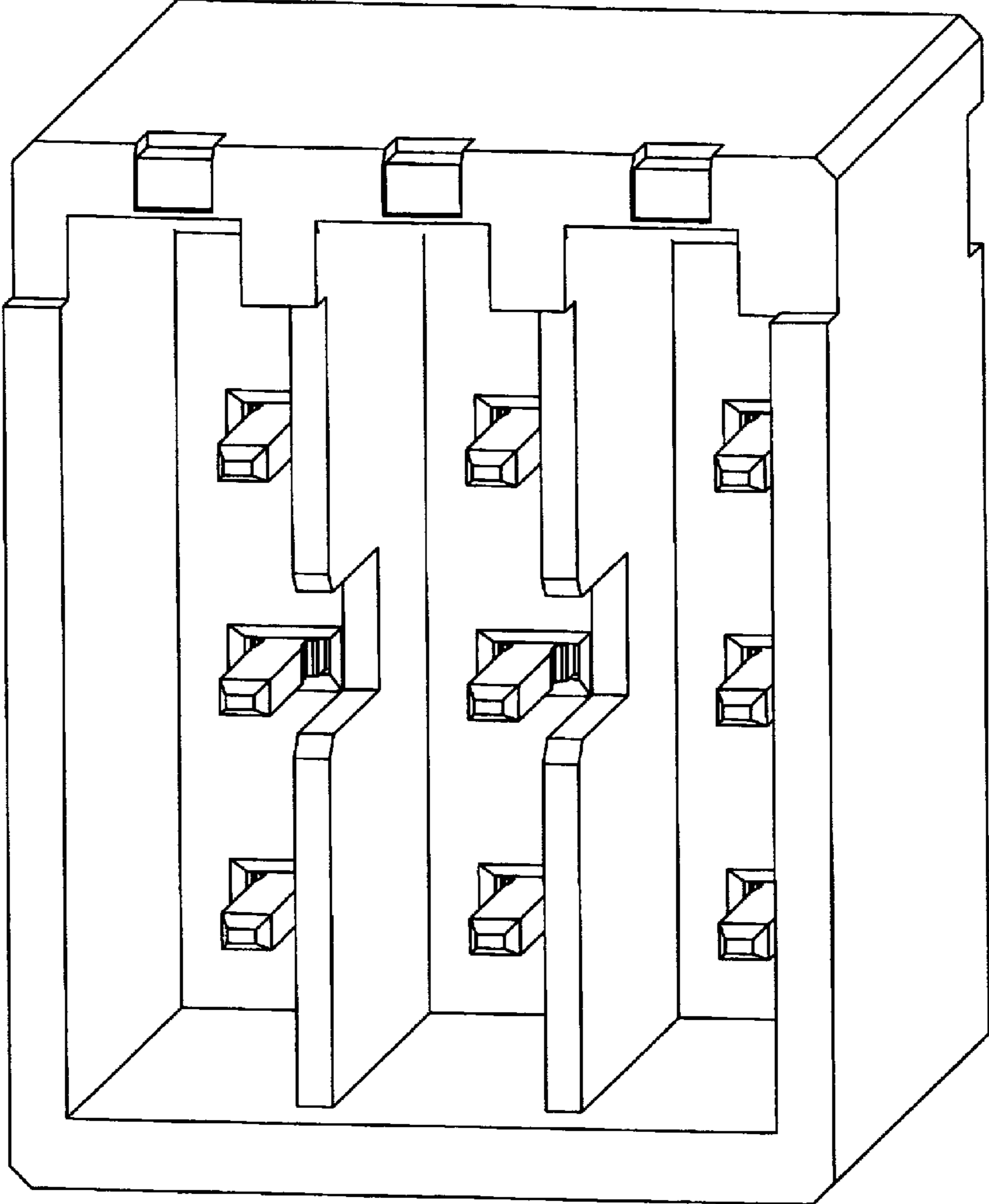


FIG.8

