



US00D564955S

(12) **United States Design Patent**
Claes

(10) **Patent No.:** **US D564,955 S**
(45) **Date of Patent:** **** Mar. 25, 2008**

(54) **PORTION OF A WINDSHIELD WIPER**

(75) Inventor: **Dave Claes**, Tildonk (BE)

(73) Assignee: **Robert Bosch GmbH** (DE)

(**) Term: **14 Years**

(21) Appl. No.: **29/284,898**

(22) Filed: **Sep. 18, 2007**

Related U.S. Application Data

(62) Division of application No. 29/224,293, filed on Feb. 23, 2005.

(30) **Foreign Application Priority Data**

Aug. 23, 2004 (DE) 40404802

(51) **LOC (8) Cl.** **12-06**

(52) **U.S. Cl.** **D12/220**

(58) **Field of Classification Search** D12/219-220;
15/250.451-250.454, 250.48, 250.361, 250.05-250.07,
15/250.31-250.33, 250.351, 250.4-250.42,
15/250.38

See application file for complete search history.

(56) **References Cited**

U.S. PATENT DOCUMENTS

D357,891 S * 5/1995 Lee D12/220
D389,449 S * 1/1998 Hussaini D12/220
5,807,016 A * 9/1998 Herring et al. 15/250.31
D404,354 S * 1/1999 Witek et al. D12/220
D410,889 S * 6/1999 Lee D12/220

D411,503 S * 6/1999 Lee D12/220
D418,474 S * 1/2000 Witek et al. D12/220
D480,679 S * 10/2003 Lee D12/220
D540,243 S * 4/2007 Herring et al. D12/220
D545,752 S * 7/2007 Boland et al. D12/220
D553,552 S * 10/2007 Heng D12/220

* cited by examiner

Primary Examiner—Stacia Cadmus

(74) *Attorney, Agent, or Firm*—Michael Best & Friedrich LLP

(57) **CLAIM**

I claim the ornamental design for a portion of a windshield wiper, as shown and described.

DESCRIPTION

FIG. 1 is a perspective view of a portion of a windshield wiper embodying my invention.

FIG. 2 is a top plan view thereof.

FIG. 3 is a bottom plan view thereof.

FIG. 4 is an enlarged left end view thereof as seen in FIG. 2.

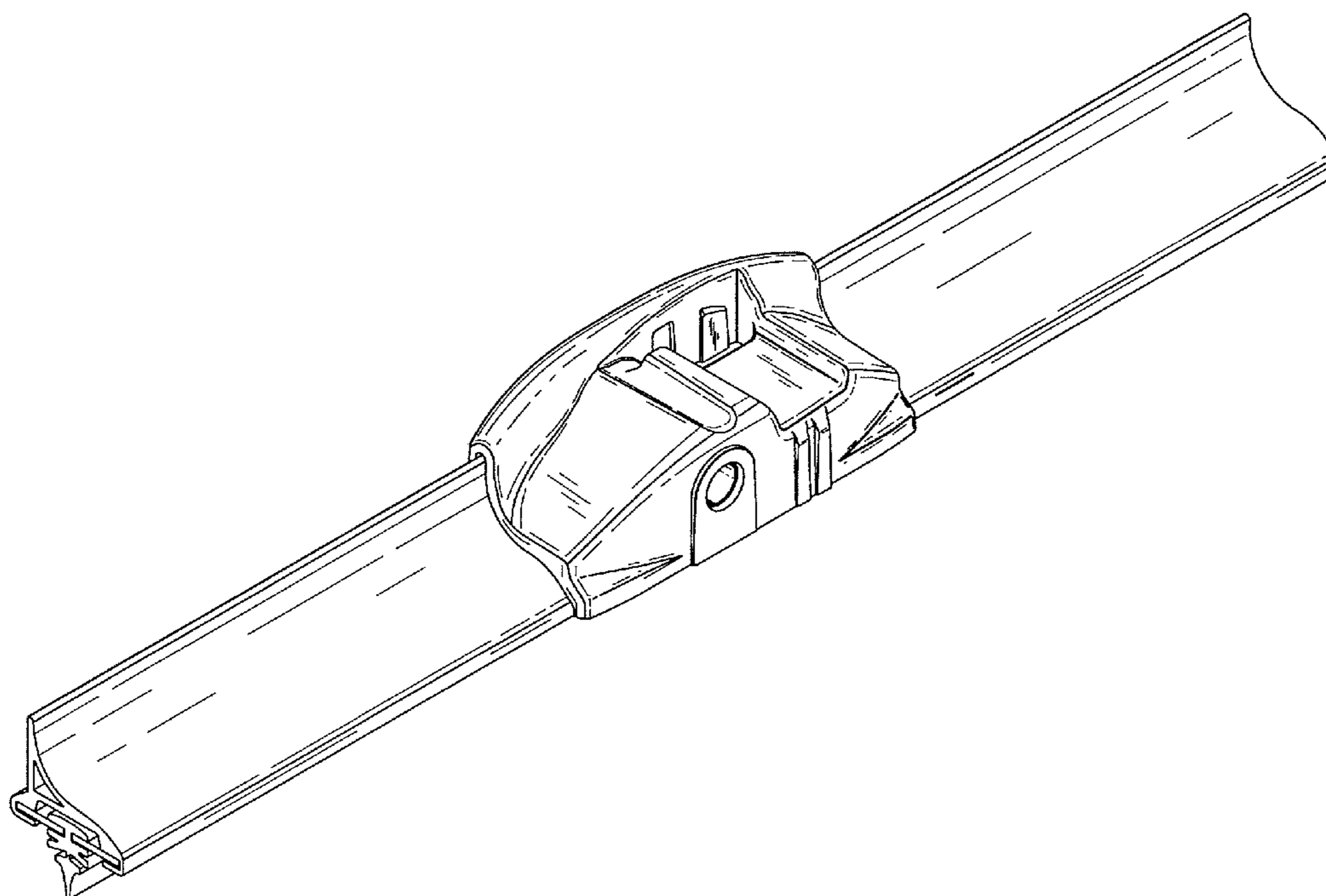
FIG. 5 is an enlarged right end view thereof as seen in FIG. 2.

FIG. 6 is a front elevational view thereof; and,

FIG. 7 is a rear elevational view thereof.

The present application is directed to the shape and contour of the design illustrated in the drawings.

1 Claim, 4 Drawing Sheets



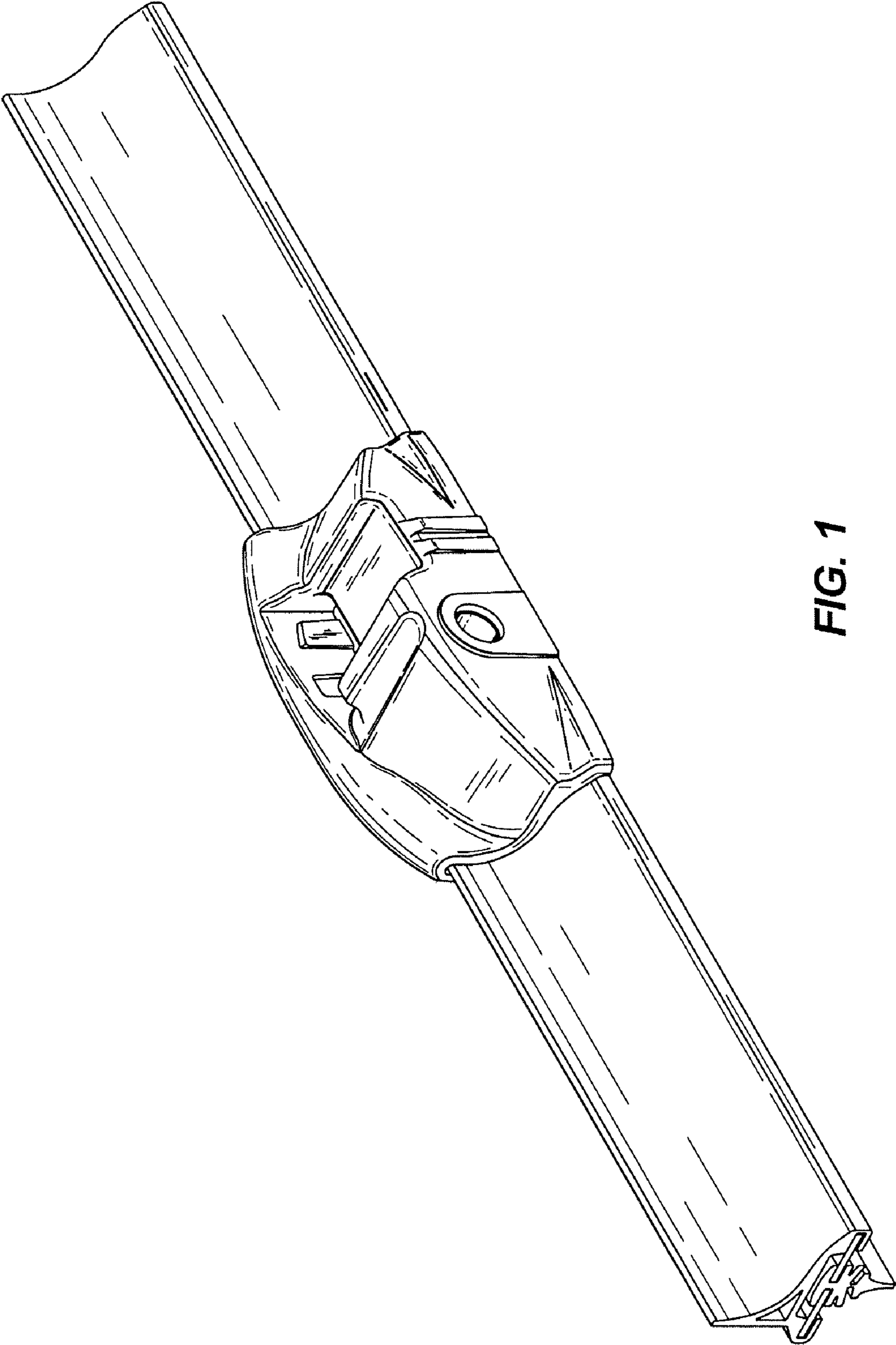


FIG. 1

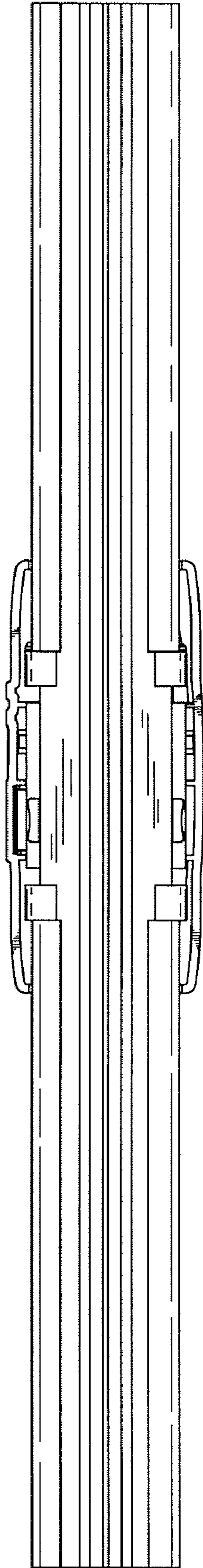


FIG. 2

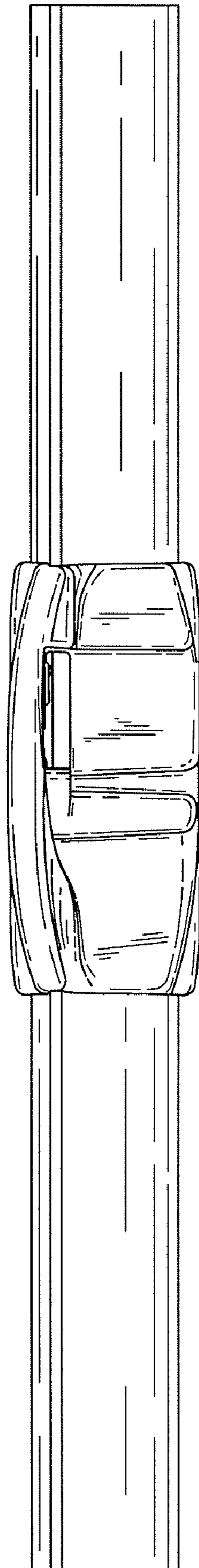


FIG. 3

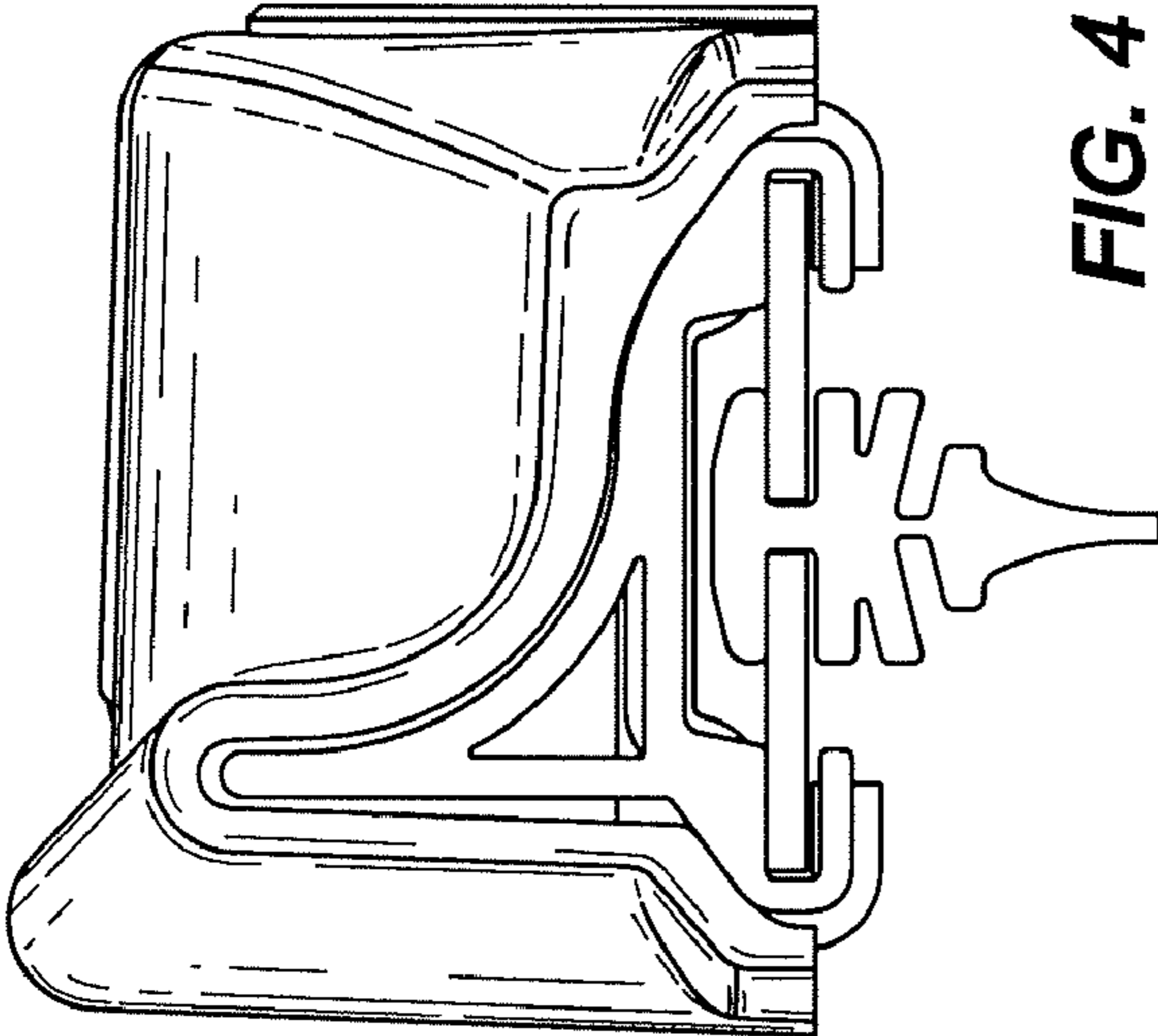


FIG. 4

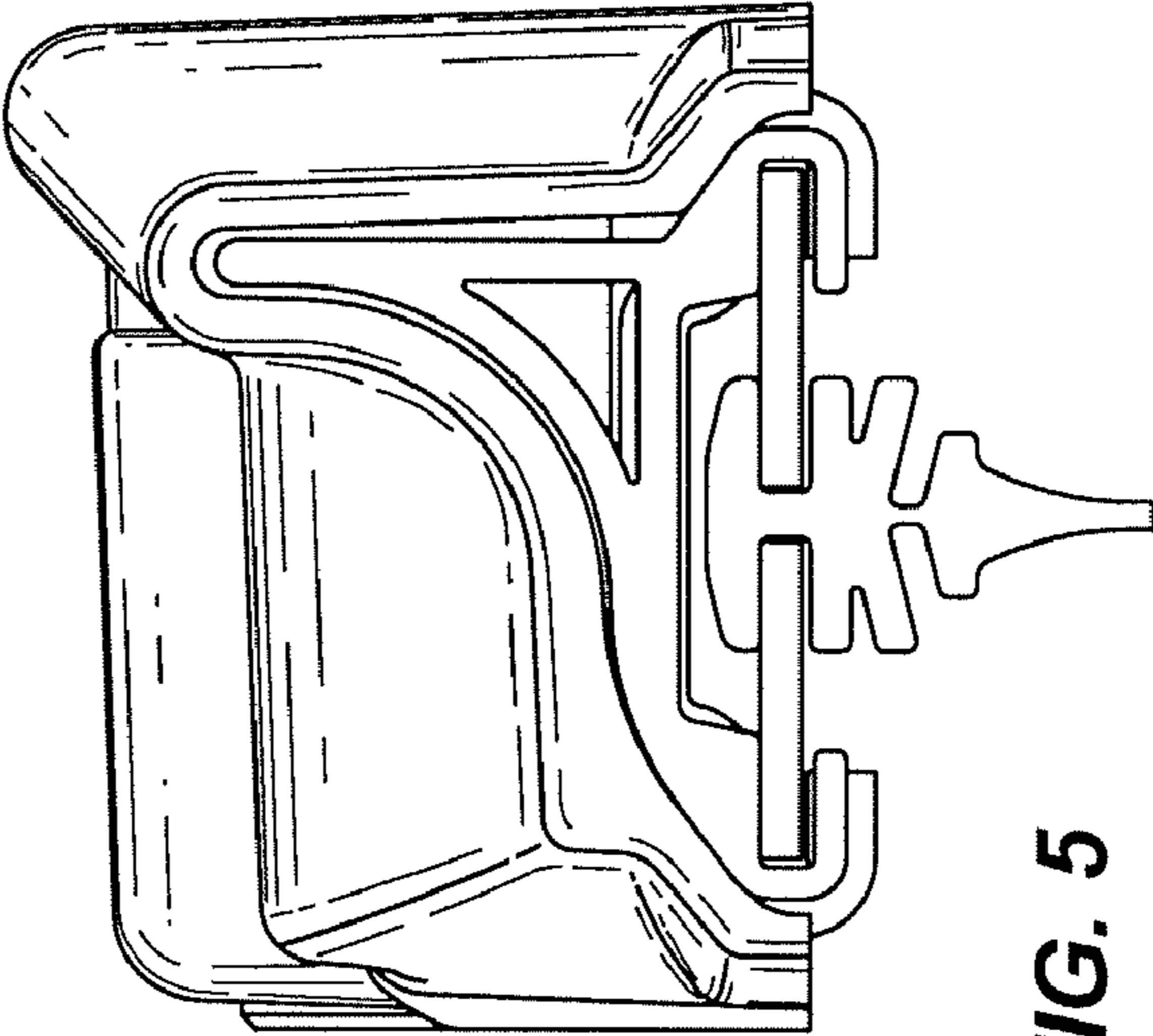


FIG. 5

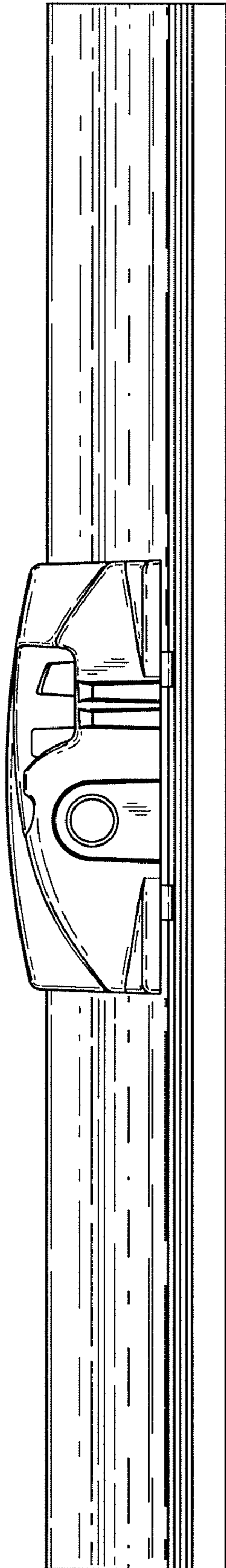


FIG. 6

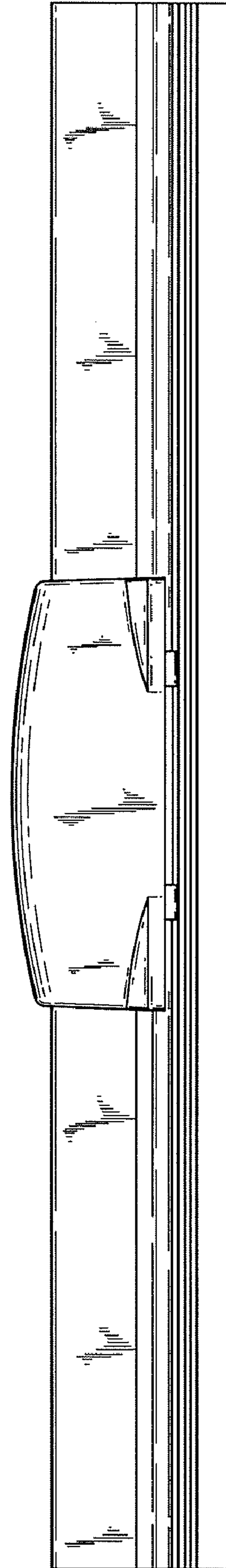


FIG. 7