



US00D564953S

(12) **United States Design Patent**
Tanaka

(10) **Patent No.:** **US D564,953 S**
(45) **Date of Patent:** **** Mar. 25, 2008**

(54) **STEERING WHEEL FOR AN AUTOMOBILE**

(75) Inventor: **Noriyuki Tanaka**, Ichinomiya (JP)
(73) Assignee: **Toyota Jidosha Kabushiki Kaisha** (JP)
(**) Term: **14 Years**
(21) Appl. No.: **29/285,552**
(22) Filed: **Mar. 30, 2007**

(51) **LOC (8) Cl.** **12-16**
(52) **U.S. Cl.** **D12/176**
(58) **Field of Classification Search** D12/175-177;
74/552, 558, 558.5

See application file for complete search history.

(56) **References Cited**

U.S. PATENT DOCUMENTS

D424,488 S *	5/2000	Thorpe	D12/176
D440,914 S *	4/2001	Pfeiffer	D12/176
D460,031 S *	7/2002	Montijo	D12/176
D466,059 S *	11/2002	Pfeiffer et al.	D12/176
D467,529 S *	12/2002	Ramos et al.	D12/176
D472,858 S *	4/2003	Pfeiffer et al.	D12/176
D475,665 S *	6/2003	Pfeiffer et al.	D12/176
D483,305 S *	12/2003	Okumura	D12/176
D499,054 S *	11/2004	Pfeiffer	D12/176
D503,665 S *	4/2005	Pfeiffer et al.	D12/176
D521,913 S *	5/2006	Nakamura et al.	D12/176
D522,940 S *	6/2006	Pfeiffer	D12/176
D525,573 S *	7/2006	Young	D12/176

OTHER PUBLICATIONS

Mercedes Benz, C180, Photograph of Mercedes Benz C180, <http://www.mercedes-benz.co.jp>, available at least as early as Feb. 15, 2007.

Nissan, Fuga, Photograph of Nissan Fuga, <http://www.carview.co.jp>, available at least as early as Feb. 15, 2007.

“Car and Driver”, Brochure of the No. 29, Dec. 26, 2004; JPO Design Division’s Official Notice Reference No. HA16029532.

* cited by examiner

Primary Examiner—Melody N. Brown

(74) Attorney, Agent, or Firm—SAIDMAN DesignLaw Group

(57) **CLAIM**

The ornamental design for a steering wheel for an automobile, as shown and described.

DESCRIPTION

FIG. 1 is a front perspective view of a steering wheel for an automobile showing my new design;

FIG. 2 is a front view thereof;

FIG. 3 is a rear view thereof;

FIG. 4 is a left-side view thereof;

FIG. 5 is a right-side view thereof;

FIG. 6 is a top view thereof; and,

FIG. 7 is a bottom view thereof.

1 Claim, 2 Drawing Sheets





FIG. 1




FIG. 2




FIG. 3




FIG. 4




FIG. 5




FIG. 6




FIG. 7