



US00D564952S

(12) **United States Design Patent**
Shinshima et al.

(10) **Patent No.:** **US D564,952 S**
(45) **Date of Patent:** **** Mar. 25, 2008**

(54) **STEERING WHEEL FOR AN AUTOMOBILE**

D525,573 S * 7/2006 Young D12/176

(75) Inventors: **Sachiko Shinshima**, Toyota (JP);
Yoshihiro Yasukawa, Toyota (JP);
Teruo Araki, Aichi-ken (JP); **Kyoichi Kawahata**, Nagoya (JP)

FOREIGN PATENT DOCUMENTS

KR 30-0430176 11/2006

OTHER PUBLICATIONS

(73) Assignee: **Toyota Jidosha Kabushiki Kaisha** (JP)

Toyota, Estima, Brochure for Toyota Estima, 2006, Toyota Jidosha Kabushiki Kaisha.

(**) Term: **14 Years**

Toyota, Mark X, Brochure for Toyota Mark X, 2006, Toyota Jidosha Kabushiki Kaisha.

(21) Appl. No.: **29/285,540**

* cited by examiner

(22) Filed: **Mar. 30, 2007**

Primary Examiner—Melody N. Brown

(51) **LOC (8) Cl.** **12-16**

(74) *Attorney, Agent, or Firm*—SAIDMAN DesignLaw Group

(52) **U.S. Cl.** **D12/176**

(58) **Field of Classification Search** D12/175–177;
74/552, 558, 558.5

See application file for complete search history.

(57) **CLAIM**

The ornamental design for a steering wheel for an automobile, as shown and described.

(56) **References Cited**

DESCRIPTION

U.S. PATENT DOCUMENTS

D424,488 S *	5/2000	Thorpe	D12/176
D440,914 S *	4/2001	Pfeiffer	D12/176
D460,031 S *	7/2002	Montijo	D12/176
D466,059 S *	11/2002	Pfeiffer et al.	D12/176
D467,529 S *	12/2002	Ramos et al.	D12/176
D472,858 S *	4/2003	Pfeiffer et al.	D12/176
D475,665 S *	6/2003	Pfeiffer et al.	D12/176
D483,305 S *	12/2003	Okumura	D12/176
D499,054 S *	11/2004	Pfeiffer	D12/176
D503,665 S *	4/2005	Pfeiffer et al.	D12/176
D521,913 S *	5/2006	Nakamura et al.	D12/176
D522,940 S *	6/2006	Pfeiffer	D12/176

FIG. 1 is a front perspective view of a steering wheel for an automobile showing our new design;

FIG. 2 is a front view thereof;

FIG. 3 is a rear view thereof;

FIG. 4 is a left-side view thereof;

FIG. 5 is a right-side view thereof;

FIG. 6 is a top view thereof; and,

FIG. 7 is a bottom view thereof.

1 Claim, 2 Drawing Sheets






FIG. 1



FIG. 2




FIG. 3




FIG. 4




FIG. 5




FIG. 6




FIG. 7