



US00D564929S

(12) **United States Design Patent**
Rabassa

(10) **Patent No.:** **US D564,929 S**

(45) **Date of Patent:** **** Mar. 25, 2008**

(54) **WATCH**

(75) **Inventor:** **Serge Rabassa, Geneva (CH)**

(73) **Assignee:** **Cartier Creation Studio SA, Geneva (CH)**

(**) **Term:** **14 Years**

(21) **Appl. No.:** **29/264,057**

(22) **Filed:** **Aug. 2, 2006**

(30) **Foreign Application Priority Data**

Feb. 3, 2006 (EM) 000474093-0001

(51) **LOC (8) Cl.** **10-07**

(52) **U.S. Cl.** **D10/126**

(58) **Field of Classification Search** D10/30-39,
D10/123-132; D11/3-25; 224/164-168;
368/10, 21, 28-30, 223, 228, 232, 234, 239-242,
368/276-277, 281-283, 285-288, 294-295,
368/308, 319-321; 63/3, 3.1

See application file for complete search history.

(56) **References Cited**

U.S. PATENT DOCUMENTS

D268,737 S * 4/1983 Perrin D10/39
D371,079 S * 6/1996 Mijatovic D10/39

D422,514 S * 4/2000 Diltoer et al. D10/39
D423,953 S * 5/2000 Kauffmann D10/39
D458,853 S * 6/2002 Finazzi D10/39
D547,211 S * 7/2007 Dias D10/39

FOREIGN PATENT DOCUMENTS

GB 3018428 * 8/2004

* cited by examiner

Primary Examiner—Mimosa De

Assistant Examiner—Ricky Pham

(74) *Attorney, Agent, or Firm*—Kalow & Springut, LLP

(57) **CLAIM**

The ornamental design for a watch, as shown and described.

DESCRIPTION

FIG. 1 is a top view of a watch.

FIG. 2 is a bottom view thereof.

FIG. 3 is a rear view thereof.

FIG. 4 is a front view thereof.

FIG. 5 is a left side view thereof; and,

FIG. 6 is a right side view thereof.

The broken lines shown in the drawings are for illustrative purposes only and form no part of the claimed design.

1 Claim, 3 Drawing Sheets




Fig. 1




Fig. 2

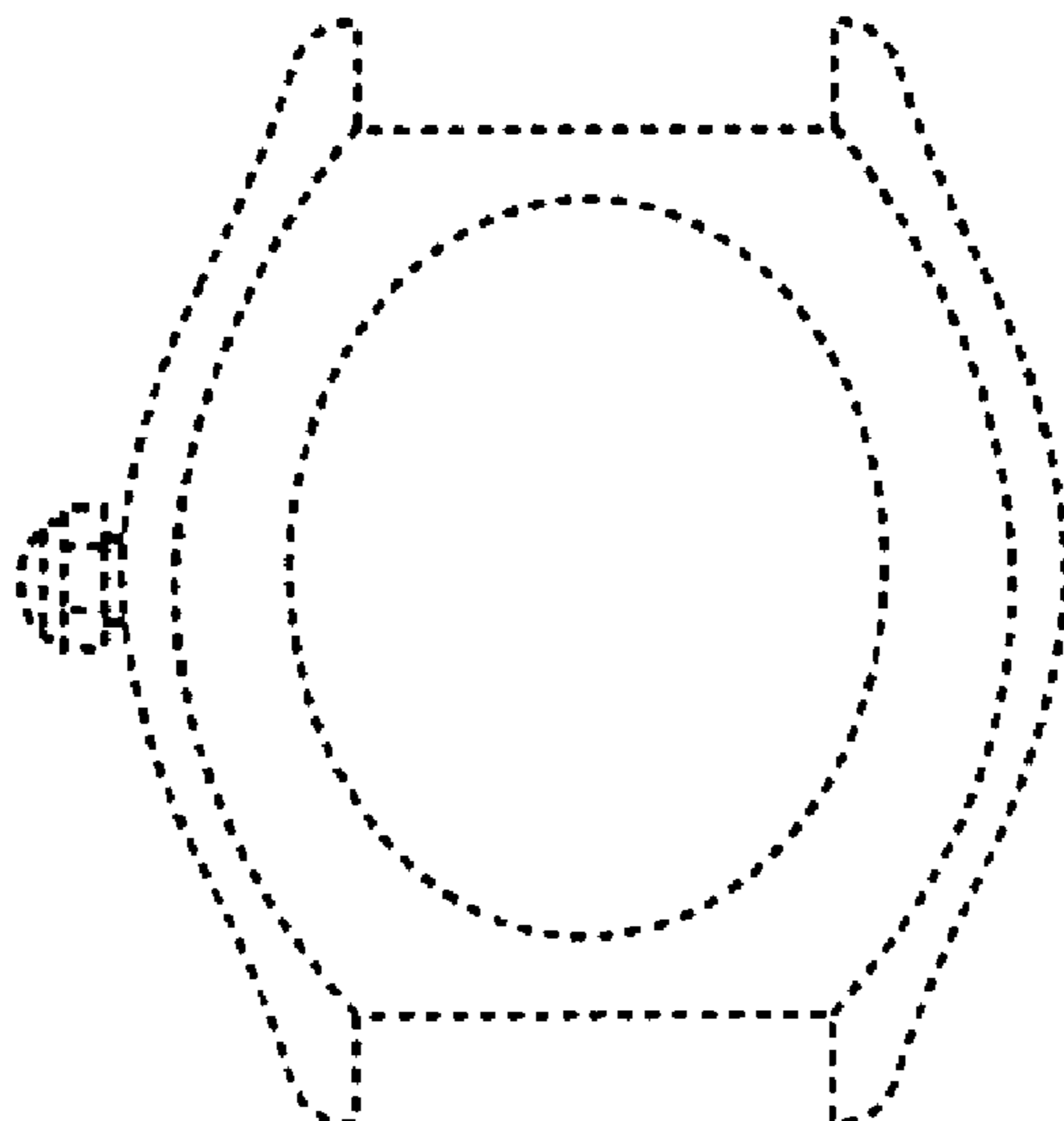


Fig. 3





Fig. 4

Fig. 5



Fig. 6

