

US00D564920S

(12) **United States Design Patent**
Schoenjohn

(10) **Patent No.:** **US D564,920 S**
(45) **Date of Patent:** **** Mar. 25, 2008**

(54) **ELECTROSTATICALLY-MOUNTED THERMOMETER**

D553,024 S * 10/2007 Reed D10/58

* cited by examiner

(76) Inventor: **Chris Schoenjohn**, 2181 N. Powerline Rd., Pompano Beach, FL (US) 33069

Primary Examiner—Antoine D. Davis
(74) *Attorney, Agent, or Firm*—QuickPatents, Inc.; Kevin Prince

(**) Term: **14 Years**

(21) Appl. No.: **29/277,647**

(57) **CLAIM**

(22) Filed: **Mar. 5, 2007**

I claim the ornamental design for a electrostatically-mounted thermometer, as shown and described.

(51) **LOC (8) Cl.** **10-04**

(52) **U.S. Cl.** **D10/58**

(58) **Field of Classification Search** D10/58;
374/190–194, 201–203, 208, 141; 446/295,
446/296

DESCRIPTION

See application file for complete search history.

FIG. 1 is a perspective view of an electrostatically-mounted thermometer, showing my new design;

FIG. 2 is a front elevational view of the invention;

FIG. 3 is a left-side elevational view of the invention;

FIG. 4 is a rear elevational view of the invention;

FIG. 5 is a top plan view of the invention;

FIG. 6 is a right-side elevational view of the invention; and,

FIG. 7 is a bottom plan view of the invention.

(56) **References Cited**

U.S. PATENT DOCUMENTS

1,471,036	A *	10/1923	Komorous	374/194
1,551,609	A *	9/1925	Norwood	374/194
1,641,500	A *	9/1927	Paul	374/141
1,859,928	A *	5/1932	Maccollum	374/194
D261,487	S *	10/1981	Kohno	D10/58

1 Claim, 2 Drawing Sheets

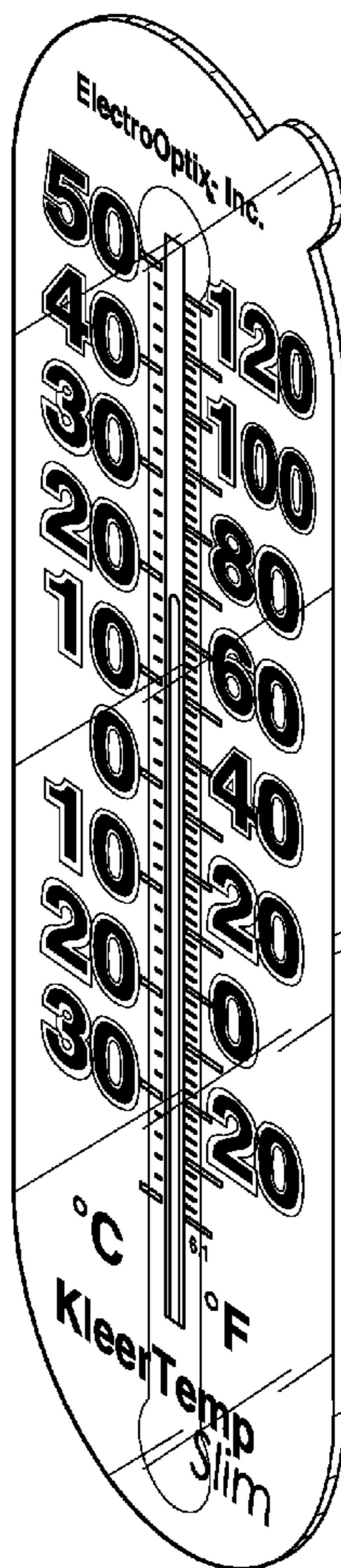


FIG. 1




FIG. 2

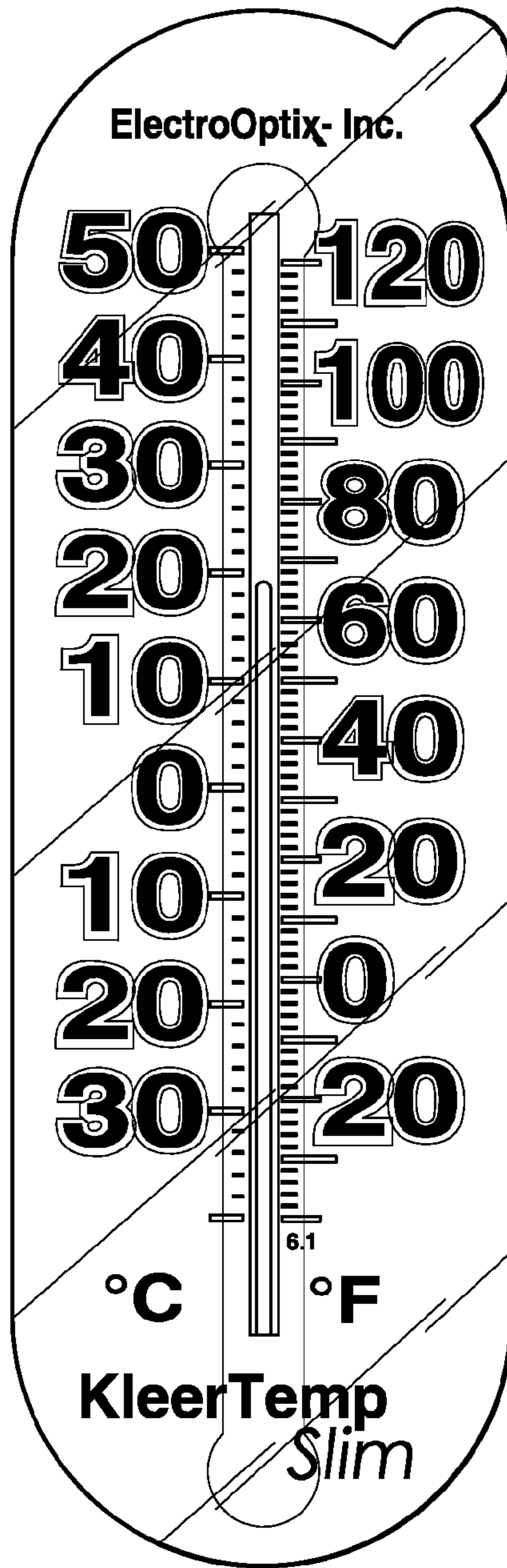


FIG. 3

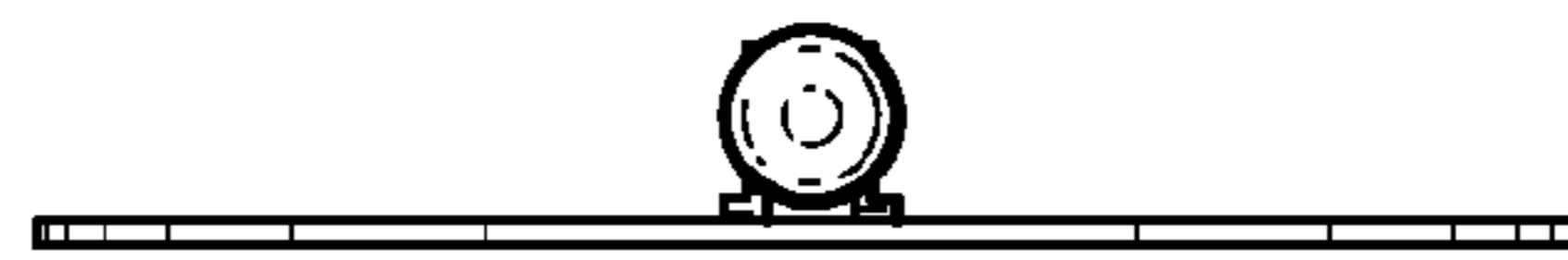
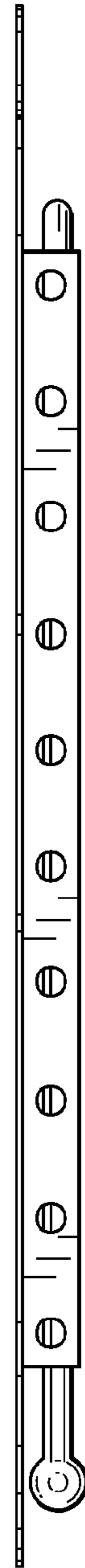


FIG. 4

FIG. 5

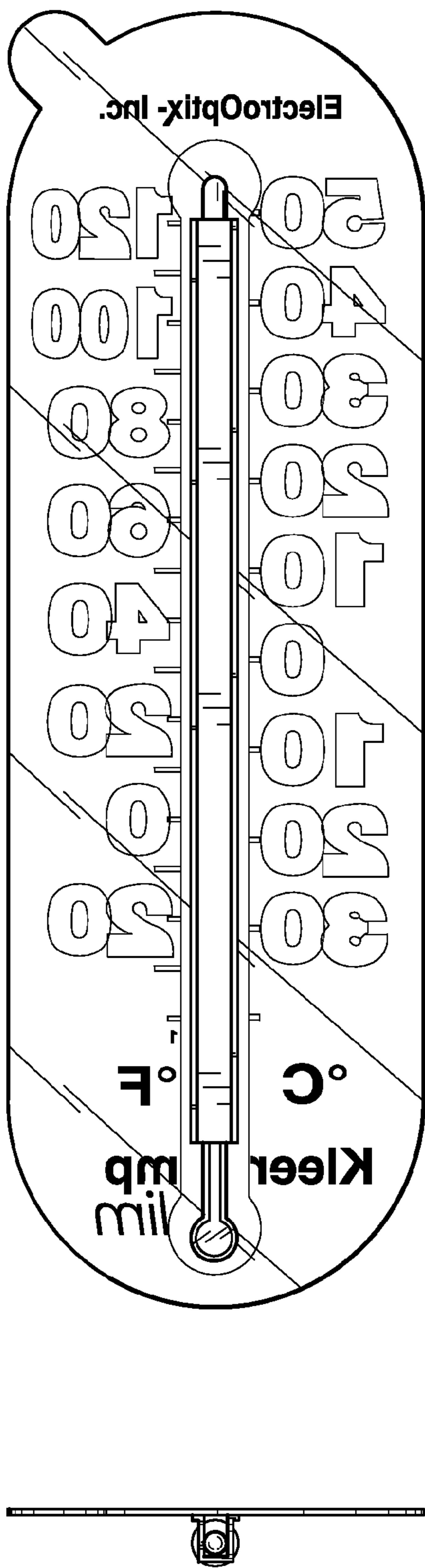


FIG. 6

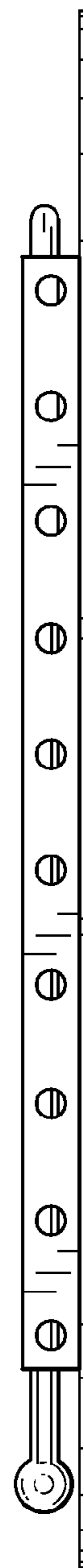


FIG. 7

