

US00D564889S

(12) **United States Design Patent**
Boon

(10) **Patent No.:** **US D564,889 S**

(45) **Date of Patent:** **** Mar. 25, 2008**

(54) **BOTTLE**

(75) Inventor: **Yen Heng Boon**, Singapore (SG)

(73) Assignee: **Stokely-Van Camp, Inc.**, Chicago, IL (US)

(**) Term: **14 Years**

(21) Appl. No.: **29/261,642**

(22) Filed: **Jun. 15, 2006**

(51) **LOC (8) Cl.** **09-01**

(52) **U.S. Cl.** **D9/539; D9/551; D9/552; D9/558**

(58) **Field of Classification Search** D9/516, D9/520, 530, 537-540, 548-549, 551-552, D9/556-560, 564-565, 571-575, 682, 687-694; D7/509-511; 215/381-385, 396, 398
See application file for complete search history.

(56) **References Cited**

U.S. PATENT DOCUMENTS

| | | | | |
|-------------------|---------|-----------------|-------|----------|
| D393,208 S * | 4/1998 | Wilson et al. | | D9/538 |
| 5,906,286 A * | 5/1999 | Matsuno et al. | | 215/375 |
| D470,773 S * | 2/2003 | Darr et al. | | D9/538 |
| D482,976 S * | 12/2003 | Melrose | | D9/537 |
| D508,414 S * | 8/2005 | Lamb et al. | | D9/552 X |
| D538,168 S * | 3/2007 | Davis et al. | | D9/538 |
| D539,163 S * | 3/2007 | Kiernan et al. | | D9/558 X |
| 2005/0252880 A1 * | 11/2005 | Pedmo et al. | | 215/381 |
| 2006/0283832 A1 * | 12/2006 | De Cleir et al. | | 215/383 |

| | | | | |
|-------------------|--------|---------------|-------|---------|
| 2007/0017892 A1 * | 1/2007 | Melrose | | 215/381 |
| 2007/0075032 A1 * | 4/2007 | Kelley et al. | | 215/384 |
| 2007/0090083 A1 * | 4/2007 | Trude | | 215/384 |

* cited by examiner

Primary Examiner—Carol Rademaker

(74) *Attorney, Agent, or Firm*—Banner & Witcoff, Ltd.

(57) **CLAIM**

The ornamental design for a bottle, as shown and described.

DESCRIPTION

FIG. 1 is a top, front, and side perspective view of a first embodiment of a bottle depicting the new design;

FIG. 2 is a front elevational view thereof;

FIG. 3 is a side elevational view thereof;

FIG. 4 is a top plan view thereof;

FIG. 5 is a top, front, and side perspective view of a second embodiment of a bottle depicting the new design;

FIG. 6 is a front elevational view thereof;

FIG. 7 is a side elevational view thereof; and,

FIG. 8 is a top plan view thereof.

The dash lines shown in the drawings are for illustrative purposes only and form no part of the claimed design.

The dot-dash-dot lines shown in the drawings define the boundary of the claim and form no part of the claimed design.

1 Claim, 4 Drawing Sheets




Fig. 1

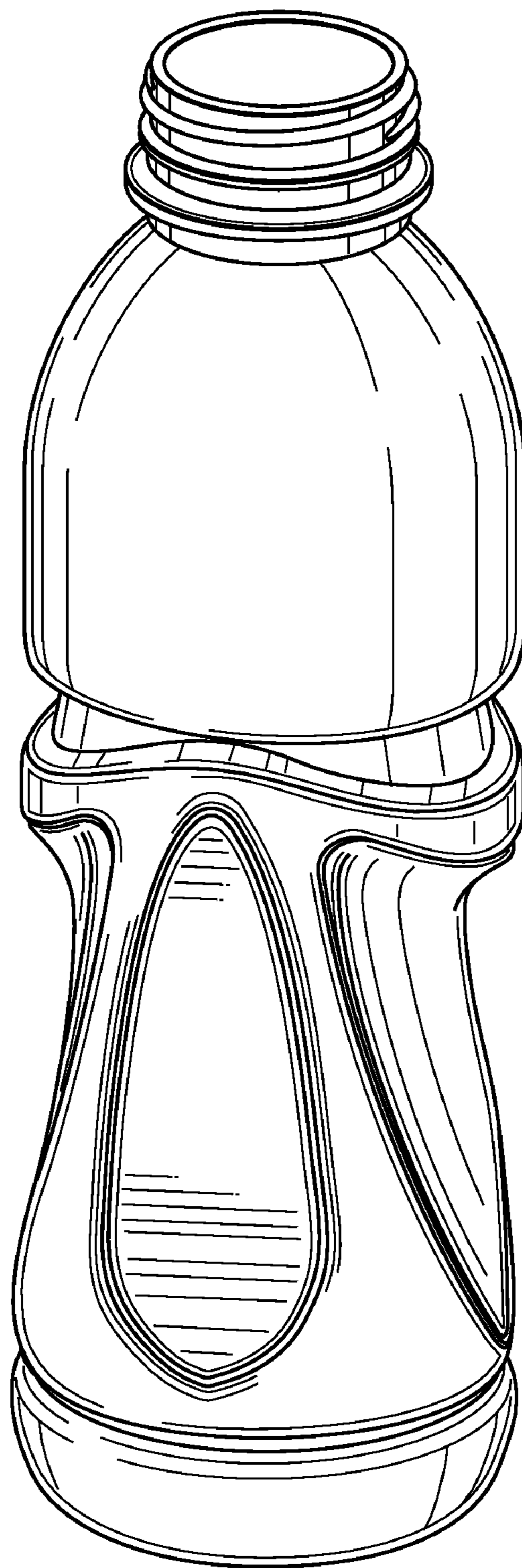


Fig. 2

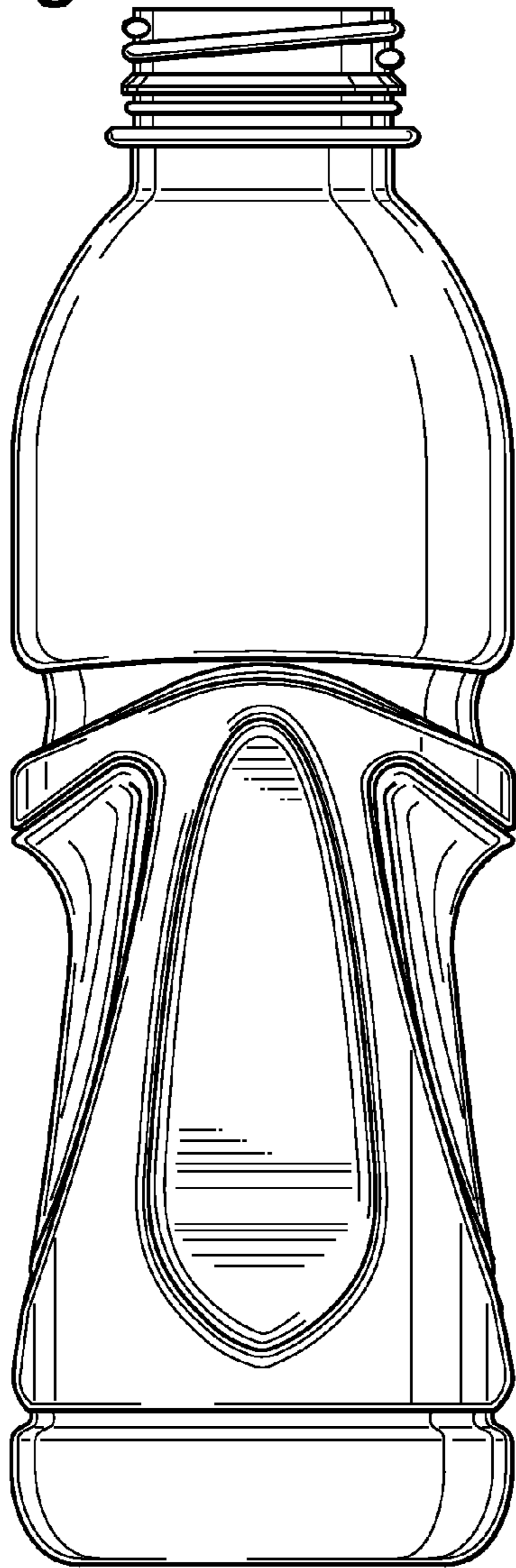


Fig. 3




Fig. 4

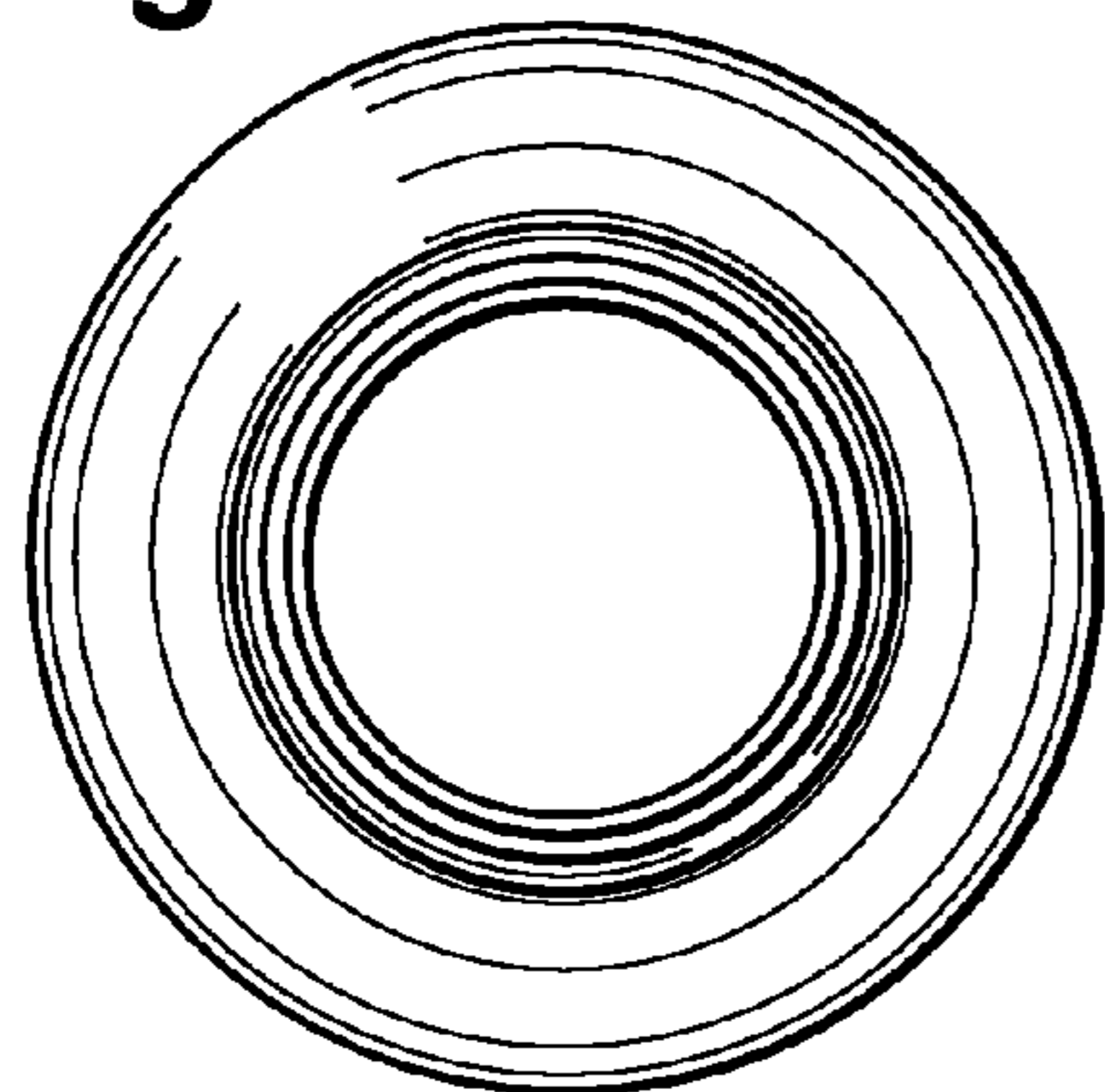


Fig. 5

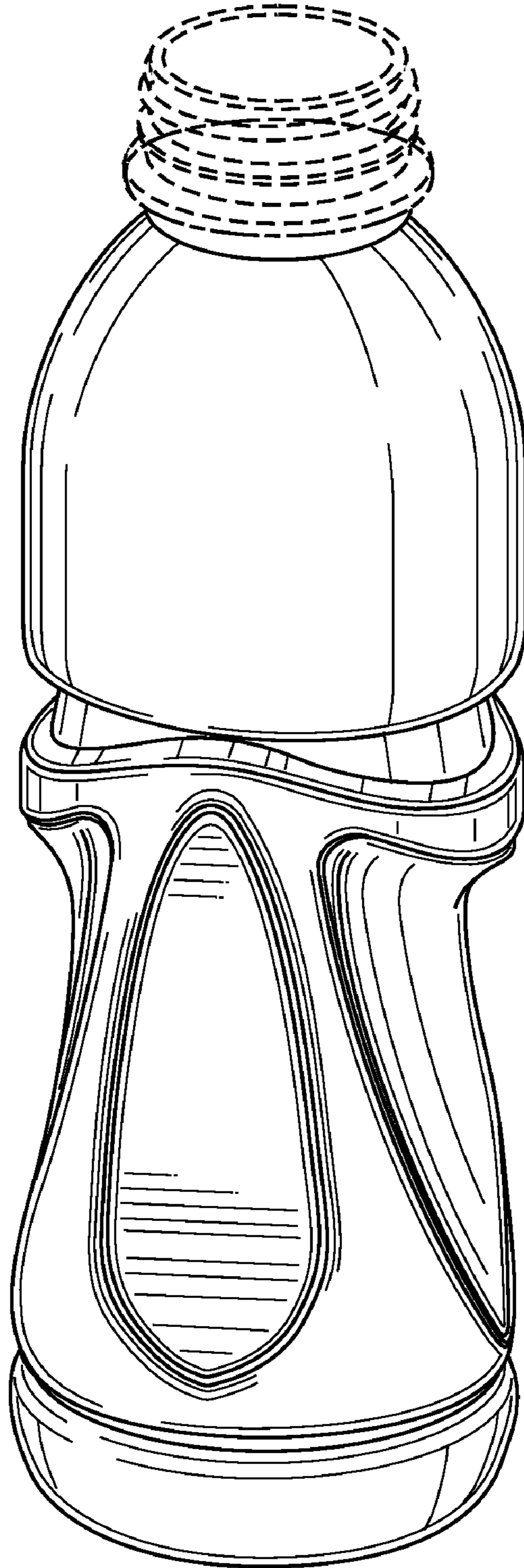


Fig. 6

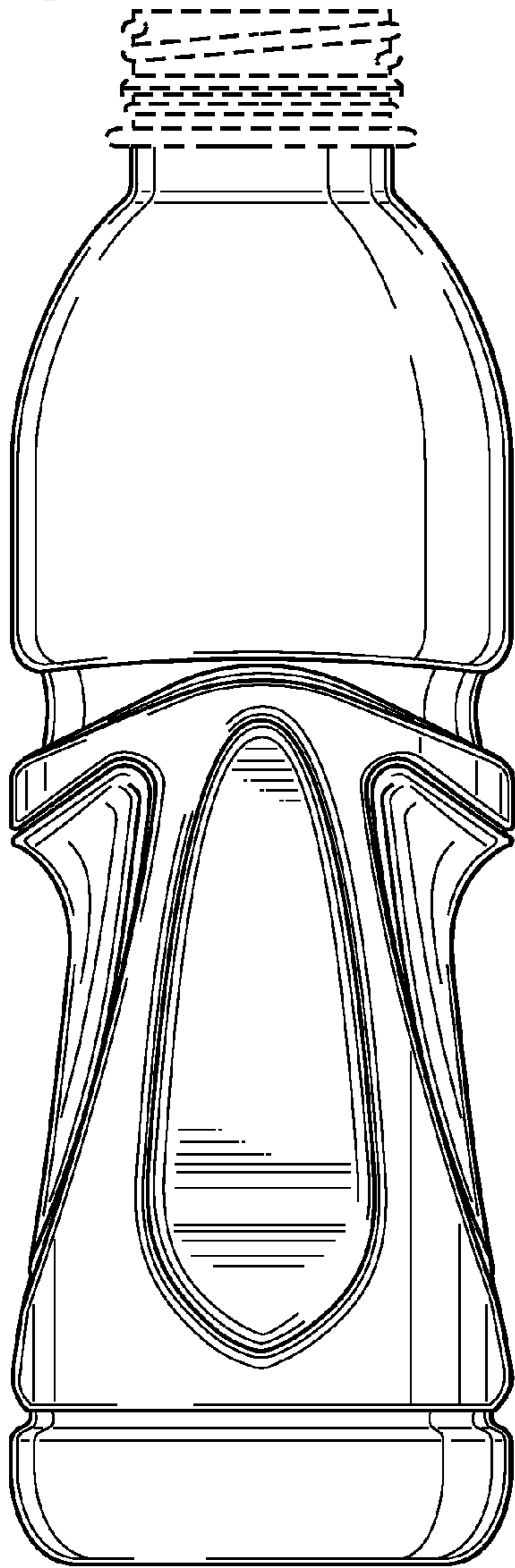


Fig. 7

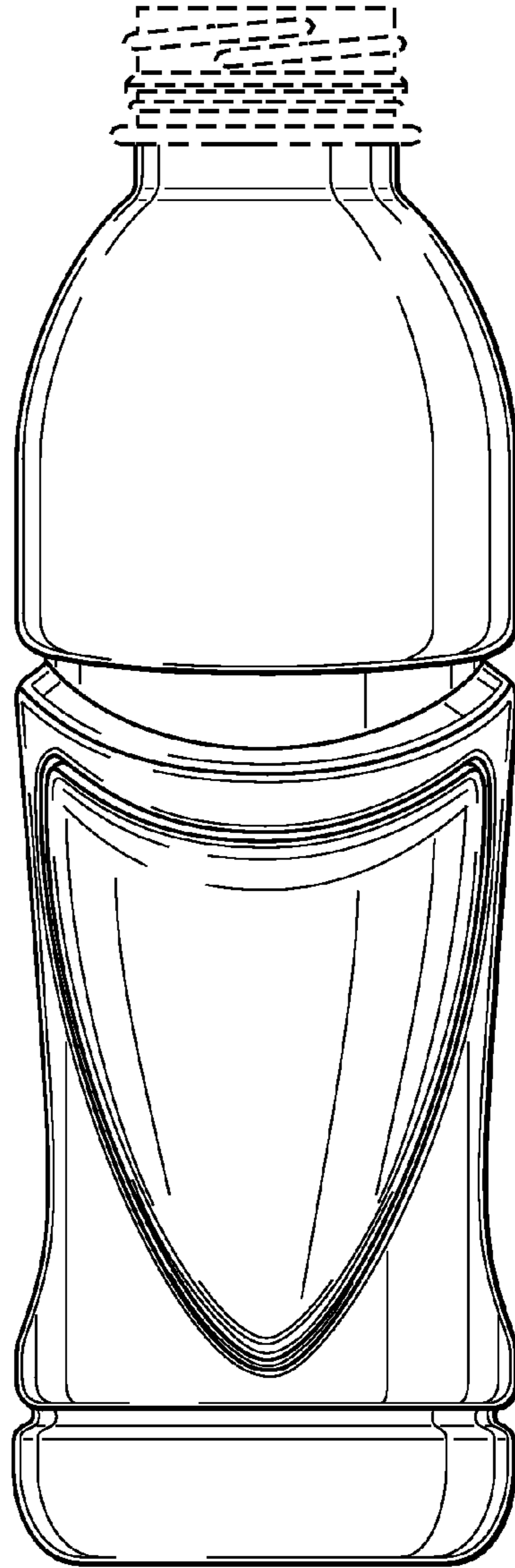


Fig. 8

