



US00D564888S

(12) **United States Design Patent**
Leck et al.

(10) **Patent No.:** **US D564,888 S**
(45) **Date of Patent:** **** Mar. 25, 2008**

(54) **BOTTLE**

(75) Inventors: **M. Brandon Leck**, Atlanta, GA (US);
Carie A. Davis, Atlanta, GA (US);
Raminder Pal Singh Bindra, Marietta,
GA (US); **John P. Fant**, Marietta, GA
(US); **Martin T. Geithmann**, Maumee,
OH (US); **David M. Ryan**, Toledo, OH
(US); **Darryl J. Dawson, Sr.**,
Stockbridge, GA (US); **Bradley C.**
Dimmel, Roswell, GA (US)

(73) Assignee: **The Coca-Cola Company**, Atlanta, GA
(US)

(**) Term: **14 Years**

(21) Appl. No.: **29/221,715**

(22) Filed: **Jan. 19, 2005**

(51) **LOC (8) Cl.** **09-01**

(52) **U.S. Cl.** **D9/538; D9/553; D9/554;**
D9/558

(58) **Field of Classification Search** D9/600,
D9/640, 649, 667-668, 670, 681, 772-776,
D9/779-780, 516, 537-540, 545-547, 549,
D9/551-554, 556-558, 564-567, 569; D7/509-510;
215/382-384, 396, 398

See application file for complete search history.

(56) **References Cited**

U.S. PATENT DOCUMENTS

D93,938 S * 11/1934 Mandes D9/667
2,139,143 A * 12/1938 Wiswell 220/667 X

D127,795 S * 6/1941 Gomez D9/667
D175,182 S * 7/1955 Meditz D9/520
D351,348 S * 10/1994 Marriage D9/551
5,586,681 A * 12/1996 Policappelli 215/382 X
D399,735 S * 10/1998 Marriage D9/658
D409,919 S * 5/1999 Young D9/520
D422,221 S * 4/2000 Edson et al. D9/773
D422,915 S * 4/2000 Hestehave et al. D9/538 X
D432,018 S * 10/2000 Steward D9/537
D445,031 S * 7/2001 Bretz et al. D9/554 X
D474,409 S * 5/2003 Klee D9/538
D503,344 S * 3/2005 Woolley et al. D9/551
D509,111 S * 9/2005 Vovan D7/628

* cited by examiner

Primary Examiner—Carol Rademaker

(74) *Attorney, Agent, or Firm*—Cheryl J. Tubach

(57) **CLAIM**

The ornamental design for a bottle, as shown and described.

DESCRIPTION

FIG. 1 is a top, front perspective view of a bottle showing our new design;

FIG. 2 is a right side elevational view thereof;

FIG. 3 is a front elevational view thereof;

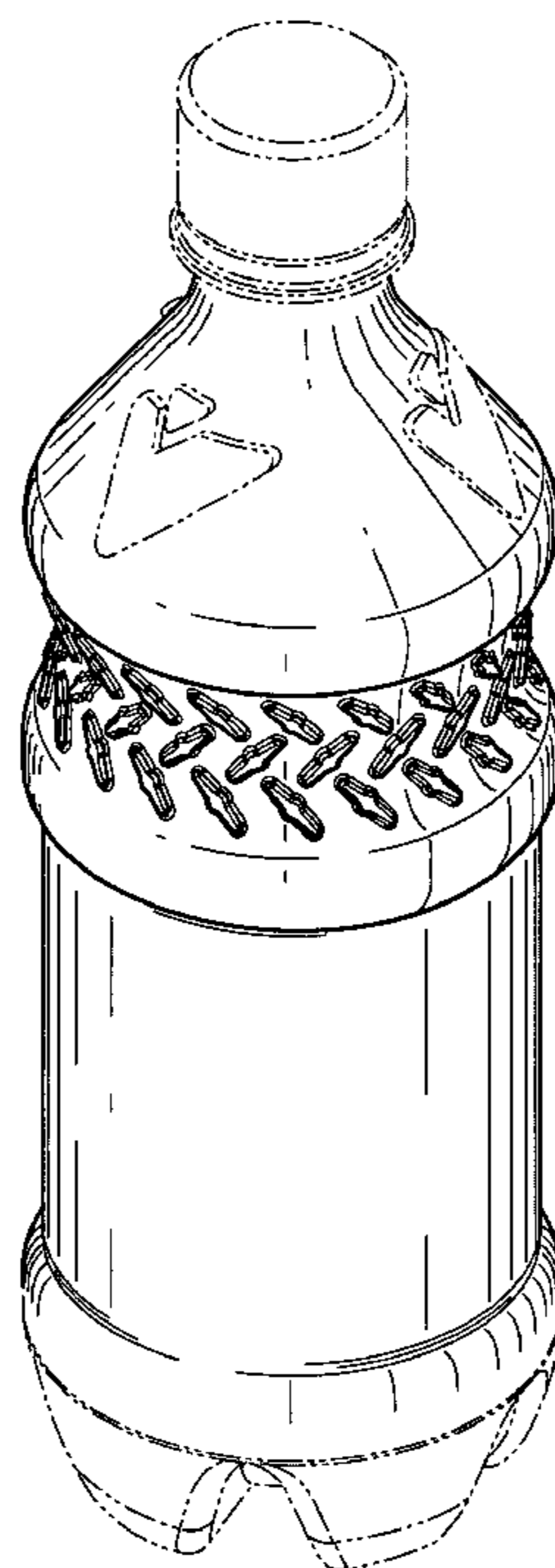
FIG. 4 is a left side elevational view thereof;

FIG. 5 is a back elevational view thereof; and,

FIG. 6 is a top plan view thereof.

The broken lines shown in the drawing are for illustrative purposes only and form no part of the claimed design.

1 Claim, 3 Drawing Sheets



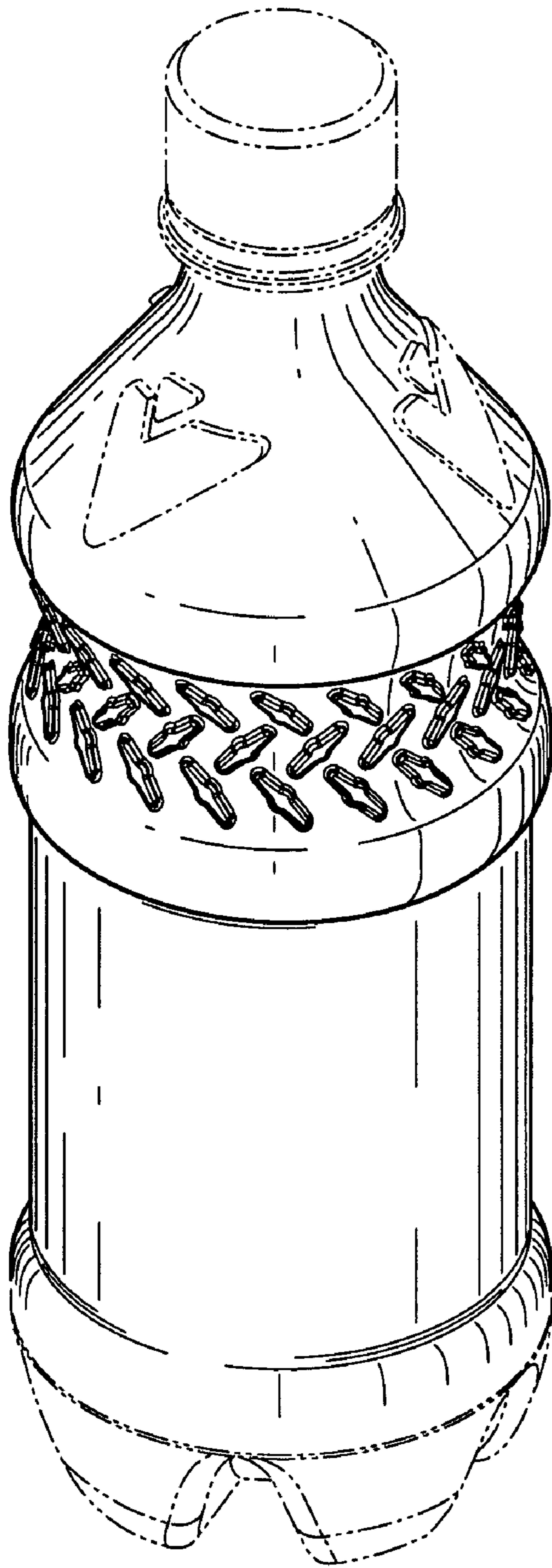


Fig. 1

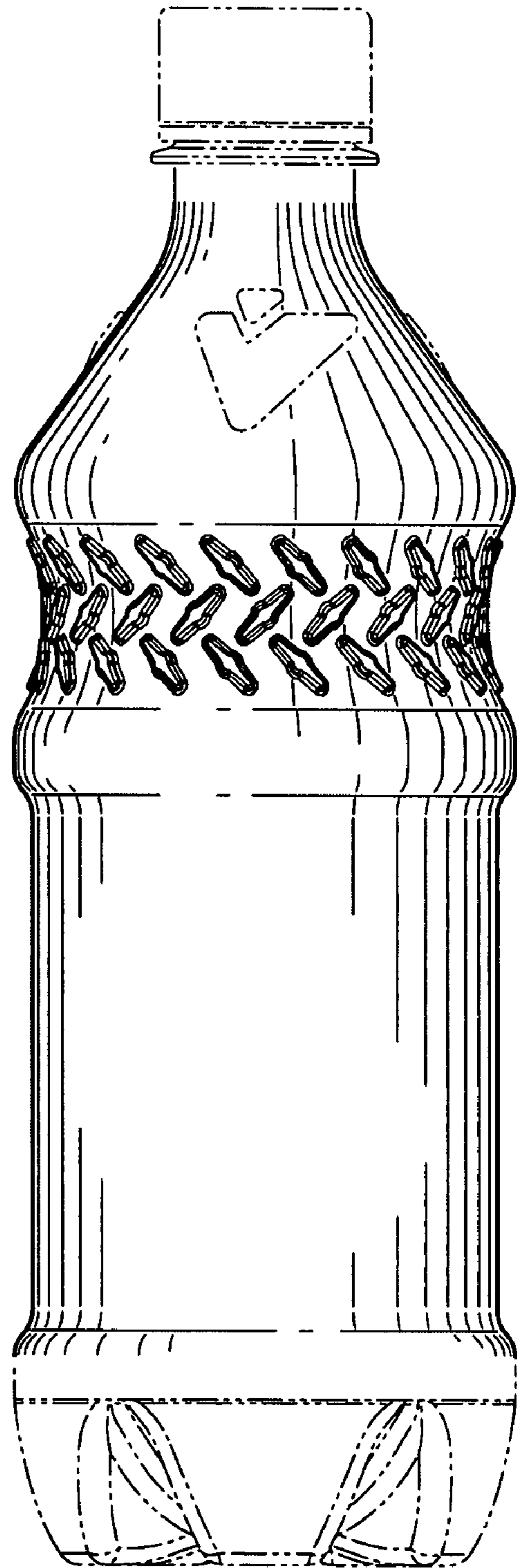


Fig. 2

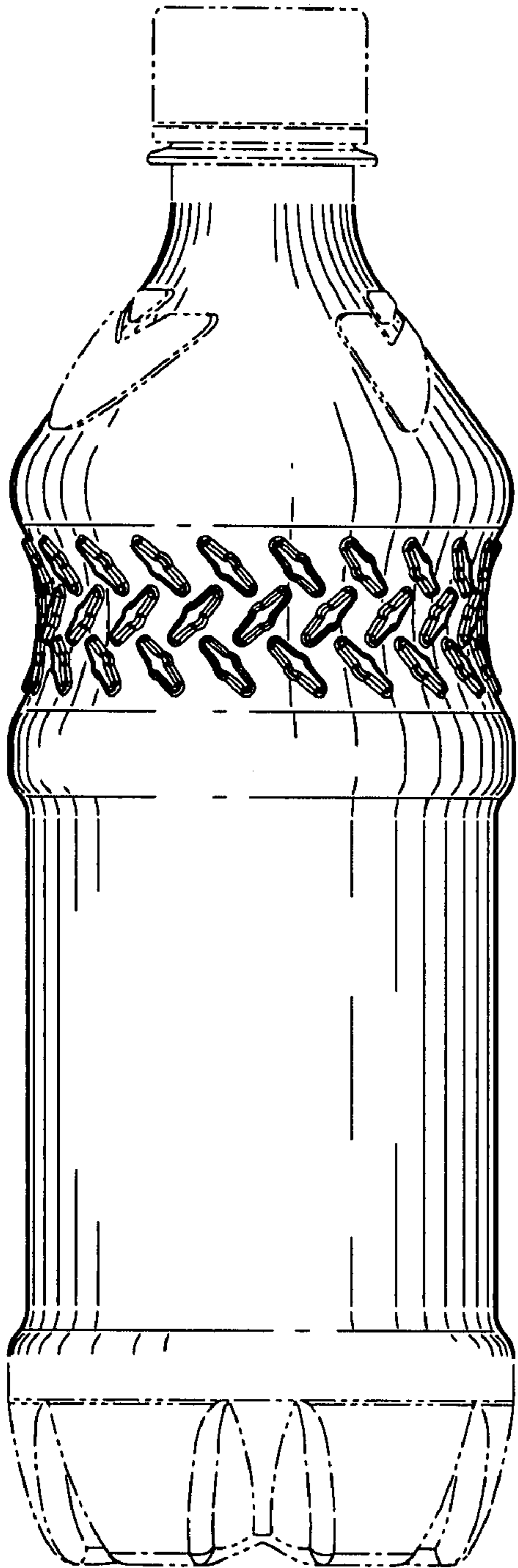


Fig. 3

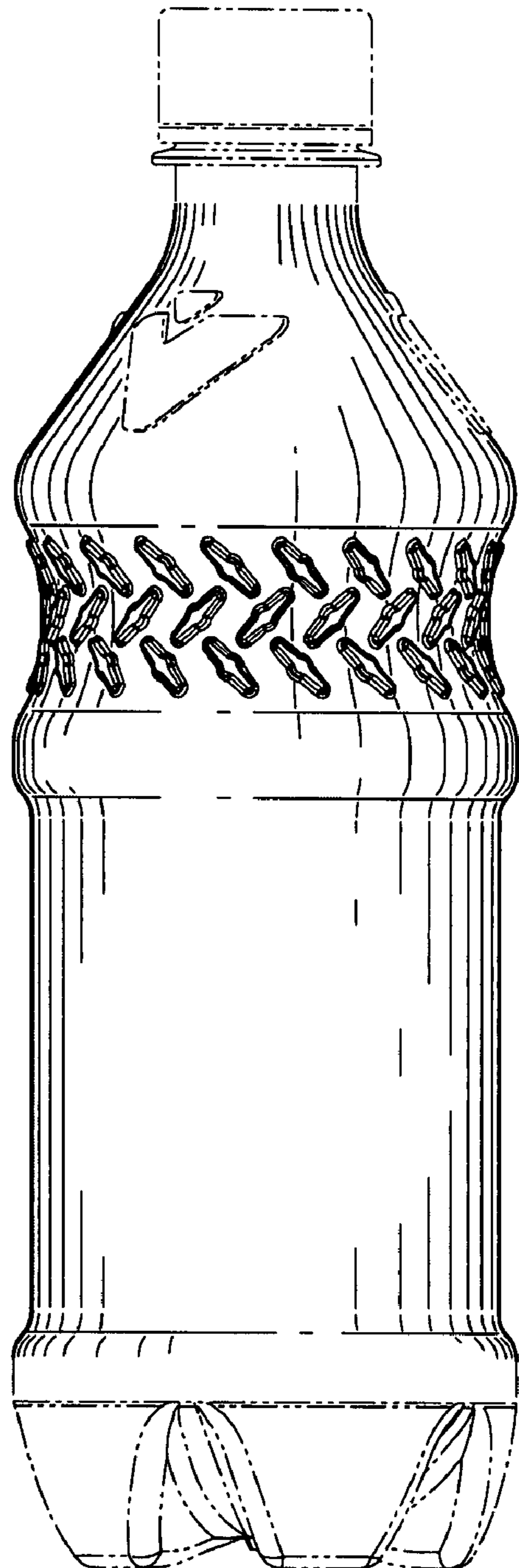


Fig. 4

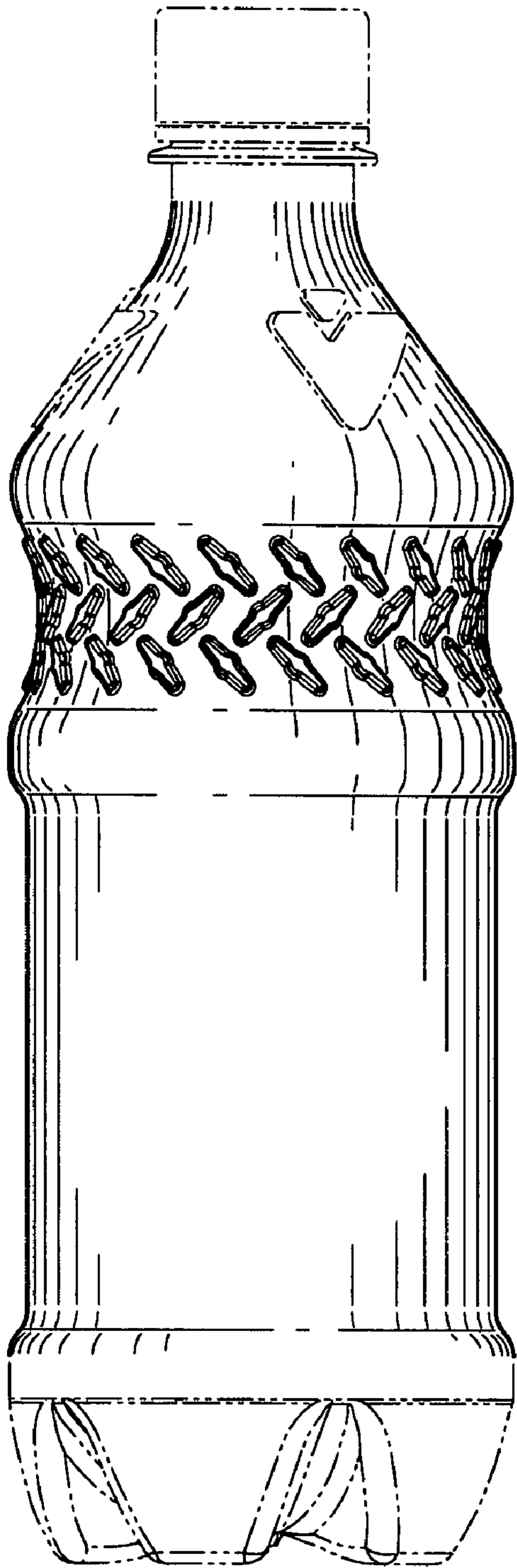


Fig. 5

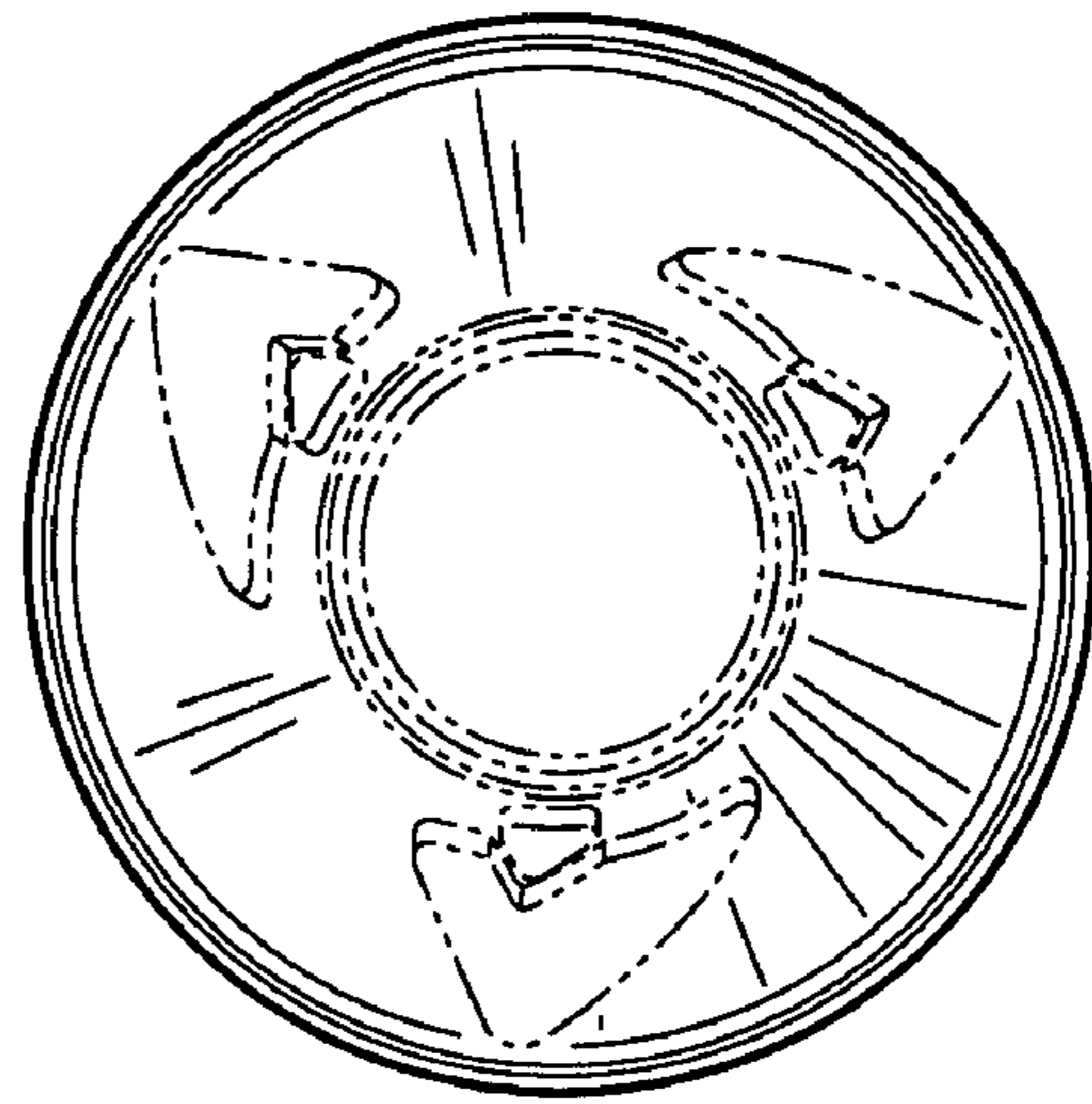


Fig. 6