

US00D564882S

(12) **United States Design Patent**
Crawford et al.

(10) **Patent No.:** **US D564,882 S**
(45) **Date of Patent:** **** Mar. 25, 2008**

(54) **LEFT SIDE PORTION OF A CONTAINER**

(75) Inventors: **John C. Crawford**, Mahopac, NY
(US); **Roland Charriez**, Mohegan
Lake, NY (US)

(73) Assignee: **Colgate-Palmolive**, New York, NY
(US)

(**) Term: **14 Years**

(21) Appl. No.: **29/278,216**

(22) Filed: **Mar. 22, 2007**

(51) **LOC (8) Cl.** **09-01**

(52) **U.S. Cl.** **D9/516; D9/545**

(58) **Field of Classification Search** D9/516,
D9/522, 530, 537, 540, 543, 545, 549, 571,
D9/544, 575, 500, 502, 505, 687, 688-691;
215/381-385, 396, 398

See application file for complete search history.

(56) **References Cited**

U.S. PATENT DOCUMENTS

- 297,075 A * 4/1884 Harden 169/36
- D68,340 S 9/1925 Oppenheim, Jr.
- D71,162 S * 9/1926 Smith D9/544
- D95,888 S 6/1935 Adams
- D102,283 S 12/1936 Marrow
- D111,169 S * 9/1938 Bicks D9/567
- D124,748 S 1/1941 Lloyd
- D136,219 S 8/1943 Breeden
- D157,508 S 2/1950 Montenier
- D201,220 S 5/1965 Lorenzen
- D207,801 S 5/1967 Roberts
- D222,611 S 11/1971 Strand
- D228,281 S 9/1973 Hoffman
- D229,544 S 12/1973 Weckman
- D241,418 S 9/1976 Koenigsberg
- D245,317 S 8/1977 Pardo
- D263,931 S 4/1982 de Nola
- D265,975 S * 8/1982 Vaussanvin D9/564
- D278,411 S 4/1985 Reitzel et al.
- D284,739 S 7/1986 Thieffry

- D302,792 S 8/1989 Dinand
- D315,501 S * 3/1991 Durand D9/564
- D316,969 S 5/1991 Wiseman et al.
- D321,132 S 10/1991 Wiseman et al.
- D322,029 S 12/1991 Caputo
- D329,805 S * 9/1992 Normand D9/520
- D357,856 S 5/1995 Kudo et al.
- D369,294 S 4/1996 Hirato
- D376,310 S 12/1996 Crawford
- D378,276 S 3/1997 Kotoucek et al.

(Continued)

FOREIGN PATENT DOCUMENTS

BR MI 3600902 9/1977

(Continued)

Primary Examiner—Stella M. Reid
Assistant Examiner—Elizabeth J Oswecki
(74) *Attorney, Agent, or Firm*—Michael J. Wallace

(57) **CLAIM**

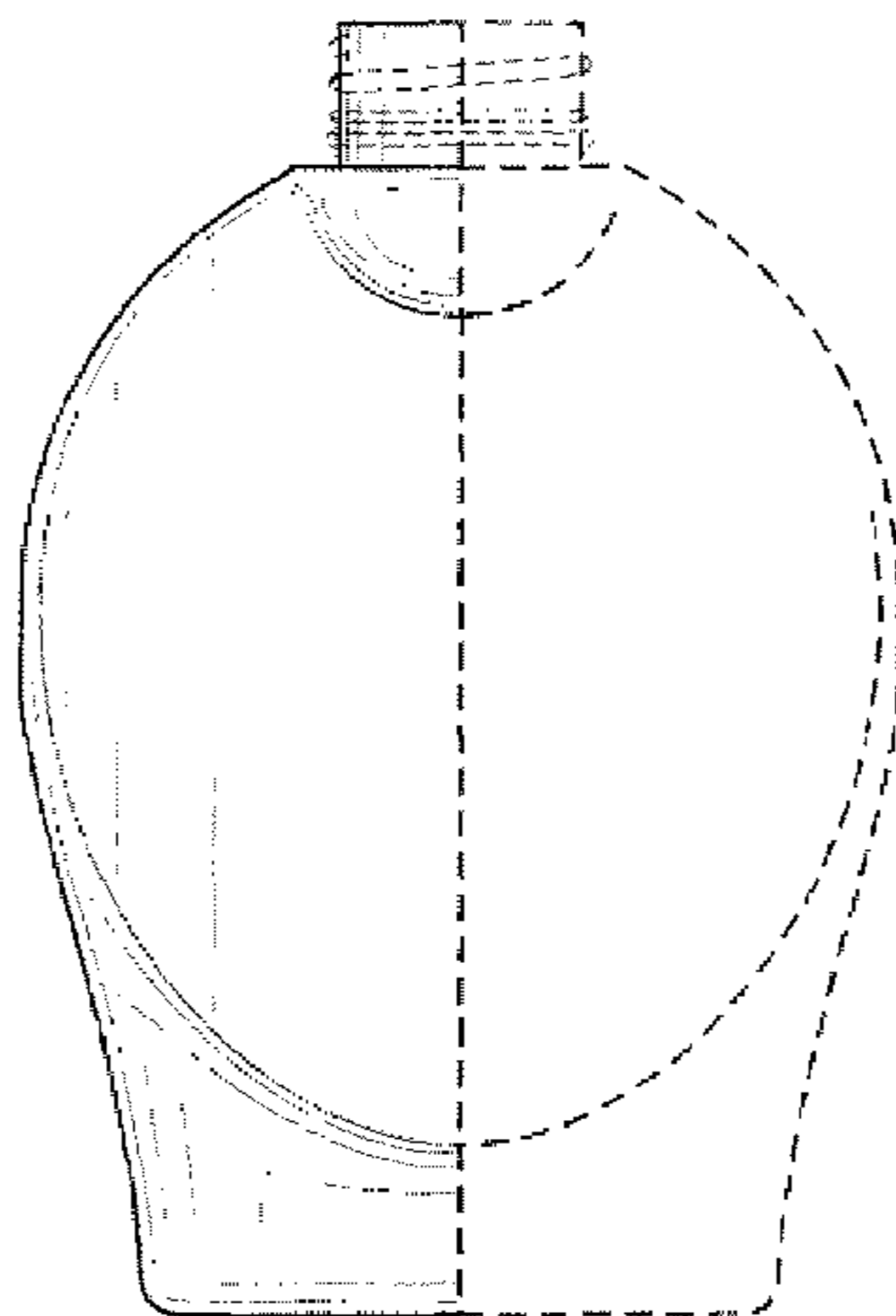
The ornamental design for a left side portion of a container,
as shown and described.

DESCRIPTION

FIG. 1 is a perspective view of a left side portion of a
container showing our new design;
FIG. 2 is a front elevation view thereof.
FIG. 3 is a rear elevation view thereof.
FIG. 4 is a left side elevation view thereof.
FIG. 5 is a right side elevation view thereof.
FIG. 6 is a top plan view thereof; and,
FIG. 7 is a bottom plan view thereof.

The broken line showing of the right side portion of the
container and the bottom of the container is for illustrative
purposes only and forms no part of the claimed design.

1 Claim, 6 Drawing Sheets



US D564,882 S

Page 2

U.S. PATENT DOCUMENTS

D381,261 S 7/1997 Crawford
D395,399 S 6/1998 Crawford
D398,532 S 9/1998 Crawford
D401,157 S * 11/1998 Gech et al. D9/570
D406,066 S 2/1999 Crawford
D413,807 S 9/1999 Mikla
D414,103 S 9/1999 Crawford
D414,117 S 9/1999 Mikla
D416,805 S 11/1999 Mikla
D421,215 S 2/2000 Crawford
D423,368 S 4/2000 Crawford
D433,623 S 11/2000 Crawford
D433,637 S 11/2000 Hailey et al.
D450,247 S * 11/2001 Johnson et al. D9/542
D451,008 S 11/2001 Crawford
D480,008 S 9/2003 Maus
D482,624 S 11/2003 Hadkte et al.
D484,403 S 12/2003 Crawford
D490,320 S 5/2004 Guislain

D491,813 S 6/2004 Calello
D513,189 S 12/2005 Busa, Jr. et al.
D514,948 S 2/2006 Busa, Jr. et al.
D517,416 S 3/2006 Borgerson et al.

FOREIGN PATENT DOCUMENTS

BR MI 3600903 9/1977
BR MI 4901641 5/1990
BR DI 5800581-1 12/1998
BR DI 5801379-2 6/2000
BR DI 6203612-2 F 3/2003
BR DI 6304060-3 F 2/2004
DM 050324 3/2000
DM 063943 8/2003
FR 374674 10/1994
FR 374675 10/1994
FR 374676 10/1994
FR 374677 10/1994
RU 49646 12/2001

* cited by examiner

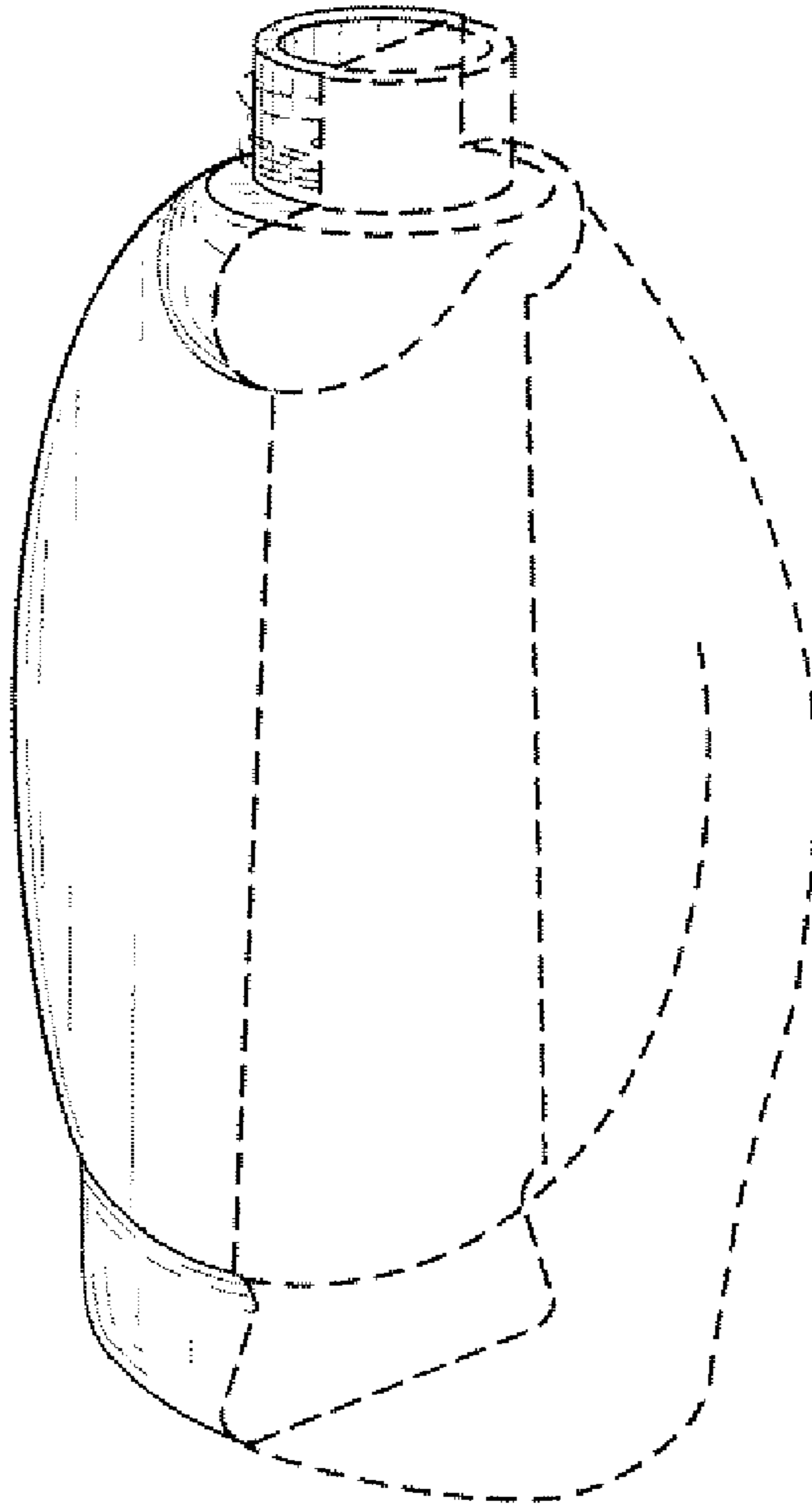


FIG. 1

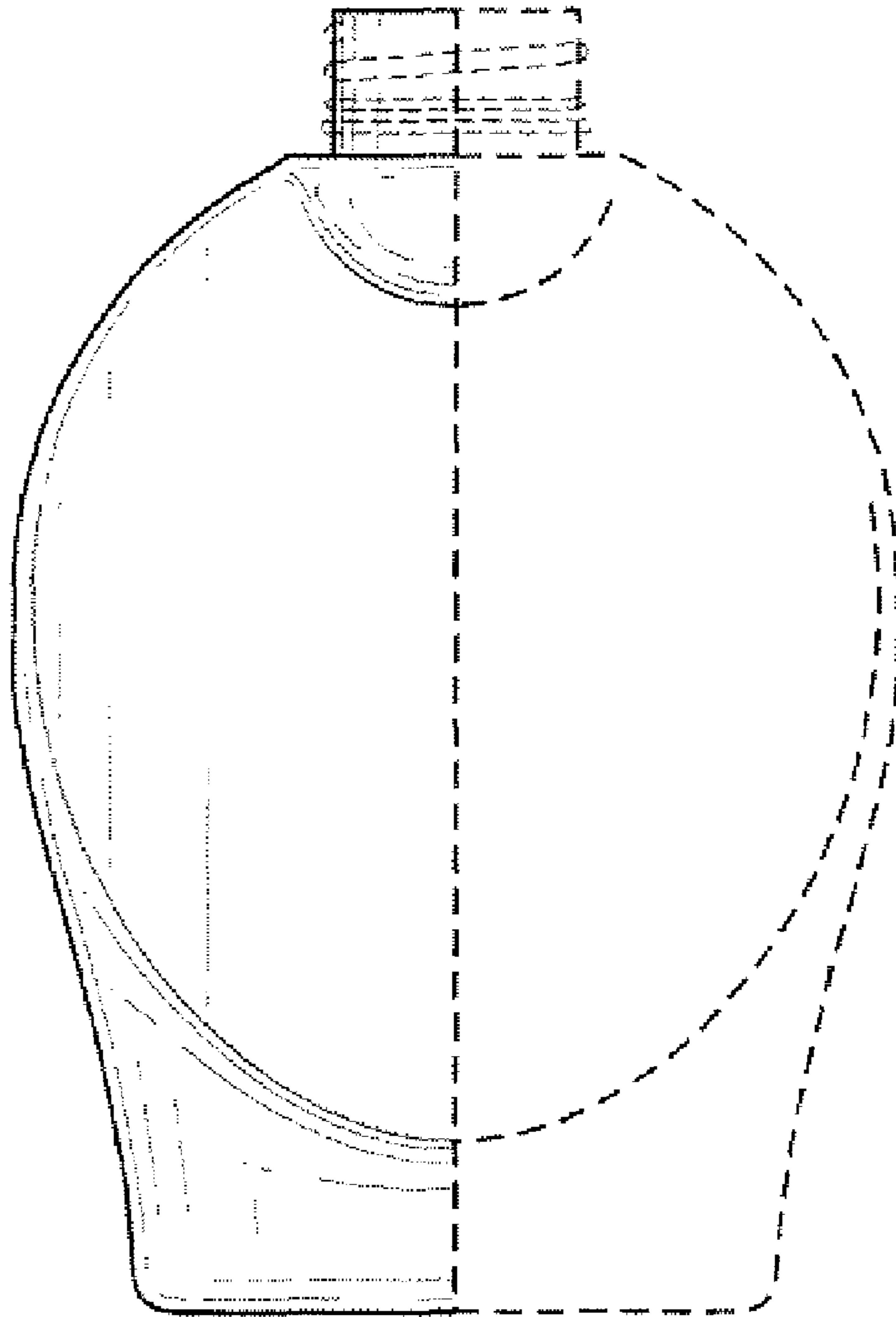


FIG. 2

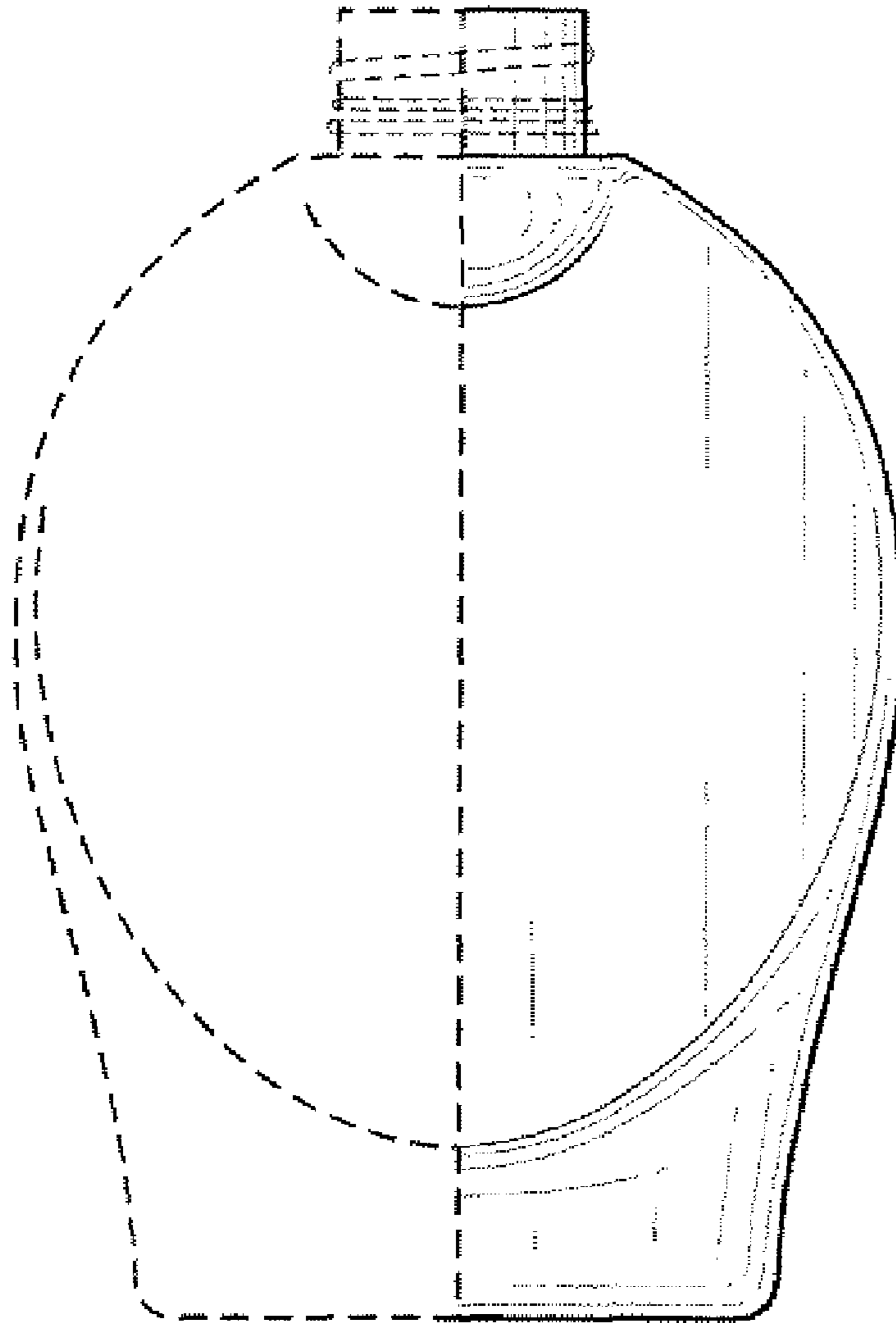


FIG. 3

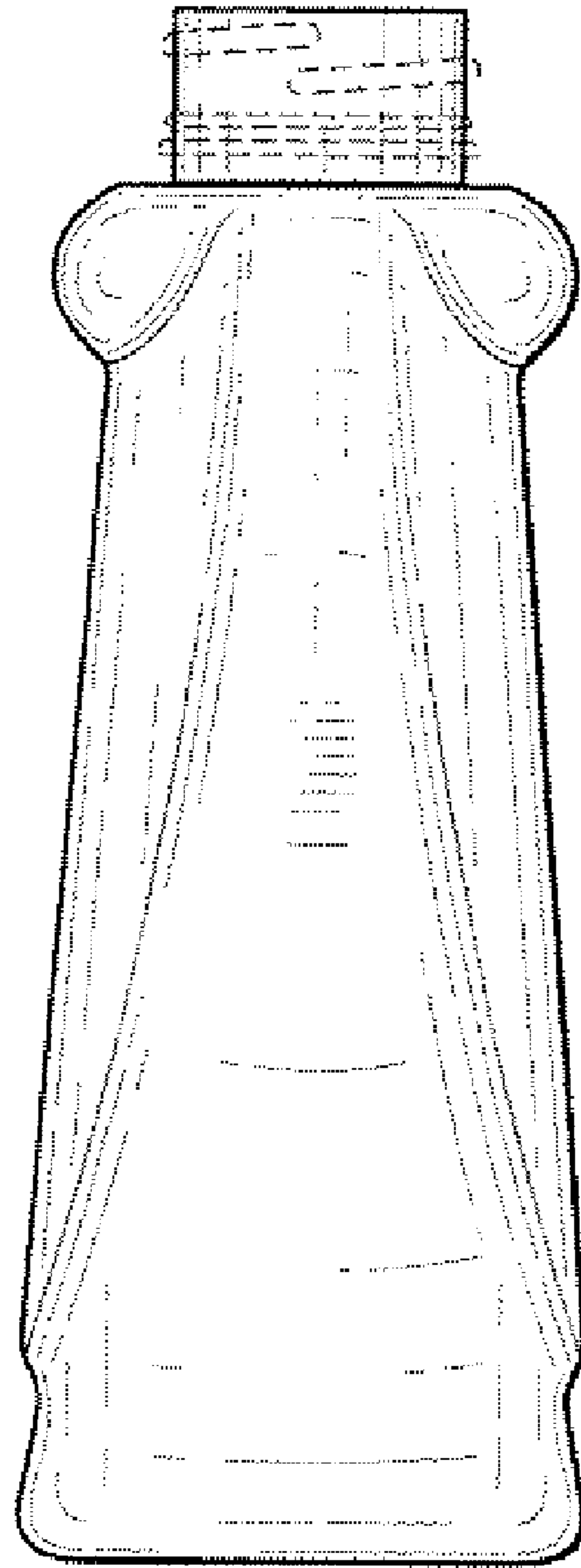


FIG. 4




FIG. 5

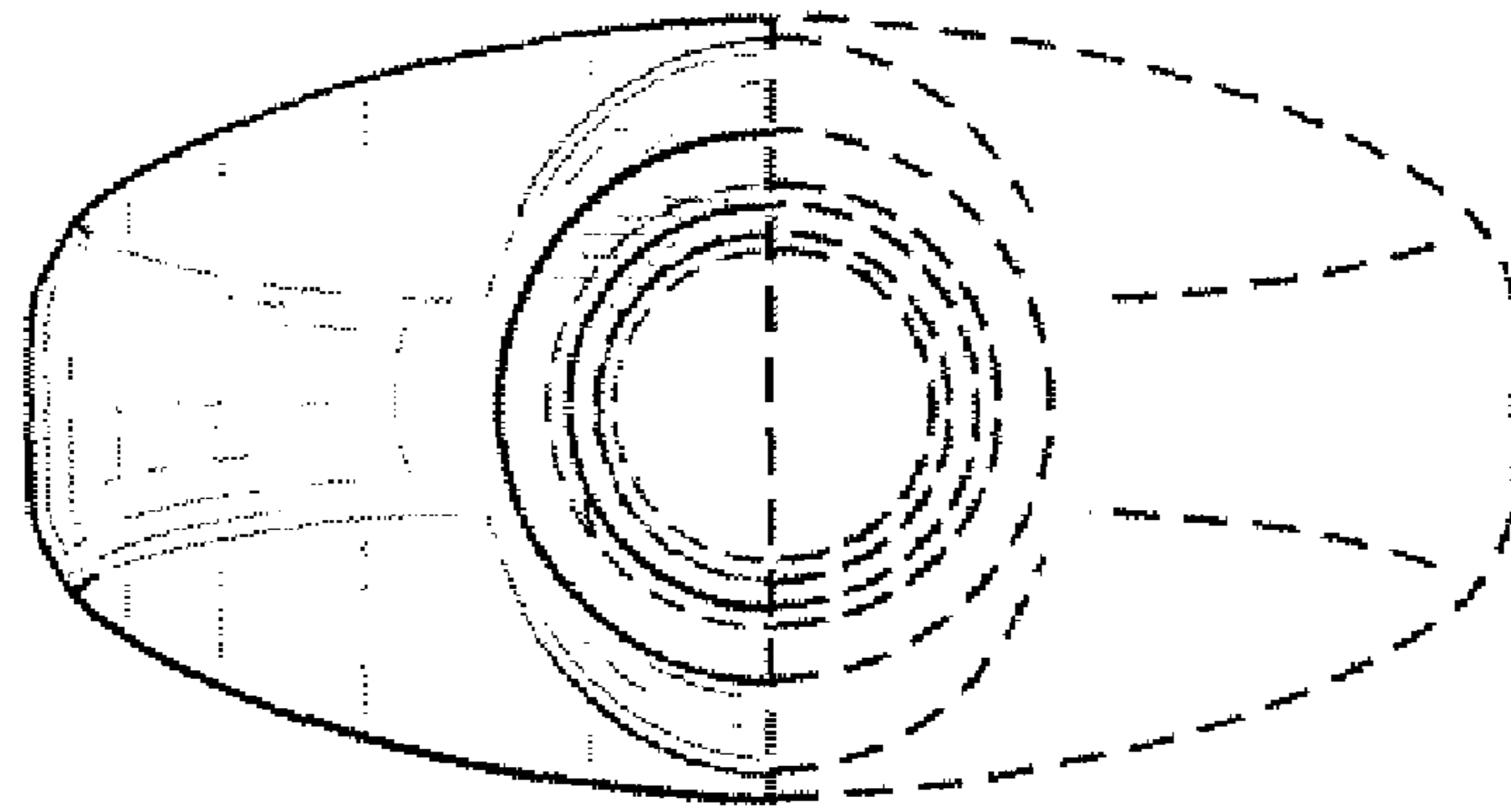


FIG. 6

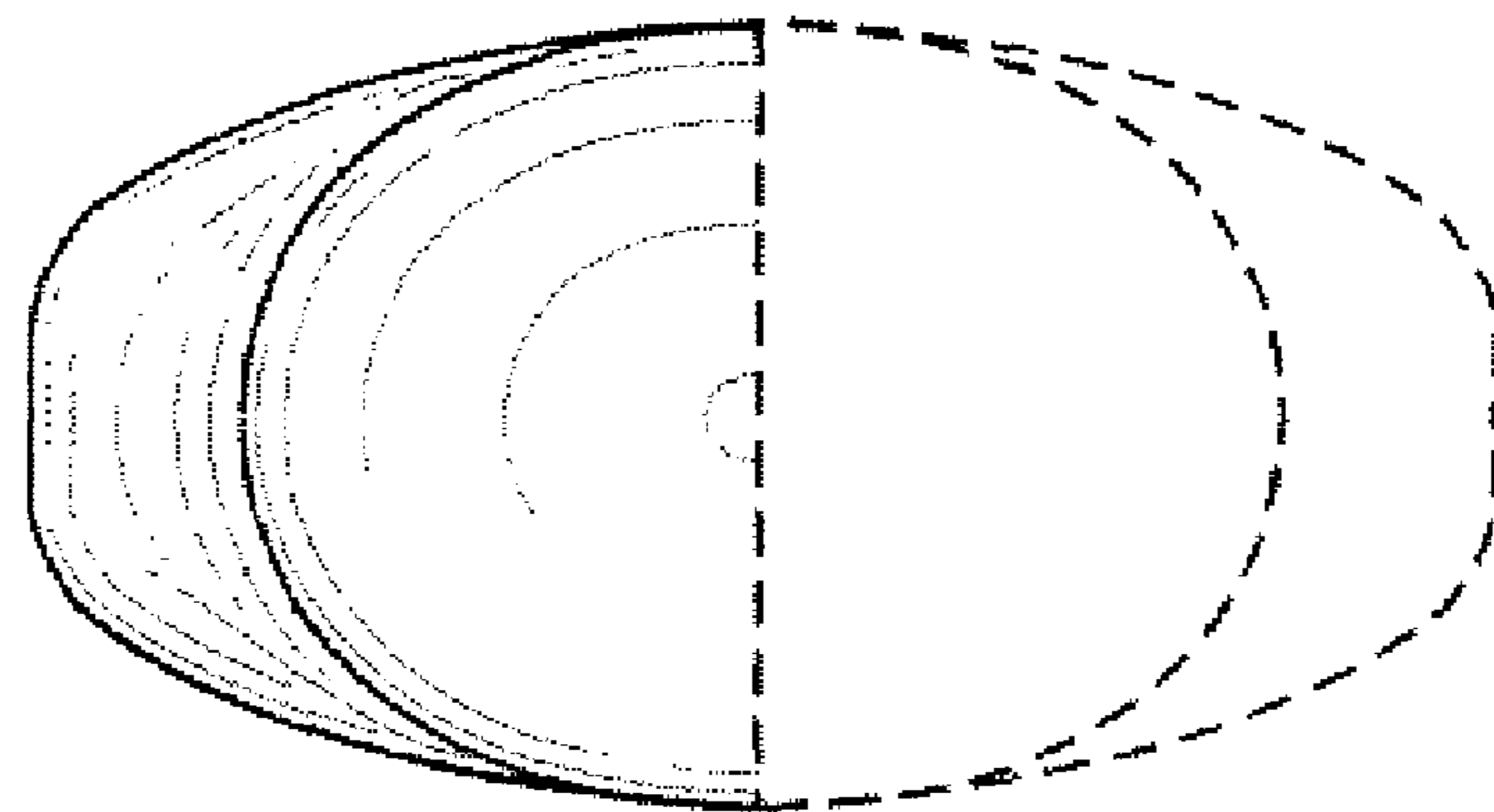


FIG. 7