

US00D564879S

(12) **United States Design Patent**  
**Baughman**

(10) **Patent No.:** **US D564,879 S**  
(45) **Date of Patent:** **\*\* Mar. 25, 2008**

(54) **PLASTIC PLUG WITH OVERCAP**  
(75) Inventor: **Gary M. Baughman**, Fremont, IN (US)  
(73) Assignee: **Rieke Corporation**, Auburn, IN (US)  
(\*\*) Term: **14 Years**

5,735,419 A 4/1998 Ma  
5,823,377 A 10/1998 Krautkramer  
5,829,611 A 11/1998 Beck ..... 215/252  
5,971,183 A 10/1999 Bartsch ..... 215/256  
5,971,189 A 10/1999 Baughman

(Continued)

(21) Appl. No.: **29/289,352**  
(22) Filed: **Jul. 17, 2007**

FOREIGN PATENT DOCUMENTS

EP 0 286 230 A1 10/1988  
WO WO99/61334 2/1999

(51) **LOC (8) Cl.** ..... **09-07**  
(52) **U.S. Cl.** ..... **D9/454**  
(58) **Field of Classification Search** ..... D9/780,  
D9/763, 539, 516, 454, 453, 449, 447, 440,  
D9/439, 438, 436, 435; D34/39; 222/570,  
222/569, 547, 464.1, 185.1; 220/257.1; 215/341,  
215/358; 137/845, 844; D7/392  
See application file for complete search history.

*Primary Examiner*—Gary D. Watson  
*Assistant Examiner*—Susan Bennett Hattan  
(74) *Attorney, Agent, or Firm*—Woodard, Emhardt,  
Moriarty, McNett & Henry LLP

(57) **CLAIM**

The ornamental design for a plastic plug with overcap, as shown and described.

(56) **References Cited**

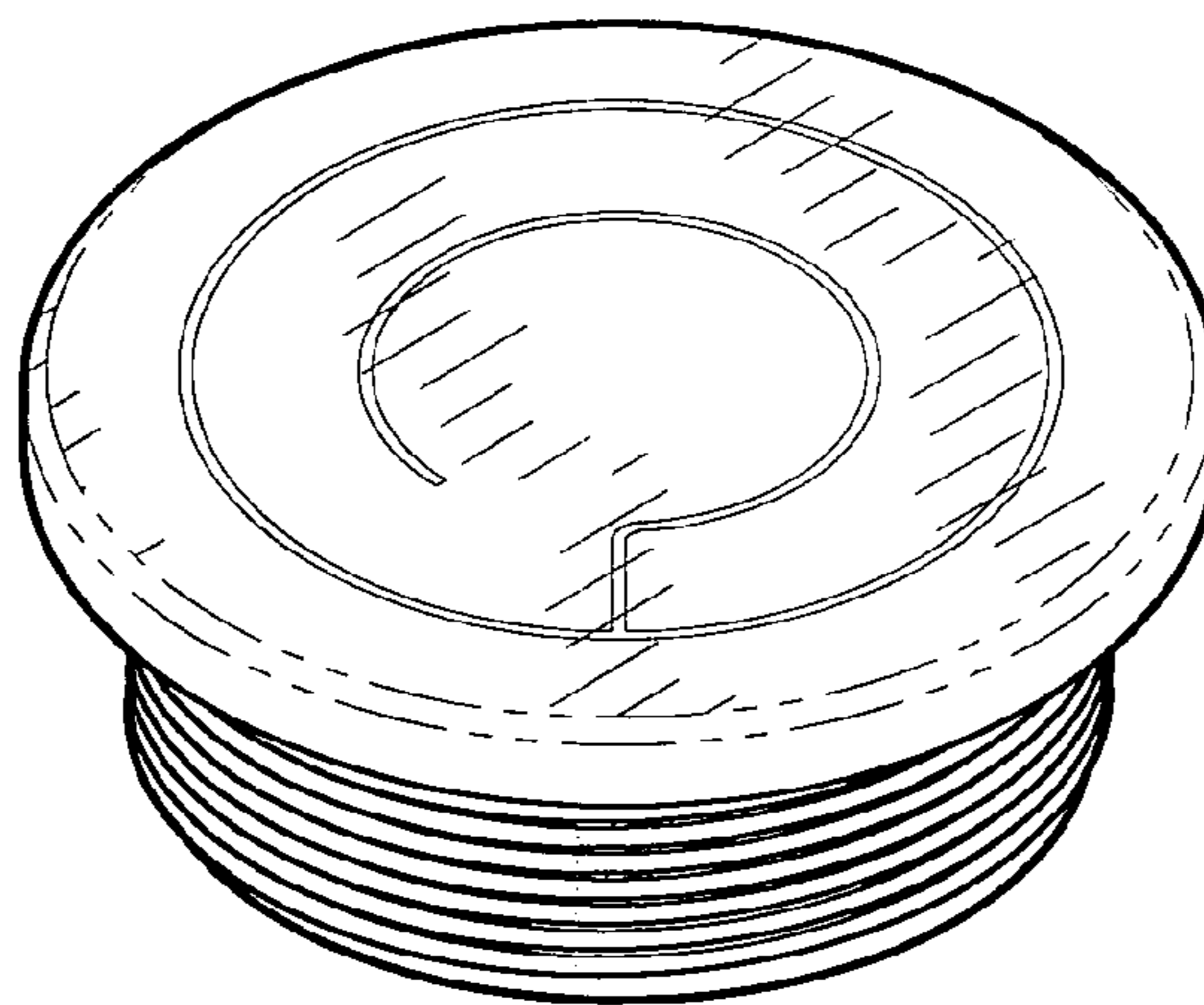
U.S. PATENT DOCUMENTS

2,848,130 A \* 8/1958 Jesnig ..... 215/358  
3,122,261 A 2/1964 Parish, Jr. et al.  
D199,155 S \* 9/1964 Hannon ..... D9/439  
3,556,332 A 1/1971 Libit  
3,566,332 A 6/1971 Libit ..... 215/9  
3,684,125 A 8/1972 Laurizio ..... 220/27  
3,744,654 A 7/1973 Bromberg ..... 215/9  
3,811,174 A 5/1974 Elchinger  
3,817,420 A 6/1974 Heisler  
3,891,118 A 6/1975 Laurizio  
3,987,929 A 10/1976 Mineo ..... 220/257  
4,002,259 A 1/1977 Geiser  
4,211,333 A 7/1980 Villarejos ..... 215/249  
4,271,972 A 6/1981 Thor ..... 215/251  
4,306,357 A 12/1981 Villarejos ..... 34/5  
4,310,102 A 1/1982 Walter  
D274,701 S \* 7/1984 Burrill ..... D9/439  
4,779,766 A 10/1988 Kinsley ..... 222/153  
4,948,006 A 8/1990 Okabe et al.  
D315,309 S 3/1991 Baughman  
5,215,220 A 6/1993 Kreiseder et al. .... 222/83  
D349,648 S \* 8/1994 Tirrell et al. .... D9/439  
5,680,953 A 10/1997 Baughman

**DESCRIPTION**

FIG. 1 is a perspective view of a plastic plug with overcap, showing my new design;  
FIG. 2 is a front elevational view thereof; the rear elevational view and the left and right side elevational views being the same;  
FIG. 3 is a top plan view thereof; and,  
FIG. 4 is a bottom plan view thereof.  
In FIGS. 1 and 3, the broken lines consisting of two short dashes followed by a long dash show surface shading indicating an edge with a slight radius.  
In FIG. 2, the broken lines around the perimeter of the plug show the threads of the plug in elevation.  
In FIG. 4, the five concentric circles drawn in broken lines in the center of the inside of the plug depict environmental subject matter only and form no part of the claimed design. The remaining broken lines show surface shading.

**1 Claim, 2 Drawing Sheets**



# US D564,879 S

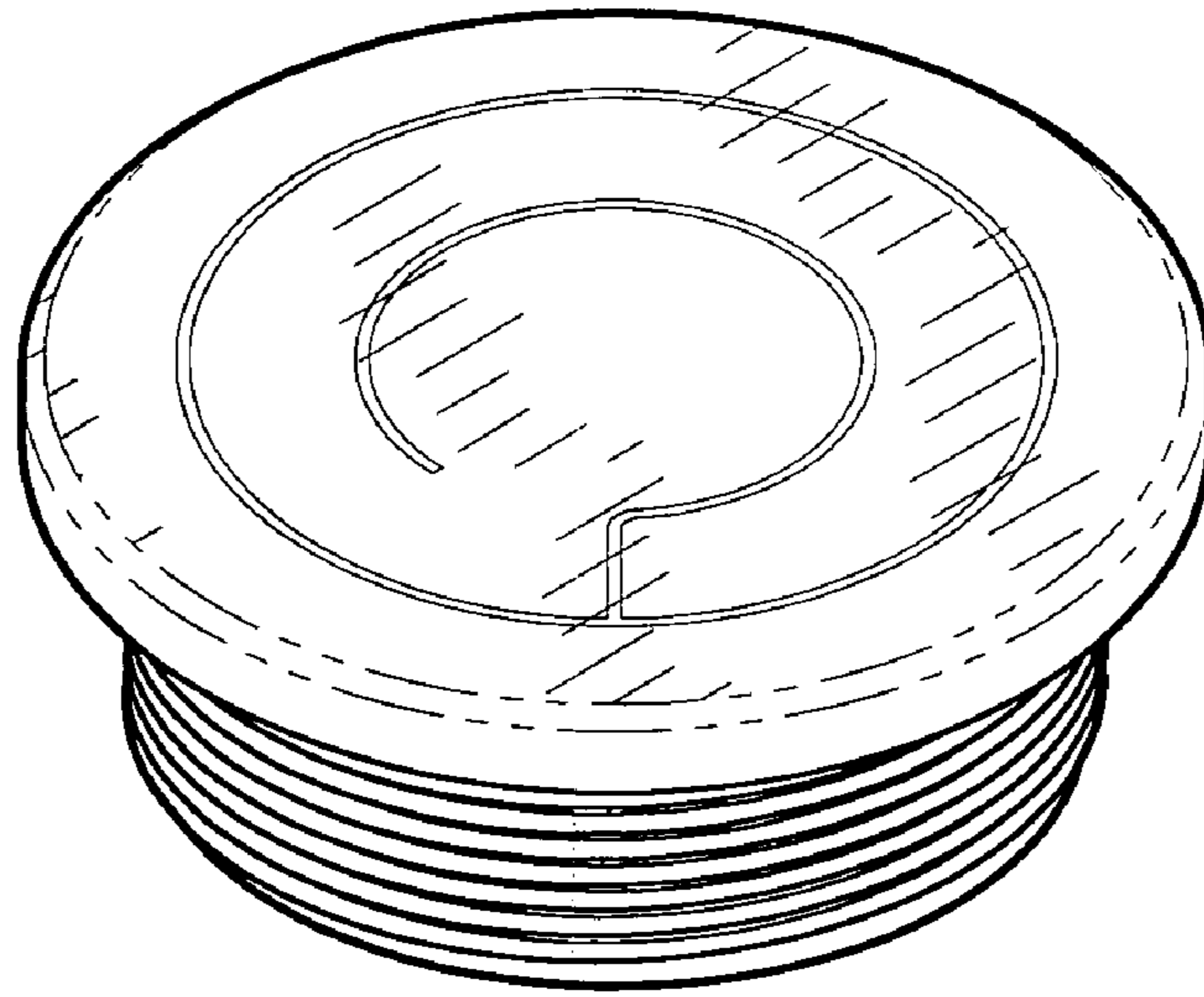
Page 2

---


## U.S. PATENT DOCUMENTS

5,996,833	A	12/1999	Lencioni et al. ....	220/257	6,968,968	B2	11/2005	Buckley et al. ....	220/257.1
6,247,605	B1	6/2001	Fujie et al. ....	215/256	2003/0071007	A1	4/2003	Ma et al. ....	215/252
6,360,908	B1	3/2002	Kline .....	220/257	2005/0056645	A1*	3/2005	Buckley et al. ....	220/257.1
6,726,048	B2	4/2004	Dwinell et al.		2005/0133508	A1	6/2005	Landis et al.	


\* cited by examiner



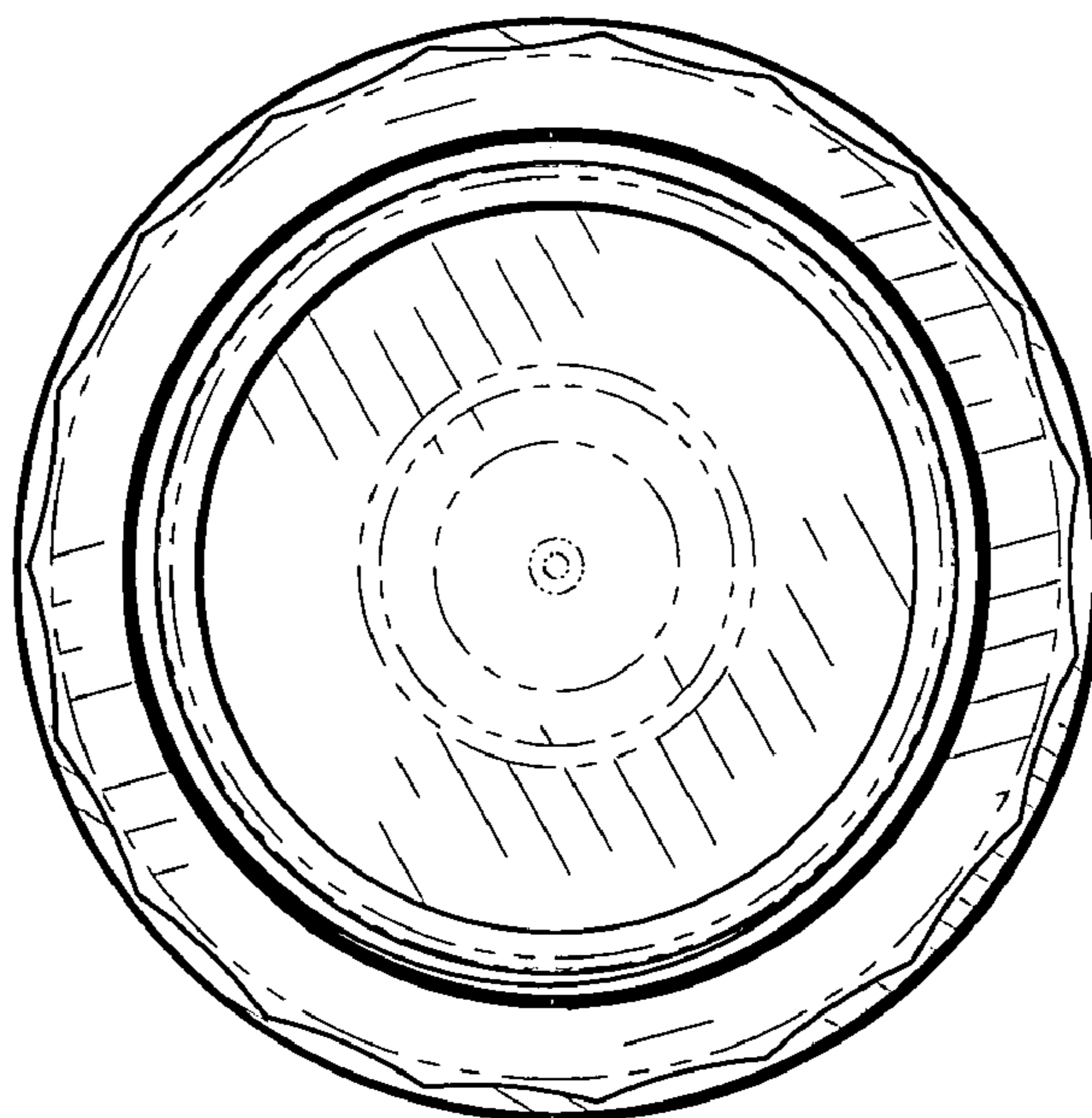
**Fig. 1**



**Fig. 2**



**Fig. 3**



**Fig. 4**