



US00D564866S

(12) **United States Design Patent** (10) **Patent No.:** **US D564,866 S**
Ellery (45) **Date of Patent:** **** Mar. 25, 2008**

(54) **PIPE HANGER**

(75) Inventor: **Michael K. Ellery**, West Warwick, RI (US)

(73) Assignee: **Cramik Enterprises, Inc.**, Westerly, RI (US)

(**) Term: **14 Years**

(21) Appl. No.: **29/284,350**

(22) Filed: **Sep. 6, 2007**

(51) **LOC (8) Cl.** **08-05**

(52) **U.S. Cl.** **D8/373**

(58) **Field of Classification Search** D8/373,
D8/380; 248/58-59, 61-62

See application file for complete search history.

(56) **References Cited**

U.S. PATENT DOCUMENTS

3,273,837	A	9/1966	Willert et al.	
3,517,901	A *	6/1970	Jenkins	248/59
3,559,910	A *	2/1971	Babb	248/59
4,407,478	A	10/1983	Hodges	
4,478,381	A	10/1984	Pittion et al.	
4,730,800	A *	3/1988	Engman	248/67
D307,541	S	5/1990	Tres	
5,040,751	A	8/1991	Holub	
5,221,064	A	6/1993	Hodges	
5,385,320	A	1/1995	Ismert et al.	
5,542,631	A	8/1996	Bruno	
D382,195	S	8/1997	Ekern	
D390,775	S *	2/1998	DePietro	D8/373
D392,553	S	3/1998	Dill	
5,890,683	A	4/1999	DePietro	

D433,927	S	11/2000	Ellery	
D448,657	S	10/2001	Calvert	
D477,212	S *	7/2003	Ellery	D8/380
2007/0040074	A1 *	2/2007	Humber et al.	248/58

FOREIGN PATENT DOCUMENTS

WO 2005054735 A1 6/2005

OTHER PUBLICATIONS

<http://www.ellispatents.co.uk/pipeclamps.html>.

* cited by examiner

Primary Examiner—Holly H. Baynham

(74) *Attorney, Agent, or Firm*—Barlow, Josephs & Holmes, Ltd.

(57) **CLAIM**

The ornamental design for a pipe hanger, as shown and described.

DESCRIPTION

FIG. 1 is a perspective view of pipe hanger, showing my new design;

FIG. 2 is a right side view thereof;

FIG. 3 is a left side view thereof;

FIG. 4 is a top view thereof;

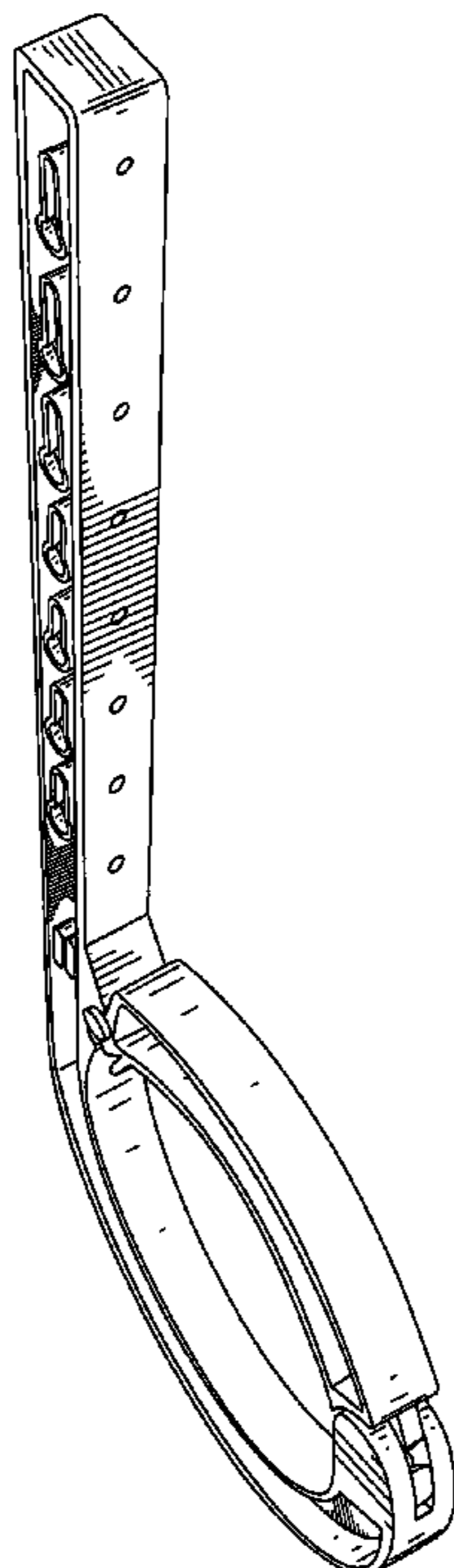
FIG. 5 is a bottom view thereof;

FIG. 6 is a front view thereof;

FIG. 7 is a rear view thereof; and,

FIG. 8 is a perspective view of my design of FIG. 1 with the clamping member of the pipe hanger in an alternate position.

1 Claim, 5 Drawing Sheets



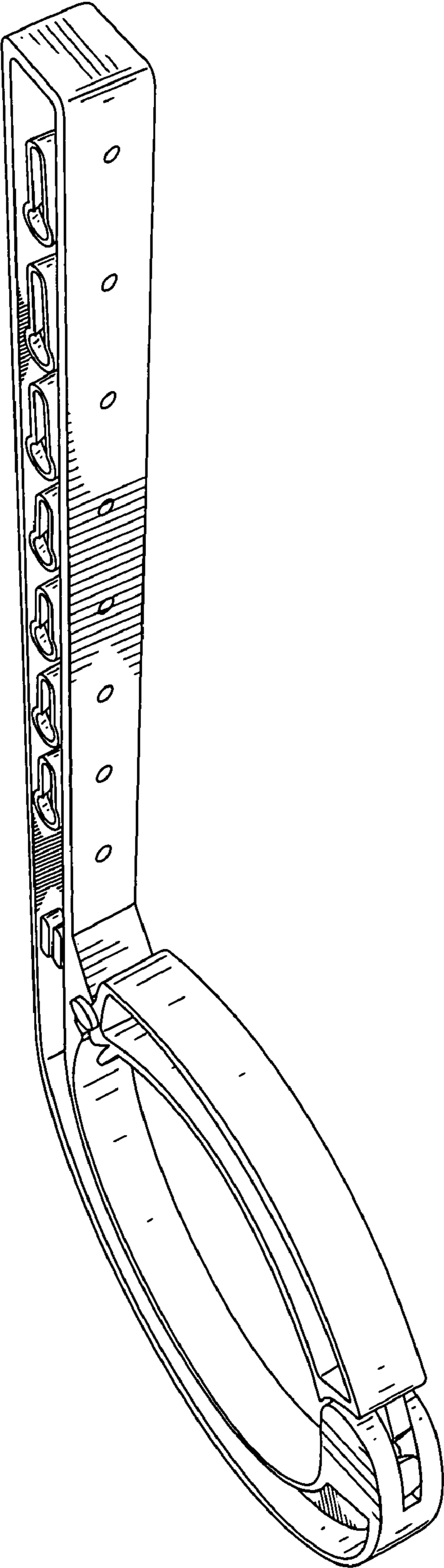


FIG. 1




FIG. 2

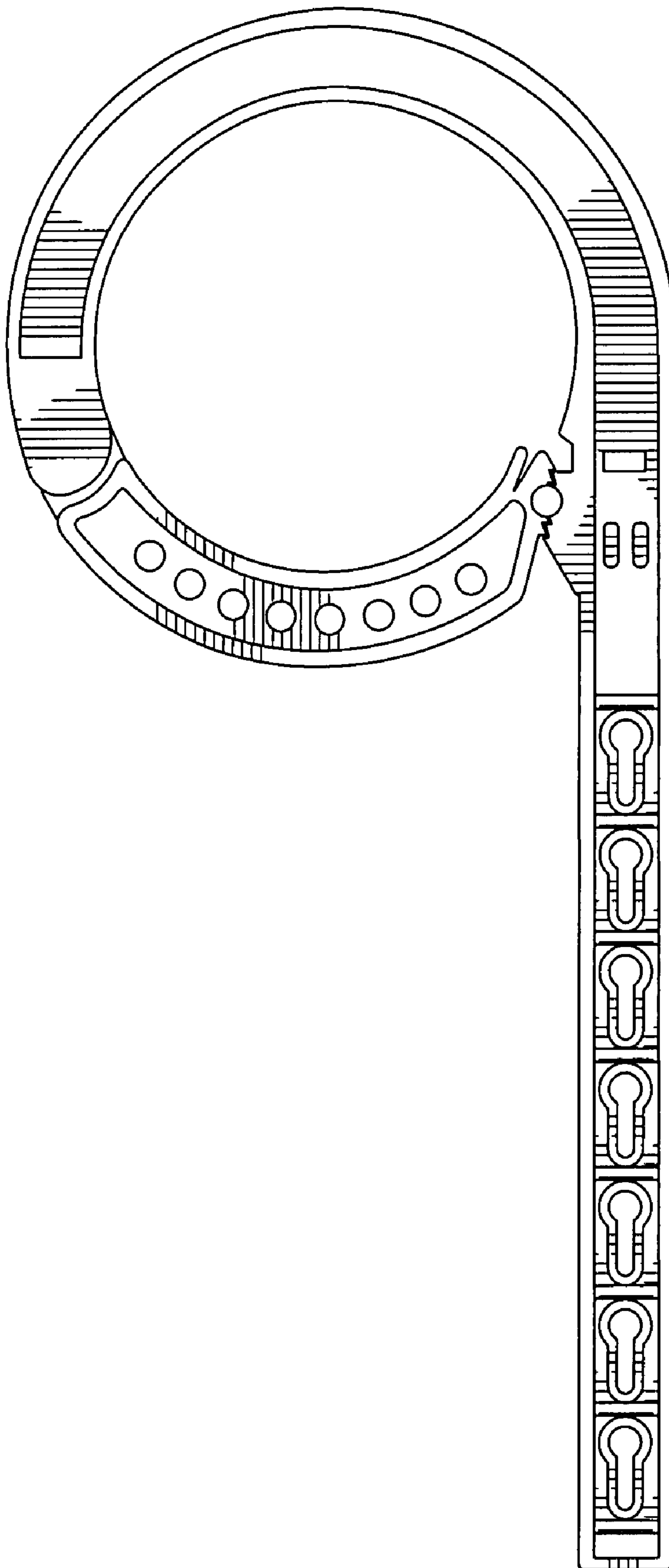


FIG. 3



FIG. 4



FIG. 5



FIG. 6

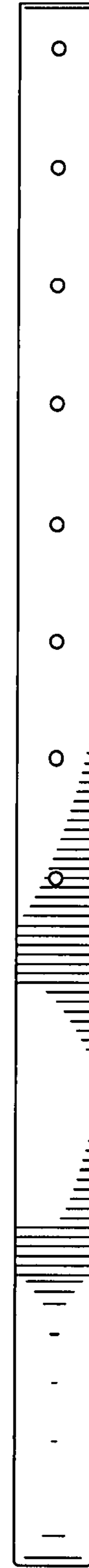


FIG. 7

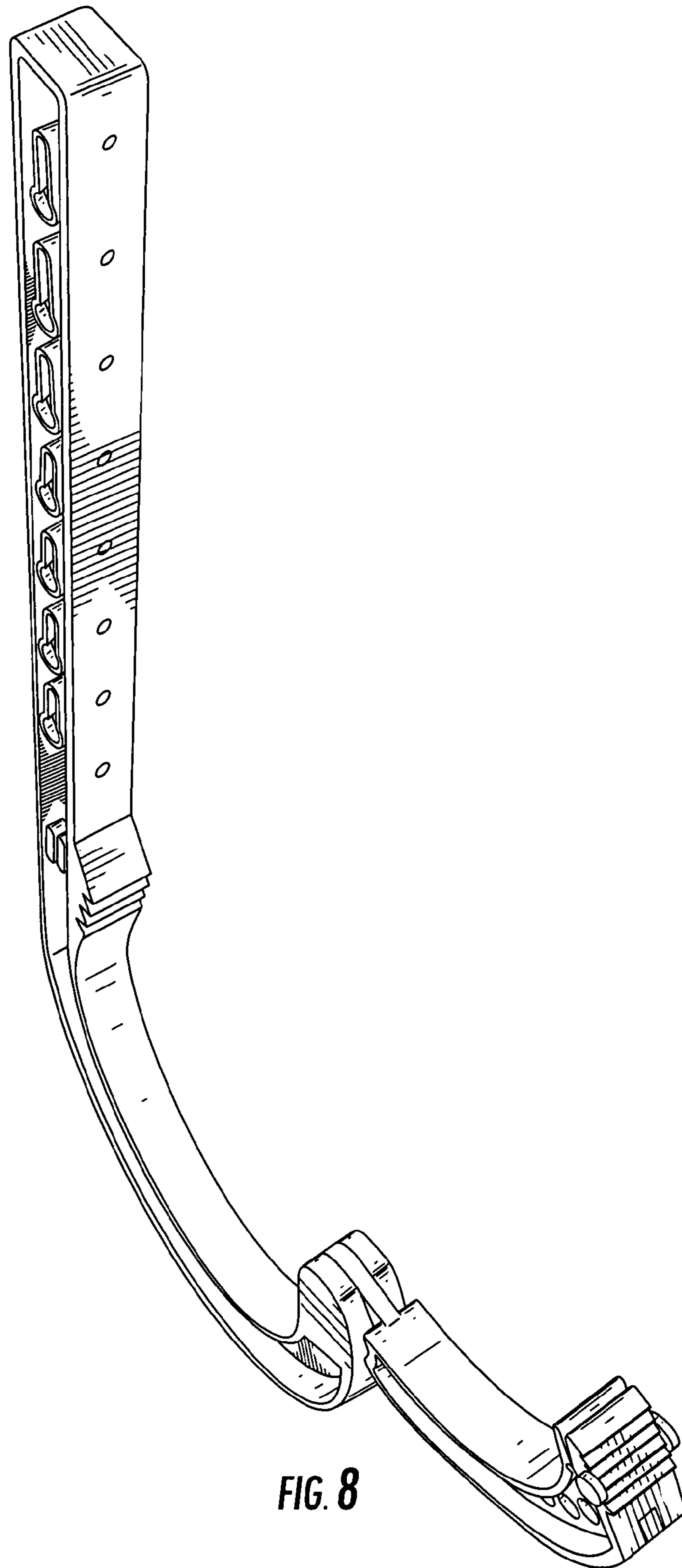


FIG. 8