



US00D564861S

(12) **United States Design Patent** (10) **Patent No.:** **US D564,861 S**
Lemaire (45) **Date of Patent:** **** Mar. 25, 2008**

(54) **DECORATIVE WALLPLATE**

(75) Inventor: **Charles A. Lemaire**, Apple Valley, MN (US)

(73) Assignee: **Mechanical Answers LLC**, Renton, WA (US)

(**) Term: **14 Years**

(21) Appl. No.: **29/239,500**

(22) Filed: **Sep. 29, 2005**

Related U.S. Application Data

(62) Division of application No. 11/094,631, filed on Mar. 29, 2005, now Pat. No. 7,278,878.

(51) **LOC (8) Cl.** **11-05**

(52) **U.S. Cl.** **D8/353**

(58) **Field of Classification Search** D8/350-353;
D10/123, 108, 125; D13/169, 171, 156,
D13/174, 158, 162, 177, 184; 200/304, 330;
40/729, 732; 250/462; 174/66, 67
See application file for complete search history.

(56) **References Cited**

U.S. PATENT DOCUMENTS

824,700 A	7/1906	Avery	
1,171,914 A	2/1916	Wright	
D61,027 S	6/1922	Benjamin	
D87,428 S	7/1932	Cahn	
2,097,346 A	10/1937	Russel et al.	
D126,590 S	4/1941	Lewin	
D130,827 S	12/1941	O'Brien	
3,859,480 A *	1/1975	Birkner et al.	381/152
3,908,109 A	9/1975	Studebaker	
D256,015 S *	7/1980	Doherty	D14/224
D274,808 S	7/1984	Schwartz	
D287,358 S	12/1986	Schwartz	
4,876,136 A *	10/1989	Chang et al.	428/130
4,974,844 A	12/1990	Richards	
5,078,614 A	1/1992	Shotey	
5,087,207 A	2/1992	Byrne	
5,129,545 A *	7/1992	Parks	221/34

D340,718 S *	10/1993	Leger et al.	D14/224
D351,099 S *	10/1994	Flasz	D8/353
D360,873 S	8/1995	Starec et al.	
5,484,299 A	1/1996	Schlessinger	
5,540,354 A *	7/1996	Annand	221/52
D376,501 S *	12/1996	Spaseska	D6/518
5,594,208 A	1/1997	Cancellieri et al.	
5,601,455 A	2/1997	Bagga	

(Continued)

OTHER PUBLICATIONS

Pass and Seymour (Legrand), "Communication Plates TP11-W", "web address for document equals <http://www.passandseymour.com/pdf/S30.pdf>", date ?.

Primary Examiner—Stella M. Reid

Assistant Examiner—Mark Goodwin

(74) *Attorney, Agent, or Firm*—Charles A. Lemaire; Lemaire Patent Law Firm, P.L.L.C.

(57) **CLAIM**

The ornamental design for a decorative wallplate, as shown and described.

DESCRIPTION

FIG. 1 shows a top view of the decorative wallplate showing the new design;

FIG. 2 shows an angled top-front view thereof;

FIG. 3 is a front view thereof;

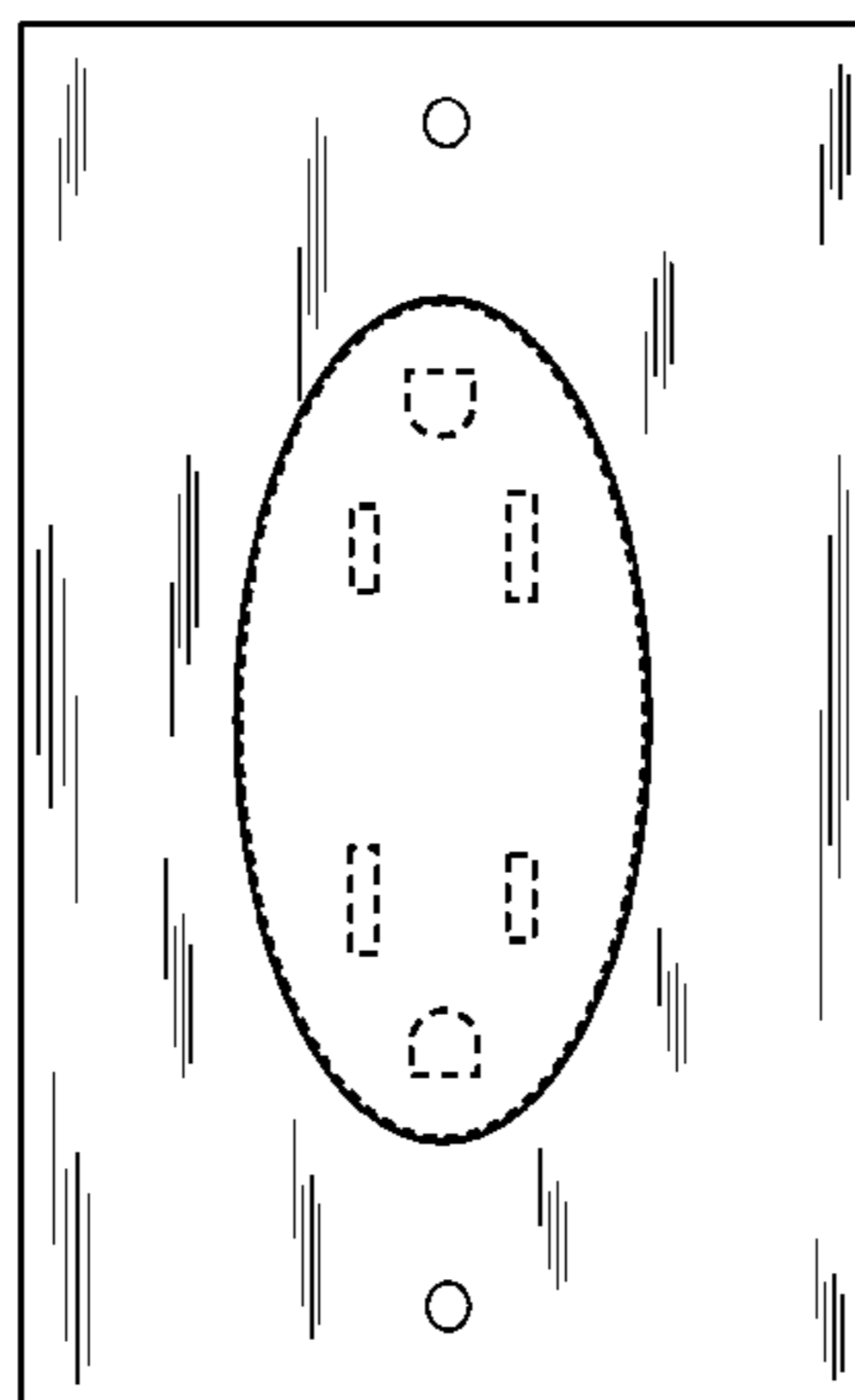
FIG. 4 shows an angled front-side view thereof;

FIG. 5 shows a side view thereof; and,

FIG. 6 front view thereof, showing an environment that includes a receptacle, which is not part of the present design.

The broken line showing in FIGS. 1-6 is included for the purpose of illustrating environmental structure and forms no part of the claimed design.

1 Claim, 1 Drawing Sheet



US D564,861 S

Page 2

U.S. PATENT DOCUMENTS

D379,796 S	6/1997	Bagga		D464,329 S	10/2002	Mainiero	
5,837,937 A *	11/1998	Reese et al.	174/66	D473,447 S *	4/2003	Luu	D8/352
D402,186 S	12/1998	Pearse		6,638,074 B1	10/2003	Fisher	
D404,770 S	1/1999	Meade et al.		6,648,172 B2 *	11/2003	Leighton et al.	221/35
D405,763 S	2/1999	Crane et al.		6,710,274 B2	3/2004	Whetzel et al.	
5,899,761 A	5/1999	Crane et al.		D498,213 S	11/2004	Savicki, Jr. et al.	
D411,168 S	6/1999	Rossman et al.		6,817,873 B1	11/2004	Gorman	
5,967,815 A	10/1999	Schlessinger et al.		D500,808 S	1/2005	Howard	
5,998,735 A	12/1999	Patterson, Jr.		6,840,648 B2	1/2005	Bryant et al.	
D421,966 S	3/2000	Allen et al.		6,854,226 B2	2/2005	Cole et al.	
6,107,585 A	8/2000	Gehr		6,894,221 B2	5/2005	Gorman	
D430,478 S *	9/2000	De brey et al.	D8/353	6,957,012 B2	10/2005	He et al.	
D434,002 S	11/2000	Rossman et al.		6,979,212 B1	12/2005	Gorman	
D434,393 S	11/2000	Gehr		6,986,674 B1	1/2006	Gorman	
6,281,440 B1 *	8/2001	Baldwin et al.	174/66	7,001,211 B2	2/2006	Lichtscheidl et al.	
D447,332 S	9/2001	Pisarevsky		2002/0052139 A1 *	5/2002	Gorman	439/557
6,302,743 B1	10/2001	Chiu et al.		2003/0226681 A1	12/2003	Lindenstrauss et al.	
D450,037 S	11/2001	Yu		2004/0256134 A1	12/2004	Jolley	
D450,038 S	11/2001	Yu		2005/0054243 A1	3/2005	Adams et al.	
6,341,981 B1 *	1/2002	Gorman	439/535	2005/0122666 A1	6/2005	Schmieta et al.	
D456,652 S *	5/2002	Smith	D6/518	2005/0236174 A1 *	10/2005	Morgan et al.	174/66
D459,624 S *	7/2002	Hsu	D6/518	2006/0131149 A1	6/2006	Mattarelli	
D462,550 S *	9/2002	Ong	D6/518				

* cited by examiner

FIG. 1




FIG. 2

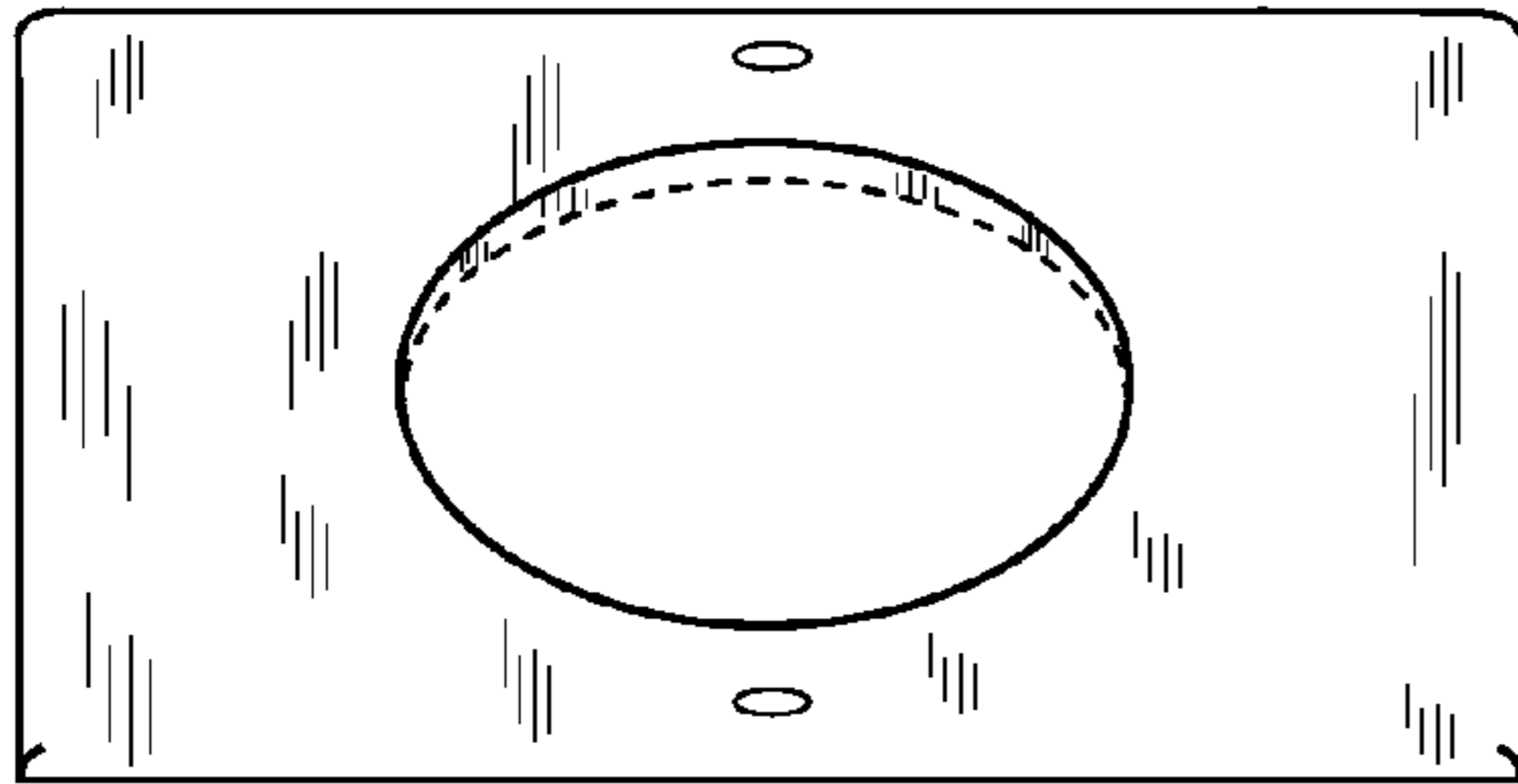


FIG. 3

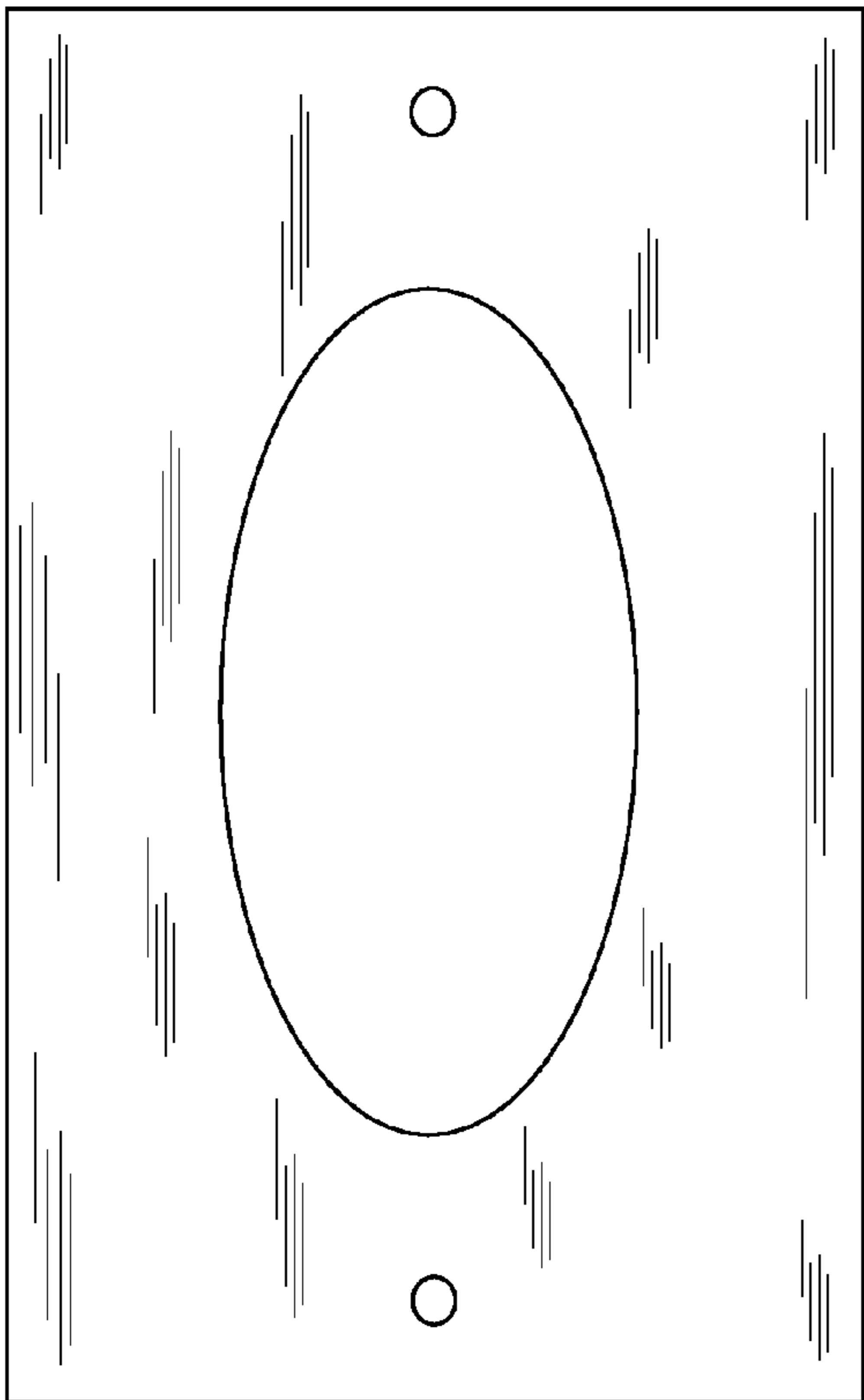


FIG. 6

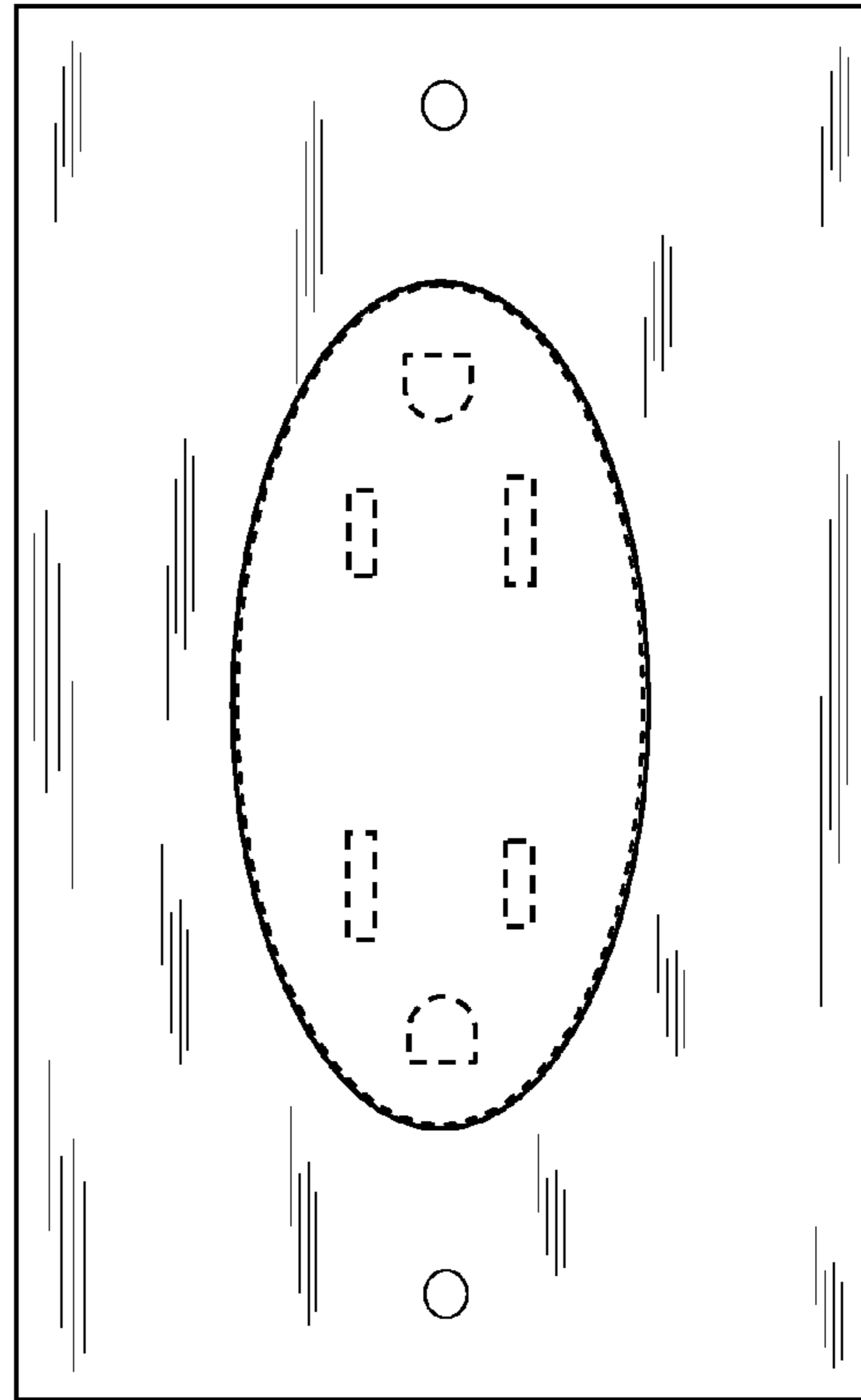


FIG. 4

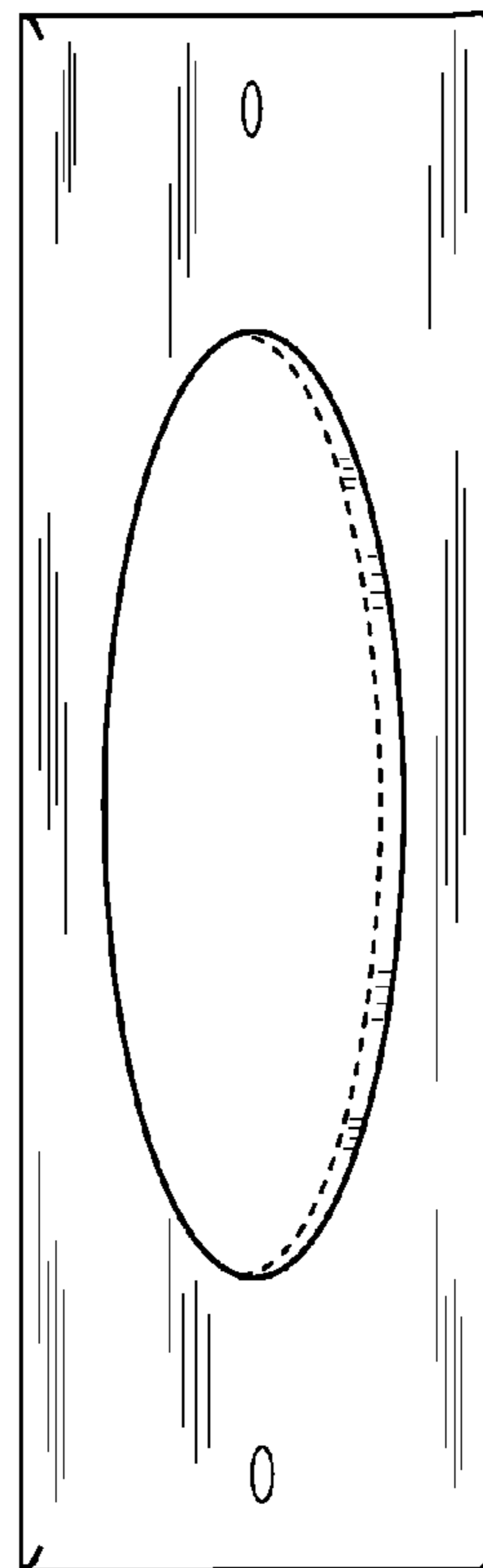


FIG. 5

