



US00D564850S

(12) **United States Design Patent** (10) **Patent No.:** **US D564,850 S**
Bakker (45) **Date of Patent:** **** Mar. 25, 2008**

(54) **PORTION OF A TOOL HOUSING**
(75) Inventor: **Rients Mathijs Bakker**, Shanghai (CN)
(73) Assignee: **Jinding Group Co., Ltd.**, Shanghai (CN)
(**) Term: **14 Years**

D375,439 S 11/1996 Niwa et al.
5,588,213 A 12/1996 Swanberg
D378,727 S * 4/1997 Kikuchi D8/61
5,671,789 A 9/1997 Stolzer et al.
5,694,992 A 12/1997 Kikuchi
5,784,789 A 7/1998 Vargas
D400,771 S 11/1998 Smith et al.

(21) Appl. No.: **29/249,192**
(22) Filed: **Sep. 26, 2006**

(Continued)

FOREIGN PATENT DOCUMENTS

EP 000257951-0001 2/2005

(51) **LOC (8) Cl.** **08-04**
(52) **U.S. Cl.** **D8/61**
(58) **Field of Classification Search** D8/61,
D8/62, 68, 70, 64, 80, 83, 107; D13/103;
81/473; 173/168, 169, 170, 176, 177, 178,
173/181, 216, 217; 310/50

OTHER PUBLICATIONS

Ferm Cordless Multi Garden Tool, available at <http://www.ferm.com/nl/39>, (Jul. 25, 2006), 4 pages.

See application file for complete search history.

(Continued)

Primary Examiner—Cathron C. Brooks
Assistant Examiner—Austin Murphy
(74) *Attorney, Agent, or Firm*—Alston & Bird LLP

(56) **References Cited**

U.S. PATENT DOCUMENTS

4,545,121 A 10/1985 Armbruster et al.
4,584,772 A 4/1986 Bergler
4,711,055 A 12/1987 Mickos
4,729,698 A 3/1988 Haddon
4,730,396 A 3/1988 Nishioka
4,799,416 A 1/1989 Kumasaka et al.
4,805,504 A 2/1989 Fushiya et al.
D302,785 S 8/1989 Cuningham
4,858,661 A 8/1989 Bosten et al.
D306,126 S 2/1990 Arehart et al.
4,913,204 A 4/1990 Moores et al.
D310,008 S 8/1990 Reiferscheid et al.
D315,281 S 3/1991 Bosten et al.
D317,110 S 5/1991 Arehart
5,033,192 A 7/1991 Franz et al.
5,129,300 A 7/1992 Kawakami
D328,842 S 8/1992 Whitman
5,184,534 A 2/1993 Lee
D350,468 S 9/1994 Chunn et al.
5,370,026 A 12/1994 Cavagna
5,383,275 A 1/1995 Hild et al.
5,429,162 A 7/1995 Bonnett
5,491,963 A 2/1996 Jerez

(57) **CLAIM**

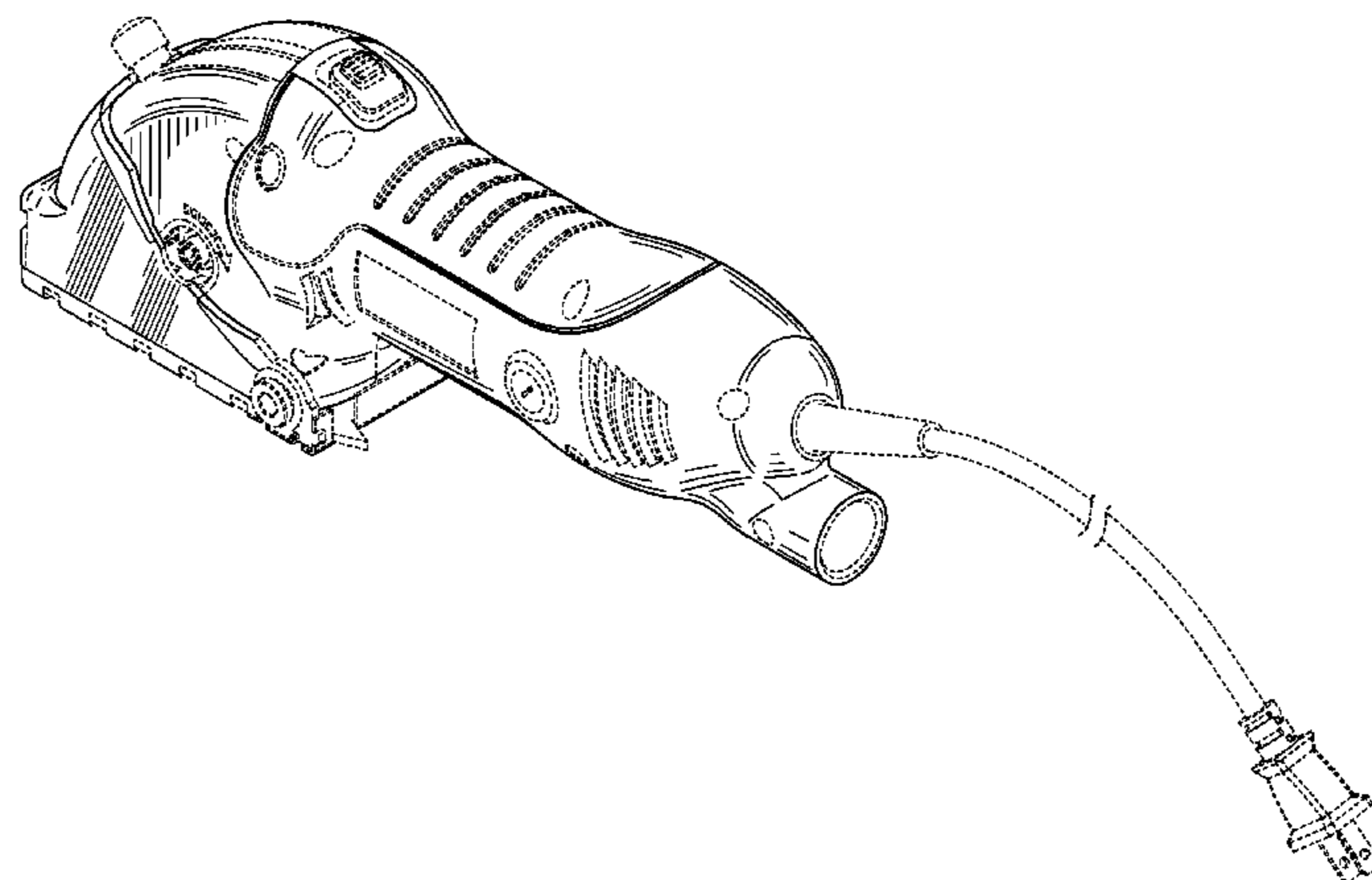
The ornamental design for a portion of a tool housing, as shown and described.

DESCRIPTION

FIG. 1 is a perspective view of a portion of a tool housing according to an embodiment of the present invention;
FIG. 2 is a right side elevation view thereof;
FIG. 3 is a left side elevation view thereof;
FIG. 4 is a top view thereof;
FIG. 5 is a bottom view thereof;
FIG. 6 is a front elevation view thereof; and,
FIG. 7 is a rear elevation view thereof.

The broken lines shown herein are for illustrative purposes only and form no part of the claimed design.

1 Claim, 6 Drawing Sheets



US D564,850 S

Page 2

U.S. PATENT DOCUMENTS

5,865,230	A	2/1999	Smith et al.	
5,878,607	A	3/1999	Nunes et al.	
5,950,514	A	9/1999	Benedict et al.	
6,044,559	A	4/2000	Holst	
D423,898	S	5/2000	Kelley	
D428,787	S *	8/2000	Smolinski et al.	D8/70
6,125,896	A	10/2000	Smith et al.	
D433,907	S	11/2000	Fuchs et al.	
D446,431	S *	8/2001	Lui	D8/61
D446,432	S *	8/2001	Heun	D8/61
D446,433	S *	8/2001	Bass et al.	D8/62
D447,924	S *	9/2001	Neitzell et al.	D8/64
D456,232	S *	4/2002	Chen	D8/61
D456,683	S *	5/2002	Chen	D8/61
D465,981	S *	11/2002	Bass et al.	D8/62
D468,180	S *	1/2003	Bruno et al.	D8/64
D469,671	S *	2/2003	Prell et al.	D8/61
D471,781	S *	3/2003	Heun	D8/61
6,574,867	B1	6/2003	Bradshaw	
D477,203	S *	7/2003	Heun	D8/61
D477,758	S *	7/2003	Chunn et al.	D8/64
D484,016	S *	12/2003	Baker	D8/61
6,678,960	B2	1/2004	Williams	
6,735,875	B1	5/2004	Eslambolchi et al.	
6,757,982	B2	7/2004	Refson	
6,890,135	B2	5/2005	Kopras et al.	
6,896,451	B2	5/2005	Oberheim	
D507,730	S *	7/2005	Oles et al.	D8/61
D511,284	S *	11/2005	Henssler et al.	D8/61
6,971,297	B1	12/2005	Meredith et al.	
D530,171	S *	10/2006	Baker	D8/61
2002/0115395	A1	8/2002	Zayat	
2005/0155233	A1	7/2005	Chen	
2006/0053629	A1	3/2006	Martin	

OTHER PUBLICATIONS

500821_00001.jpg, available at http://www.1-2-3.tv/upload/tx_123tvproducts/500821_00001.jpg (visited Apr. 9, 2007 12:21 PM).

400430.jpg, available at <http://fi.byggstillbehor.com/produkter/bilder/400430.jpg> (visited Apr. 9, 2007 12:21 PM).

* cited by examiner

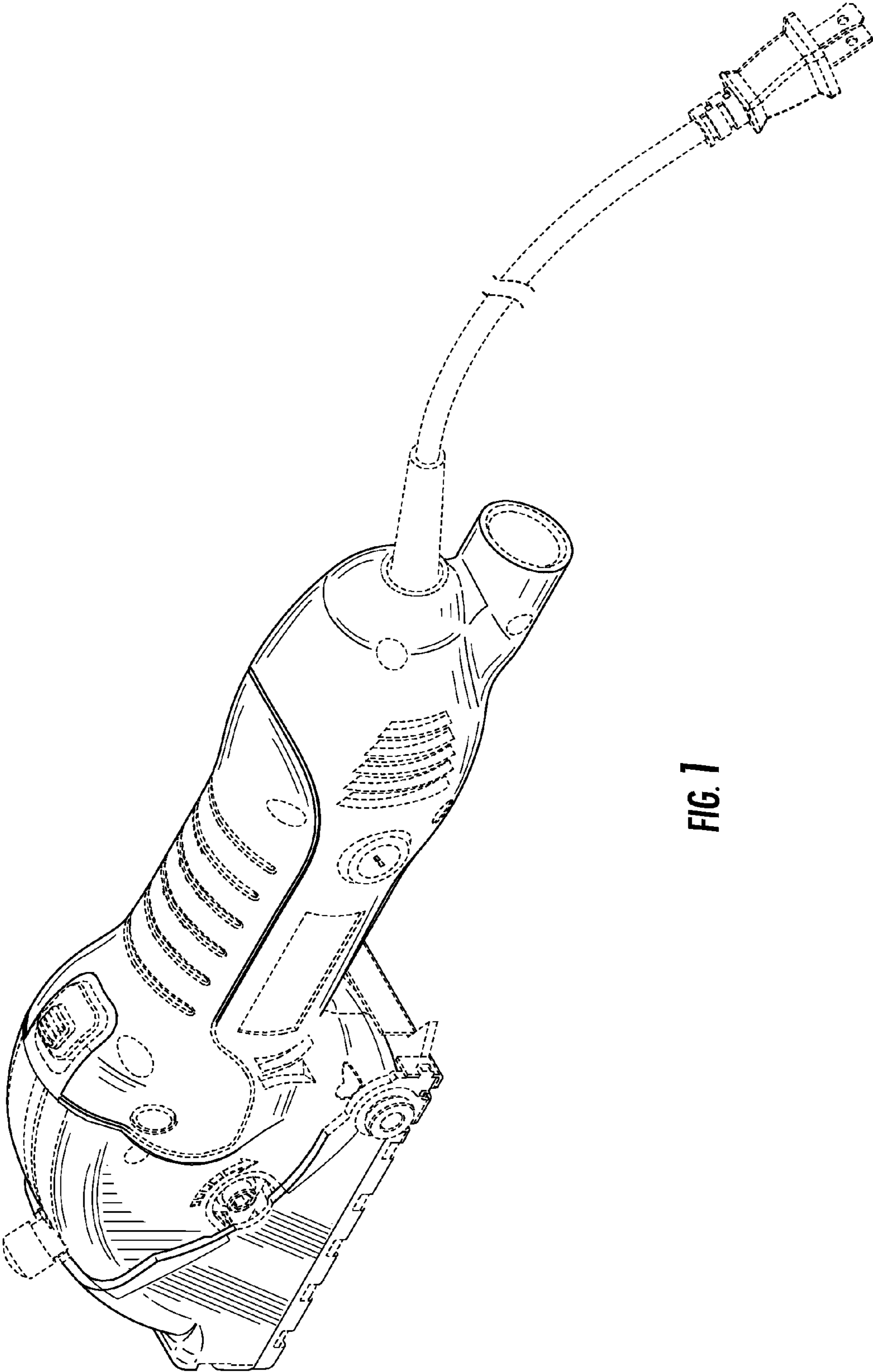


FIG. 1

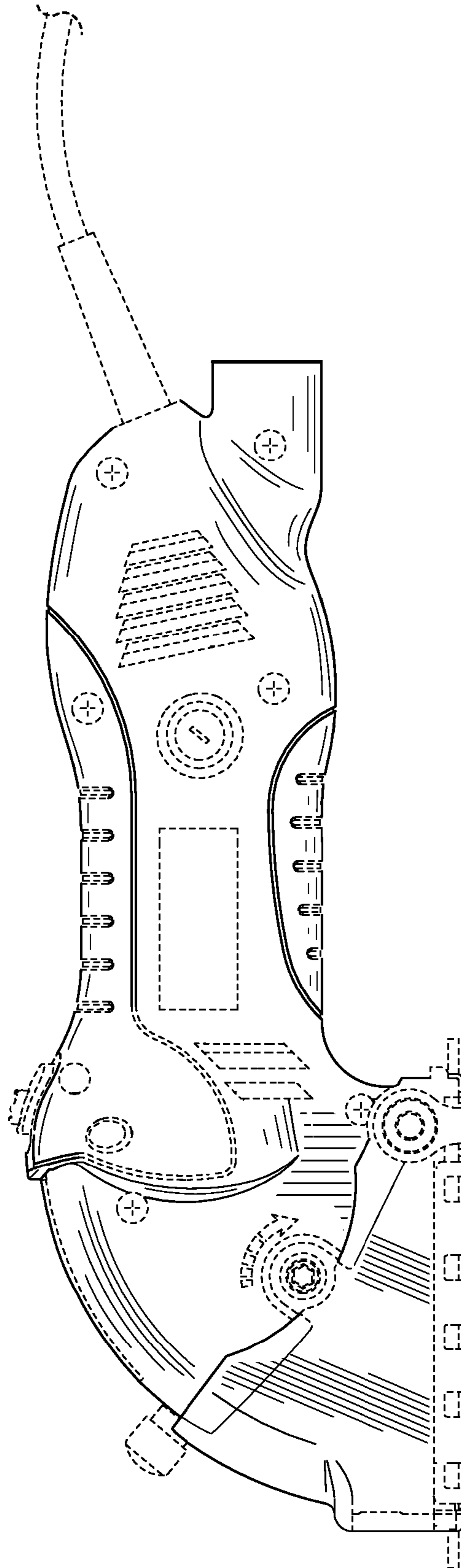


FIG. 2

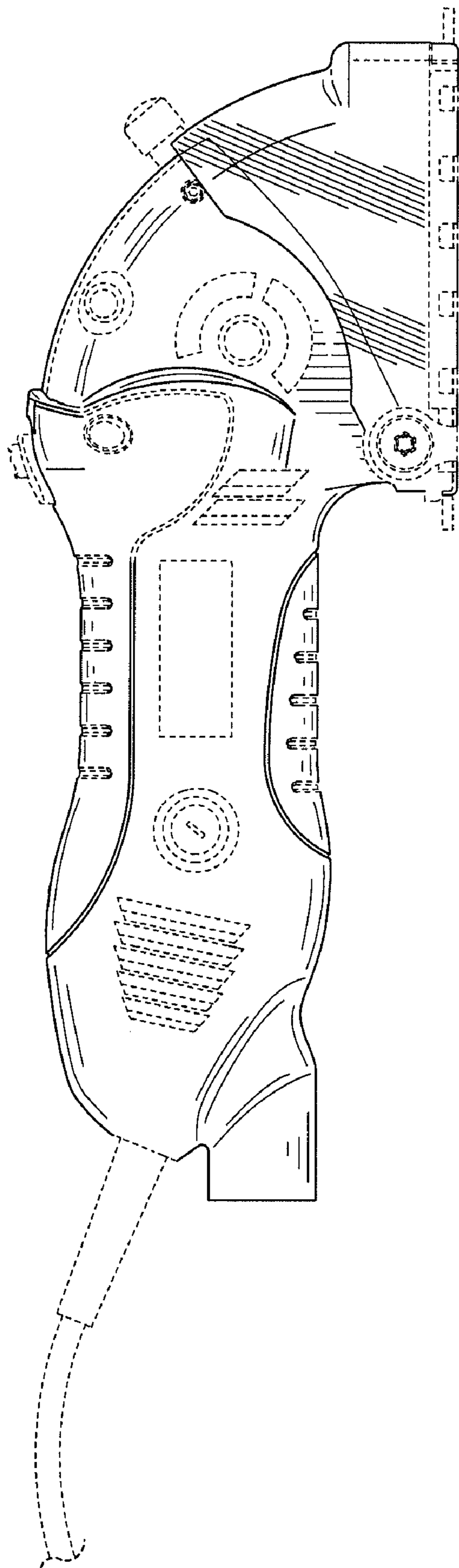


FIG. 3

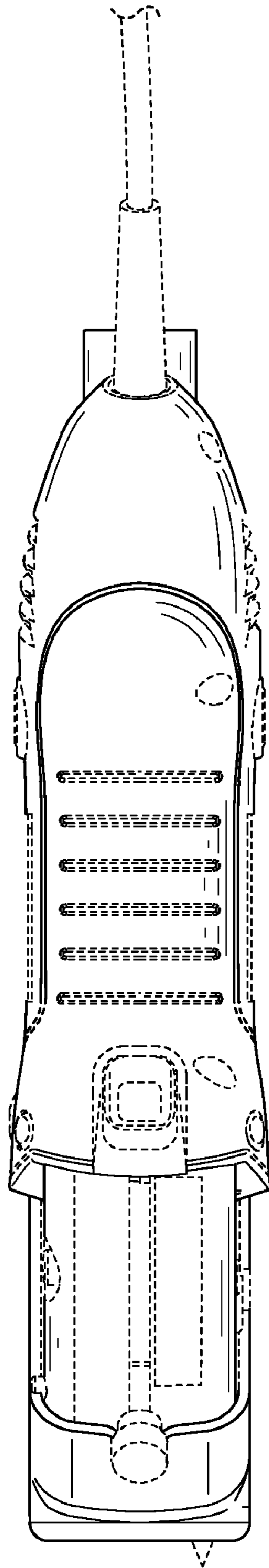


FIG. 4

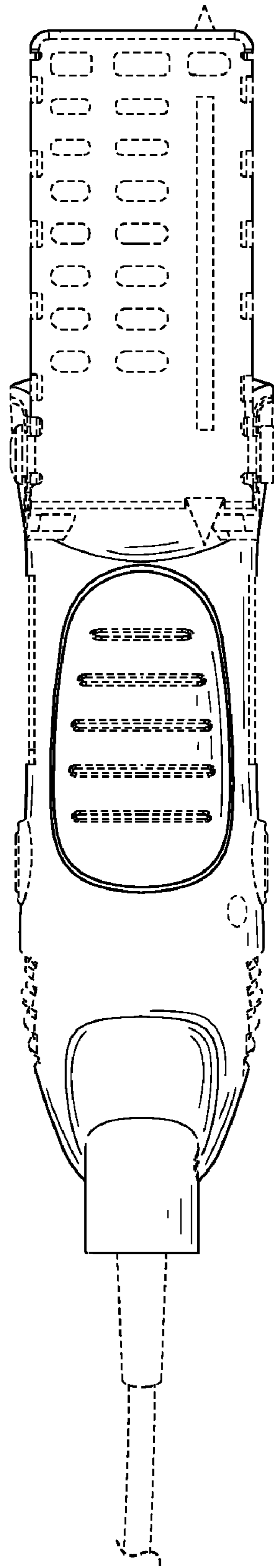


FIG. 5

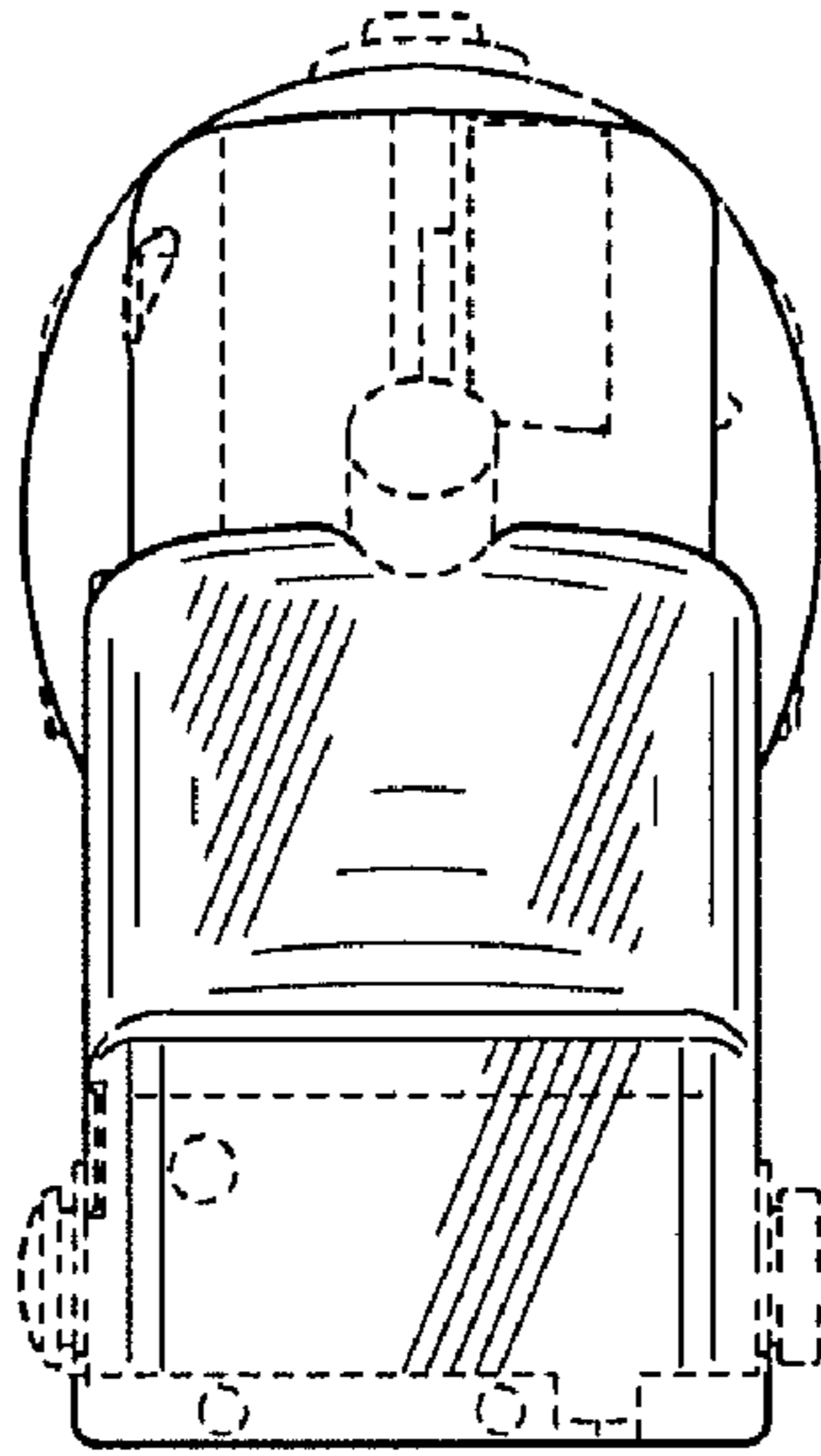


FIG. 6

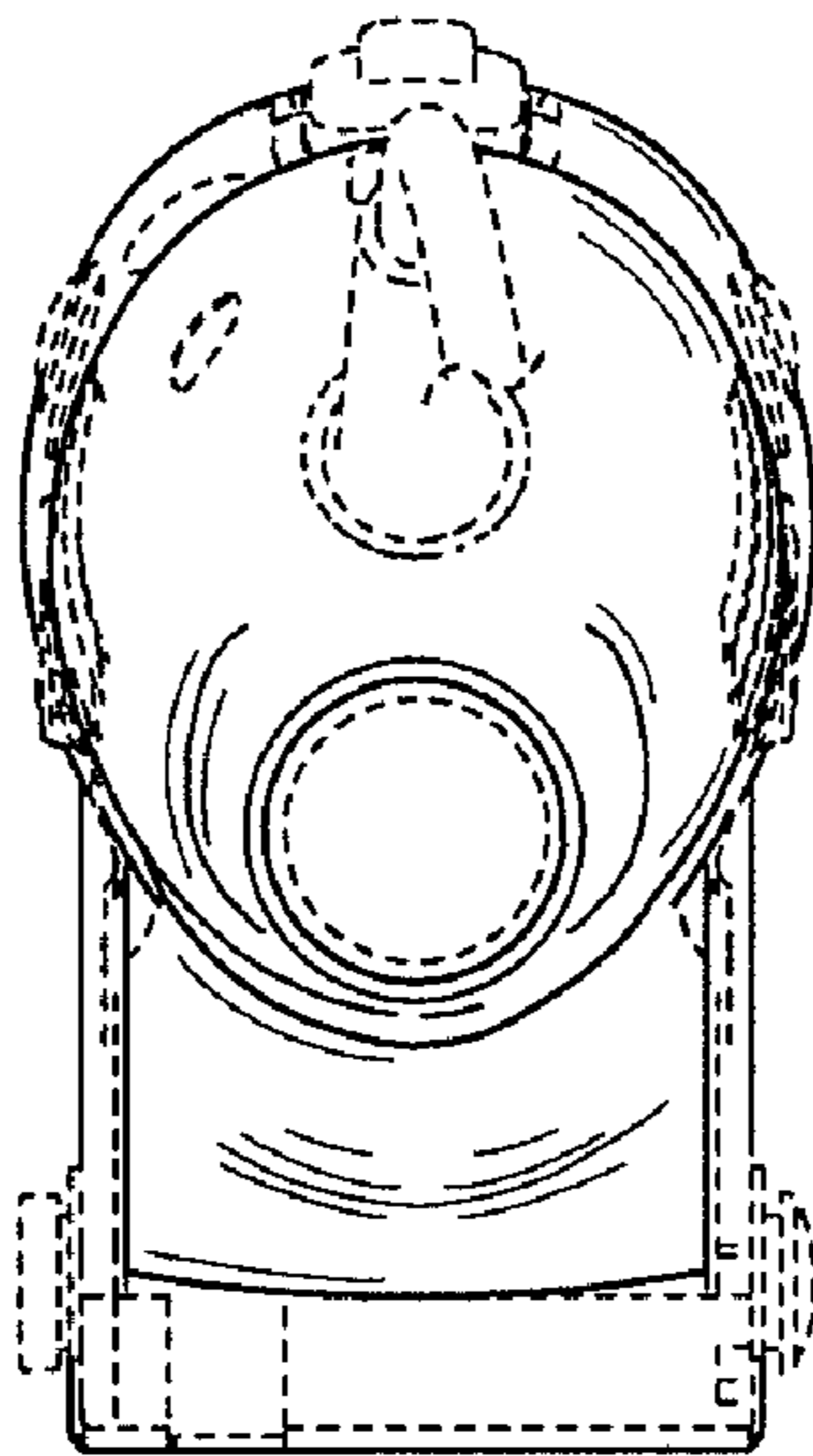


FIG. 7