



US00D564843S

(12) **United States Design Patent**  
**Frank**

(10) **Patent No.:** **US D564,843 S**

(45) **Date of Patent:** **\*\* Mar. 25, 2008**

(54) **SAUCER**

(75) Inventor: **Helmut Frank**, Mettlach (DE)

(73) Assignee: **Villeroy & Boch AG**, Mettlach (DE)

(\*\*) Term: **14 Years**

(21) Appl. No.: **29/288,486**

(22) Filed: **Jun. 12, 2007**

(30) **Foreign Application Priority Data**

Dec. 13, 2006 (EM) ..... 000637350

(51) **LOC (8) Cl.** ..... **07-01**

(52) **U.S. Cl.** ..... **D7/566; D7/587**

(58) **Field of Classification Search** ..... D7/316,  
D7/500, 503, 509, 554.2, 565, 566, 570, 584,  
D7/586, 587, 601, 602, 607, 624.1; D3/201,  
D3/315; D6/536; D9/423; 220/555, 560,  
220/574, 575

See application file for complete search history.

(56) **References Cited**

**U.S. PATENT DOCUMENTS**

D285,515 S \* 9/1986 Papciak ..... D7/509  
D415,933 S \* 11/1999 Cornelissen ..... D7/587  
D471,406 S \* 3/2003 Wellner ..... D7/584  
D473,106 S \* 4/2003 Scherer ..... D7/555

D473,758 S \* 4/2003 Wilson ..... D7/587  
D480,920 S \* 10/2003 Seiffert ..... D7/543  
D499,307 S \* 12/2004 Stilz et al. .... D7/587  
D504,799 S \* 5/2005 Lawson et al. .... D7/505  
D540,623 S \* 4/2007 Schreiber-Pethan et al. . D7/584  
D547,605 S \* 7/2007 Edelstein et al. .... D7/392.1  
D548,014 S \* 8/2007 Kell ..... D7/584  
D550,511 S \* 9/2007 Luft ..... D7/566

\* cited by examiner

*Primary Examiner*—Philip S. Hyder

*Assistant Examiner*—Cynthia Underwood

(74) *Attorney, Agent, or Firm*—Friedrich Kueffner

(57) **CLAIM**

The ornamental design for a saucer, as shown and described.

**DESCRIPTION**

FIG. 1 is a top view of a saucer showing my new design;

FIG. 2 is a bottom view thereof;

FIG. 3 is a perspective view thereof;


FIG. 4 is a front view thereof;

FIG. 5 is a side view thereof;

FIG. 6 is a back view thereof; and,

FIG. 7 is a another side view thereof.

**1 Claim, 2 Drawing Sheets**



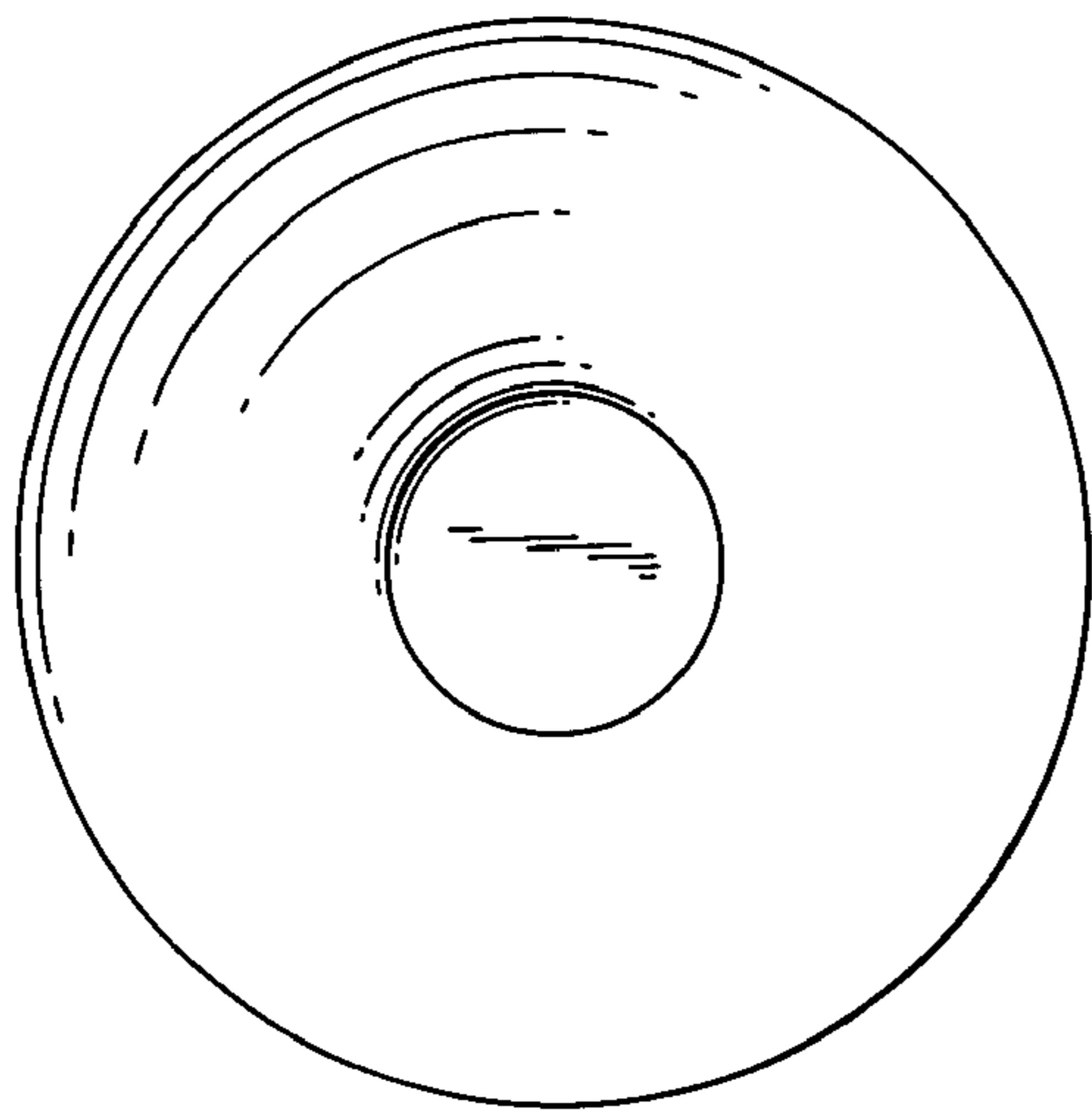


FIG. 1

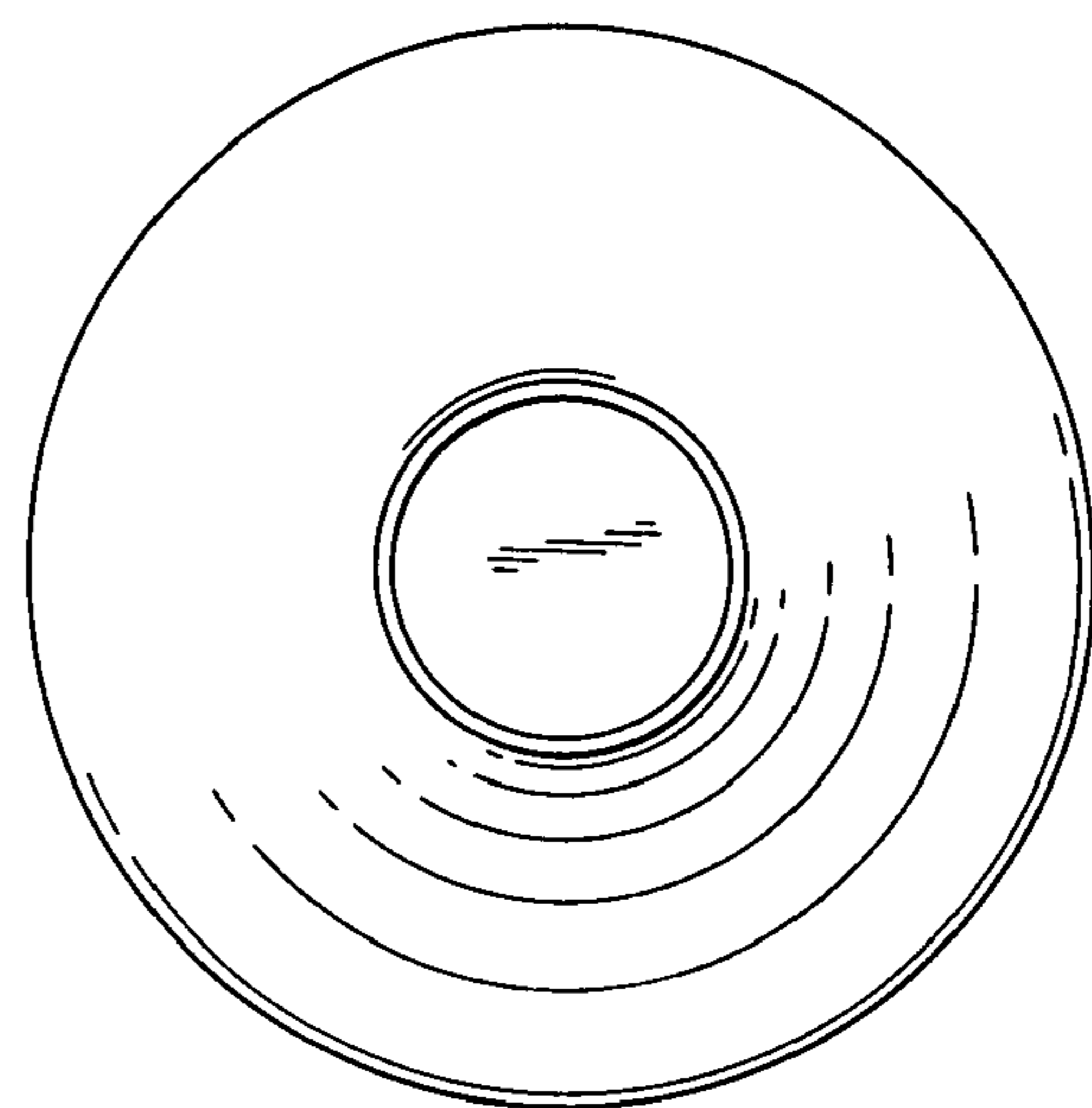


FIG. 2




FIG. 3




FIG. 4

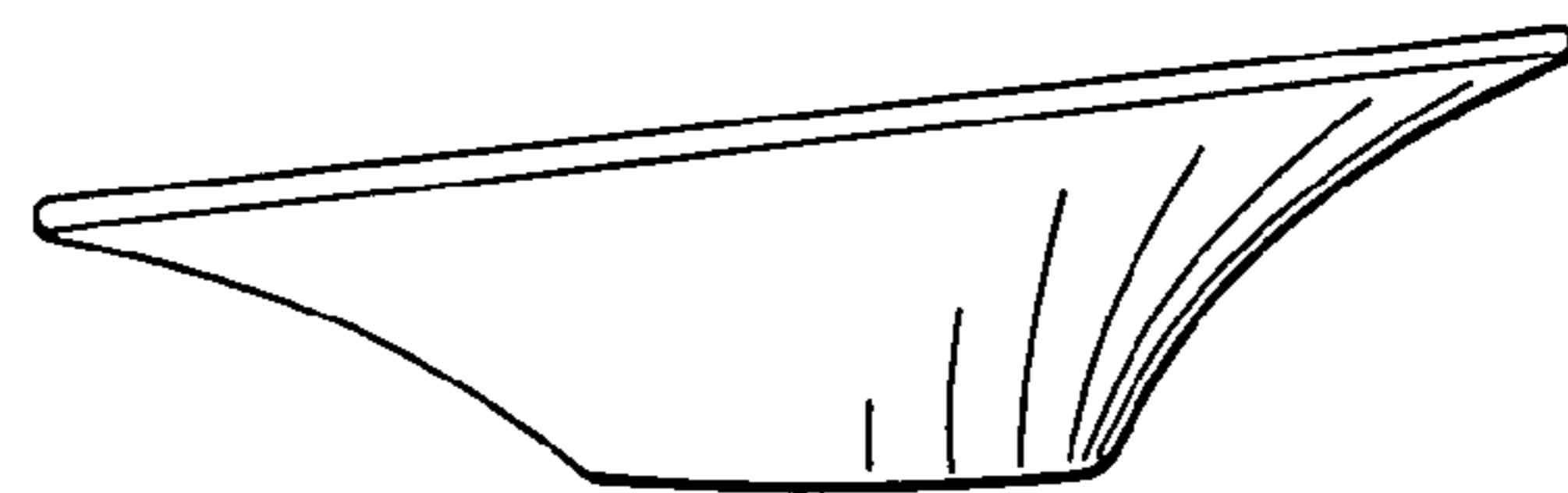


FIG. 5

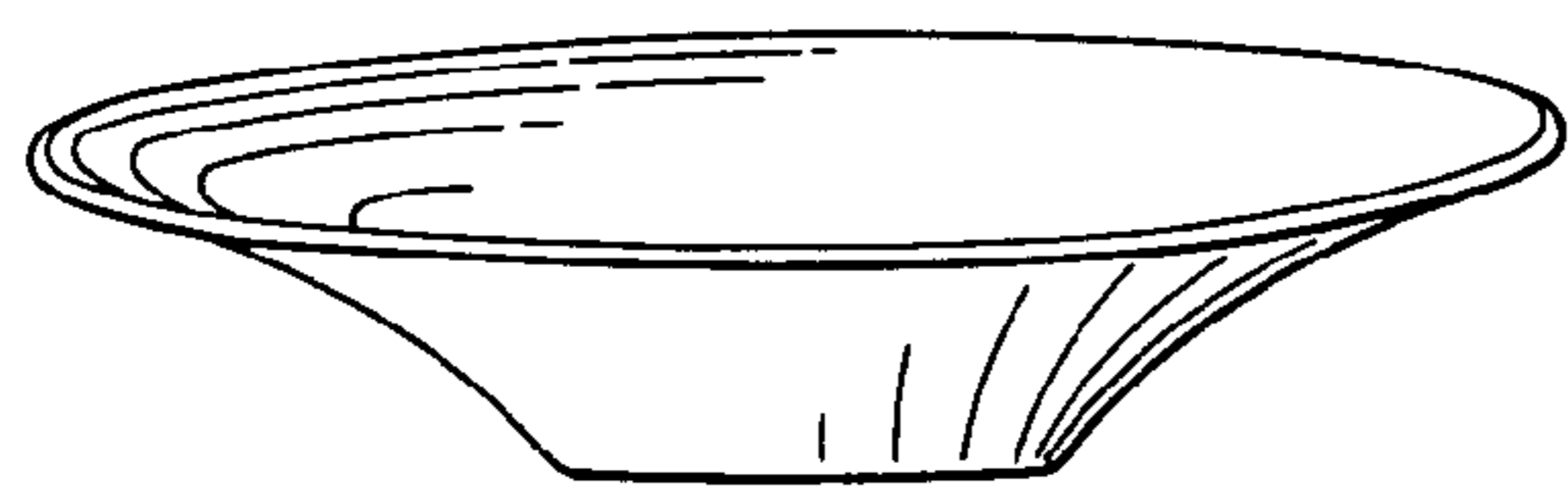


FIG. 6

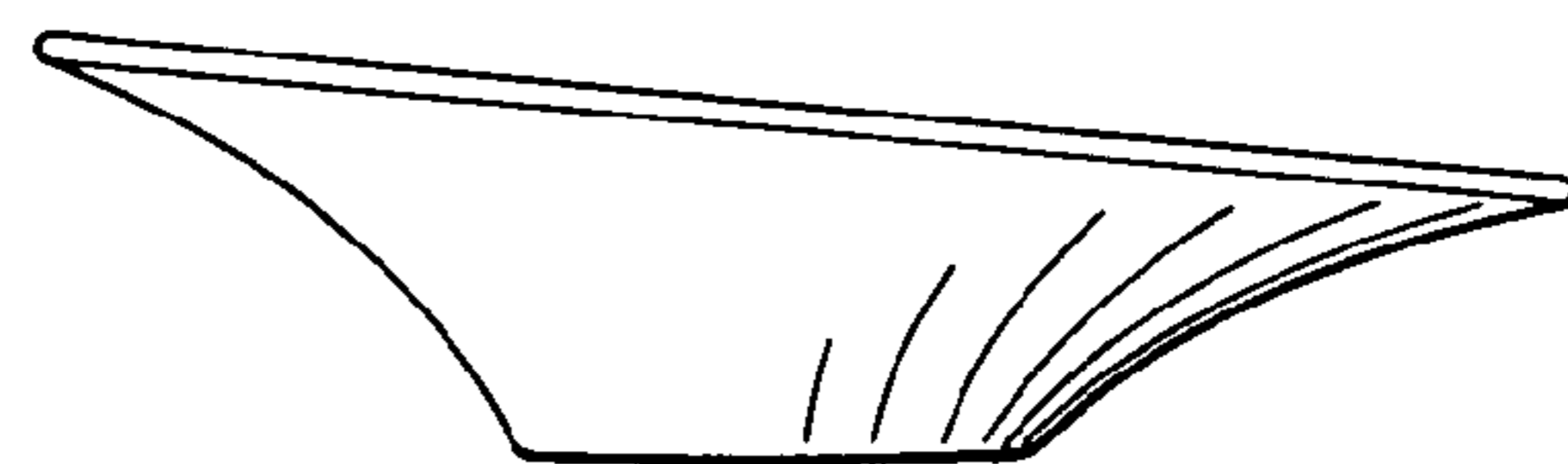


FIG. 7