



US00D564821S

(12) **United States Design Patent**  
**Yu et al.**

(10) **Patent No.:** **US D564,821 S**  
(45) **Date of Patent:** **\*\* Mar. 25, 2008**

(54) **WINDOW COVERING WITH SHADE  
PANELS HAVING FREE LOWER EDGES**

D518,988 S \* 4/2006 Strand et al. .... D6/575  
7,036,547 B1 \* 5/2006 Cheng et al. .... 160/84.04  
7,055,572 B2 \* 6/2006 Nien et al. .... 160/178.3

(75) Inventors: **Fu-Lai Yu**, Taipei Hsieh (TW);  
**Chin-Tien Huang**, Taipei Hsieh (TW);  
**Shun-Chi Yu**, Taipei Hsieh (TW)

\* cited by examiner

*Primary Examiner*—T. Chase Nelson  
*Assistant Examiner*—Barbara Blanton Lohr

(73) Assignee: **Teh Yor Co., Ltd.** (TW)

(74) *Attorney, Agent, or Firm*—Olson & Cepuritis, Ltd.

(\*\*) Term: **14 Years**

(57) **CLAIM**

(21) Appl. No.: **29/232,273**

The ornamental design for a window covering with shade panels having free lower edges, as shown and described.

(22) Filed: **Jun. 16, 2005**

**DESCRIPTION**

(51) **LOC (8) Cl.** ..... **06-10**

FIG. 1 is a front perspective view of a window covering with shade panels having free lower edges in a closed position.

(52) **U.S. Cl.** ..... **D6/575**

FIG. 2 is a rear perspective view of the window covering with shade panels having free lower edges of FIG. 1 in a closed position;

(58) **Field of Classification Search** ..... D6/575–581;  
160/84.04, 84.06, 89, 168.1 R, 172 R, 176.1 R,  
160/178.3

See application file for complete search history.

FIG. 3 is a left side elevational view of the window covering with shade panels having free lower edges of FIG. 1 in a closed position;

(56) **References Cited**

**U.S. PATENT DOCUMENTS**

4,473,101	A *	9/1984	Langelier	.....	160/84.06
4,921,032	A	5/1990	May	.....	160/84.1
5,074,350	A *	12/1991	Carter	.....	160/178.1 R
5,127,458	A *	7/1992	Schaefer et al.	.....	160/168.1 R
5,129,440	A	7/1992	Colson	.....	160/84.1
D341,744	S *	11/1993	Schaefer et al.	.....	D6/577
D355,092	S *	2/1995	Swopes	.....	D6/580
5,409,050	A	4/1995	Hong	.....	160/168.1
D372,828	S *	8/1996	Sticker	.....	D6/577
D409,869	S *	5/1999	Marusak	.....	D6/577
6,044,889	A *	4/2000	LIU	.....	160/172 R
6,662,851	B2 *	12/2003	Colson	.....	160/176.1 R
6,725,897	B2 *	4/2004	Palmer	.....	160/168.1 R
D495,549	S *	9/2004	Yu et al.	.....	D6/577
D496,204	S *	9/2004	Tuzmen	.....	D6/577
6,814,128	B2 *	11/2004	Nien	.....	160/84.06
D501,348	S *	2/2005	Yu et al.	.....	D6/577
D509,692	S *	9/2005	Dekker et al.	.....	D6/577
6,941,996	B2 *	9/2005	Ward et al.	.....	160/89
D510,833	S *	10/2005	Yu et al.	.....	D6/575


FIG. 4 is a front perspective view of the window covering with shade panels having free lower edges of FIG. 1 showing the window covering with shade panels having free lower edges in an alternative partially open position, it being understood that alternating shade panels, beginning with the second from the top, are located behind the shade panels that are above them when the window covering with shade panels having free lower edges is in the closed position;

FIG. 5 is a rear perspective view of the window covering with shade panels having free lower edges in the partially open position in the FIG. 4 view; and,

FIG. 6 is a left side elevational view of the window covering with shade panels having free lower edges in the partially open position shown in the FIG. 4 view.

The broken lines in the Figures are for illustrative purposes only and forms no part of the claimed design.

**1 Claim, 6 Drawing Sheets**






Fig. 1

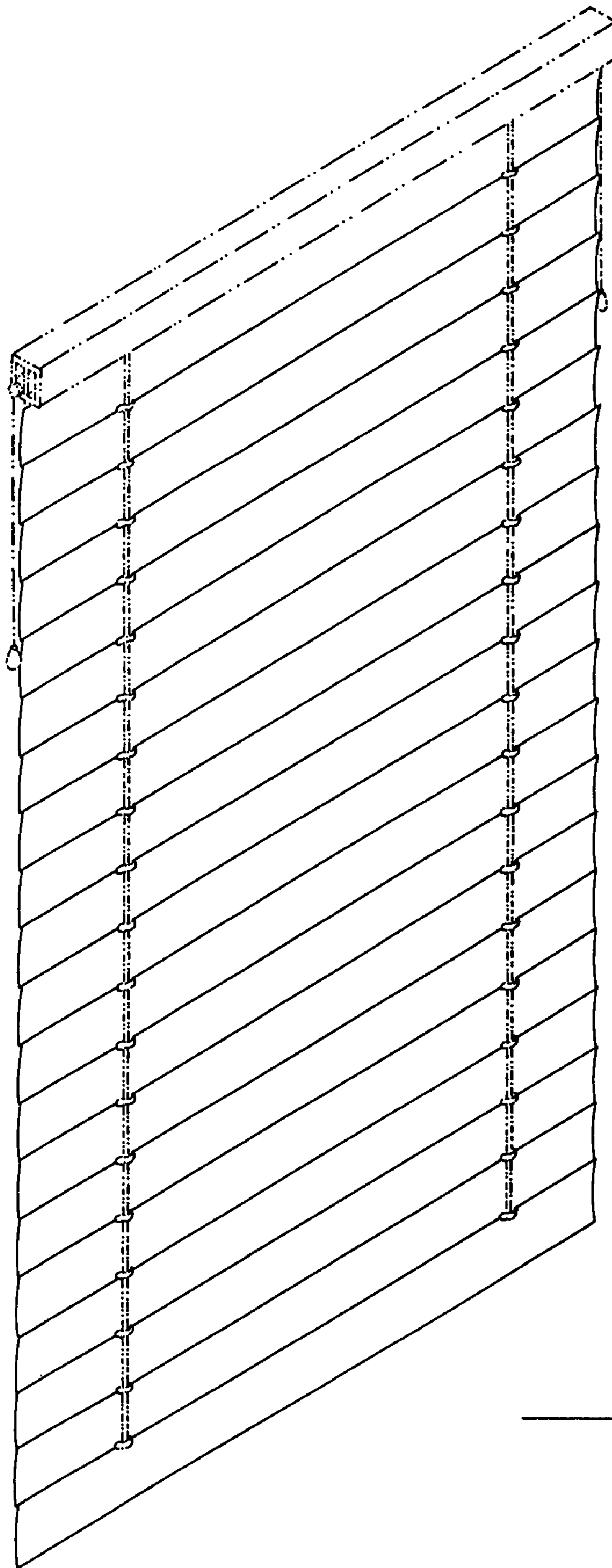


Fig. 2



*Fig. 3*

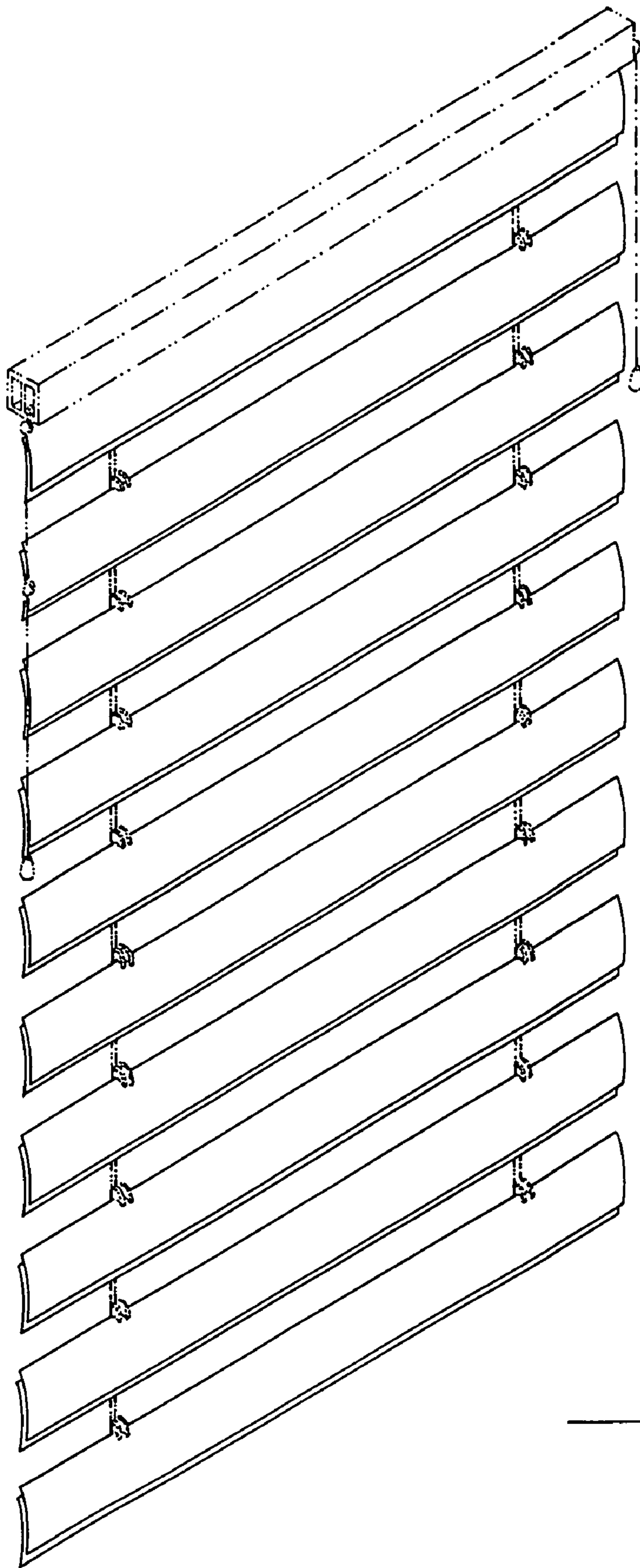


Fig. 4

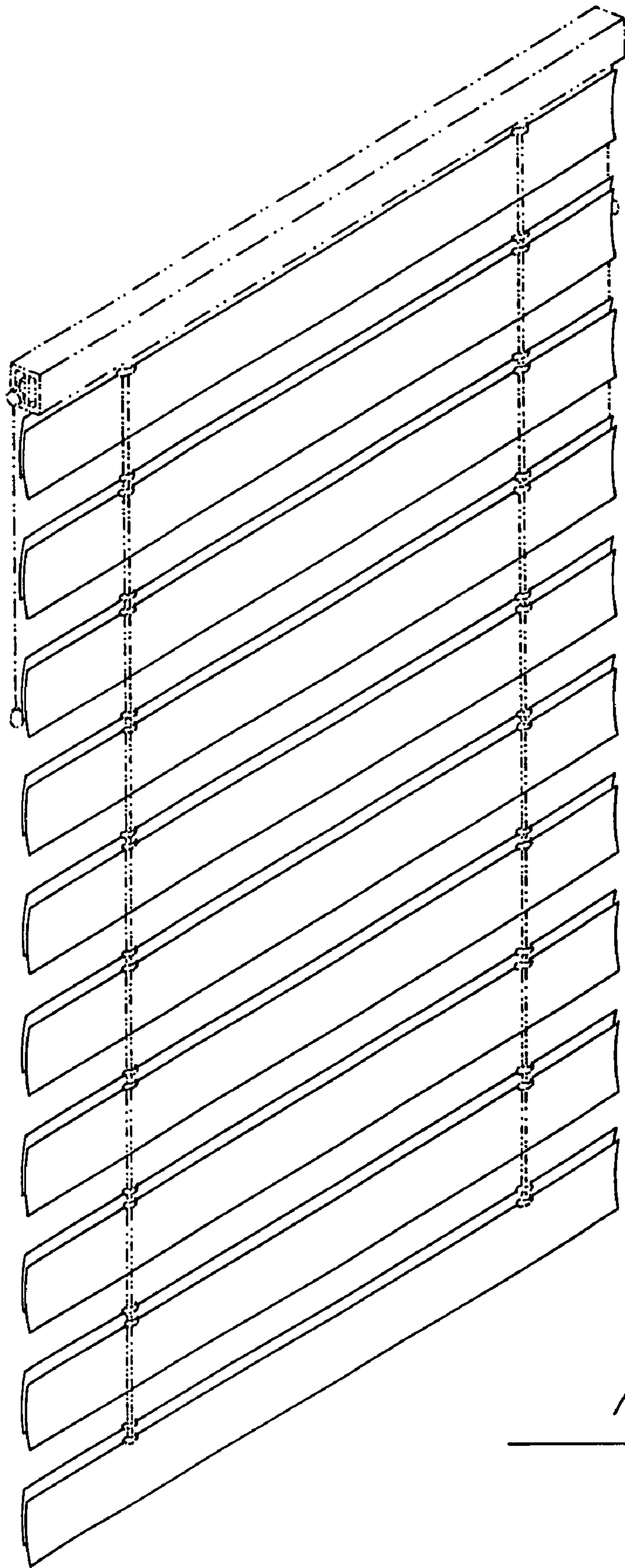


Fig. 5



*Fig. 6*

UNITED STATES PATENT AND TRADEMARK OFFICE  
**CERTIFICATE OF CORRECTION**

PATENT NO. : Des. 564,821 S  
APPLICATION NO. : 29/232273  
DATED : March 25, 2008  
INVENTOR(S) : Yu et al.

Page 1 of 1

It is certified that error appears in the above-identified patent and that said Letters Patent is hereby corrected as shown below:

DESCRIPTION

FIG. 4, line 4, delete "alternative" and insert --alternate--

Signed and Sealed this

Eighth Day of July, 2008

A handwritten signature in black ink that reads "Jon W. Dudas". The signature is written in a cursive style with a large, stylized initial "J".

JON W. DUDAS

*Director of the United States Patent and Trademark Office*