

US00D564810S

(12) **United States Design Patent**
Thompson

(10) **Patent No.:** **US D564,810 S**
(45) **Date of Patent:** **** Mar. 25, 2008**

(54) **FURNITURE**

(75) Inventor: **David W. Thompson**, New Albany, OH
(US)

(73) Assignee: **American Signature, Inc.**, Columbus,
OH (US)

(**) Term: **14 Years**

(21) Appl. No.: **29/284,389**

(22) Filed: **Sep. 6, 2007**

Related U.S. Application Data

(62) Division of application No. 29/257,393, filed on Apr.
4, 2006, now Pat. No. Des. 554,892.

(51) **LOC (8) Cl.** **06-06**

(52) **U.S. Cl.** **D6/509; D6/438**

(58) **Field of Classification Search** D6/422-426,
D6/423-448; 312/198, 204, 237, 257.1,
312/278, 279

See application file for complete search history.

(56) **References Cited**

U.S. PATENT DOCUMENTS

- D42,842 S 7/1912 Mindum et al.
- D45,516 S 3/1914 Bernhard
- D59,600 S 11/1921 Kellogg
- D178,355 S * 7/1956 Gaines D6/438
- D248,911 S 8/1978 Handel

- D256,306 S * 8/1980 Miklos D6/438
- D264,161 S 5/1982 Claude
- D271,259 S 11/1983 Smith, Jr.
- D295,244 S * 4/1988 Bauman D6/438
- D362,970 S * 10/1995 Greene D6/438
- D380,316 S * 7/1997 Bergelin D6/438
- D513,675 S * 1/2006 Peterson et al. D6/437

* cited by examiner

Primary Examiner—Mimosa De

(74) *Attorney, Agent, or Firm*—Wood, Herron & Evans,
L.L.P.

(57) **CLAIM**

The ornamental design for furniture, as shown and
described.

DESCRIPTION

FIG. 1 is a front elevational view of furniture showing my
new design.

FIG. 2 is a right-side elevational view thereof, with the
left-side elevational view thereof being a mirror image.

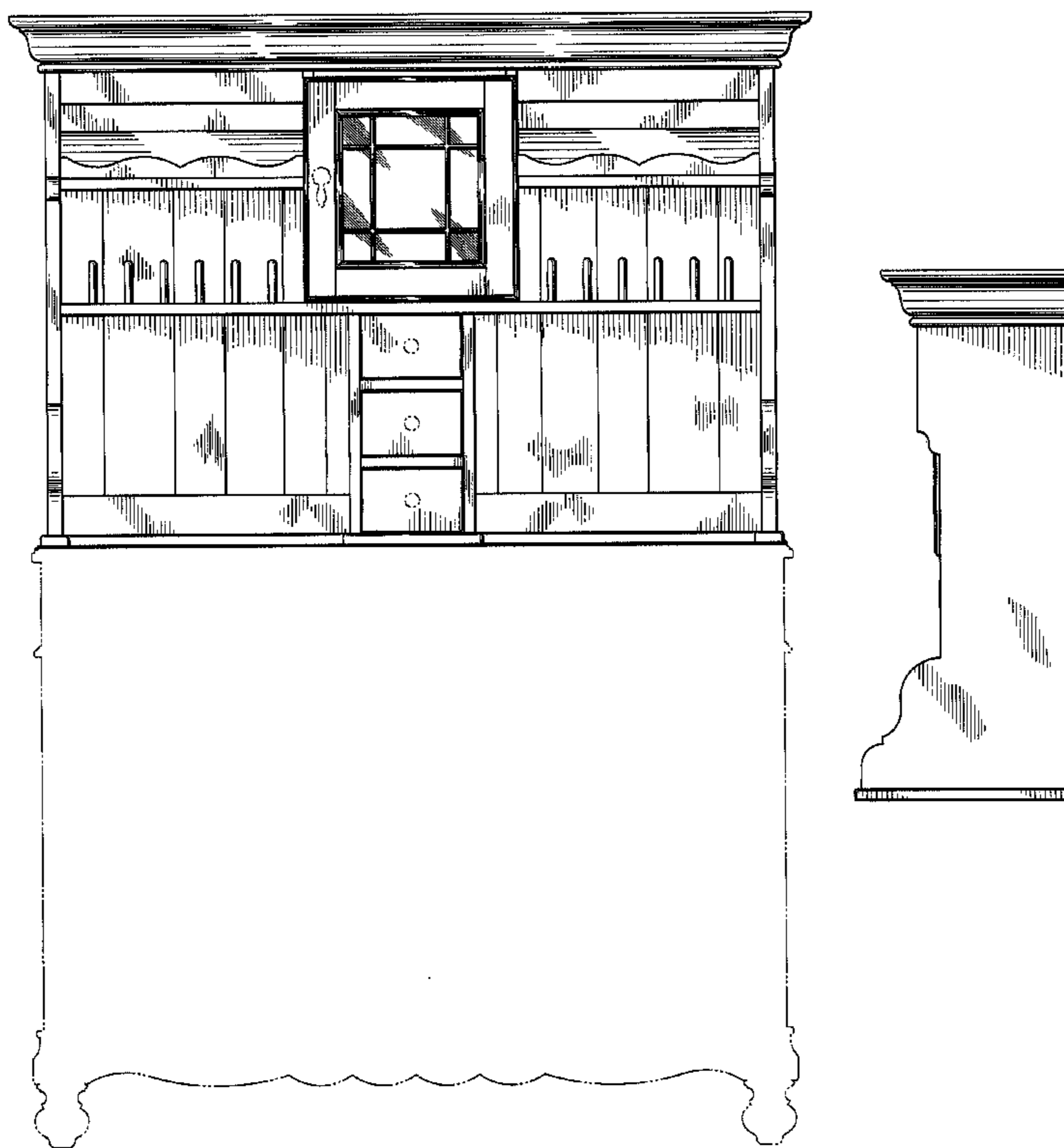
FIG. 3 is a top plan view thereof.

FIG. 4 is a rear elevational view thereof; and,

FIG. 5 is a bottom plan view thereof.

The broken lines in FIG. 1 show environment and form no
part of the claimed design.

1 Claim, 3 Drawing Sheets



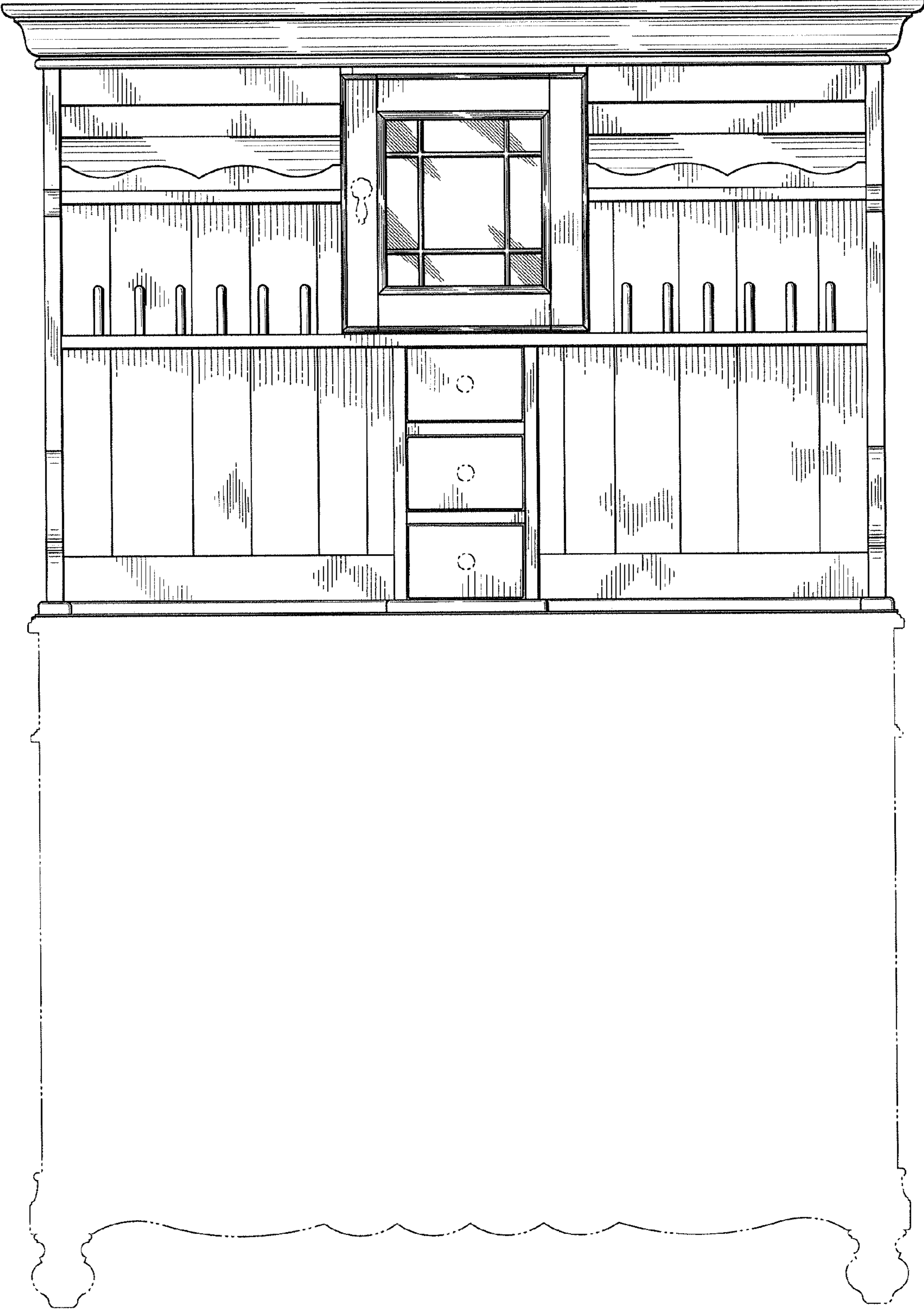


FIG. 1




FIG. 2

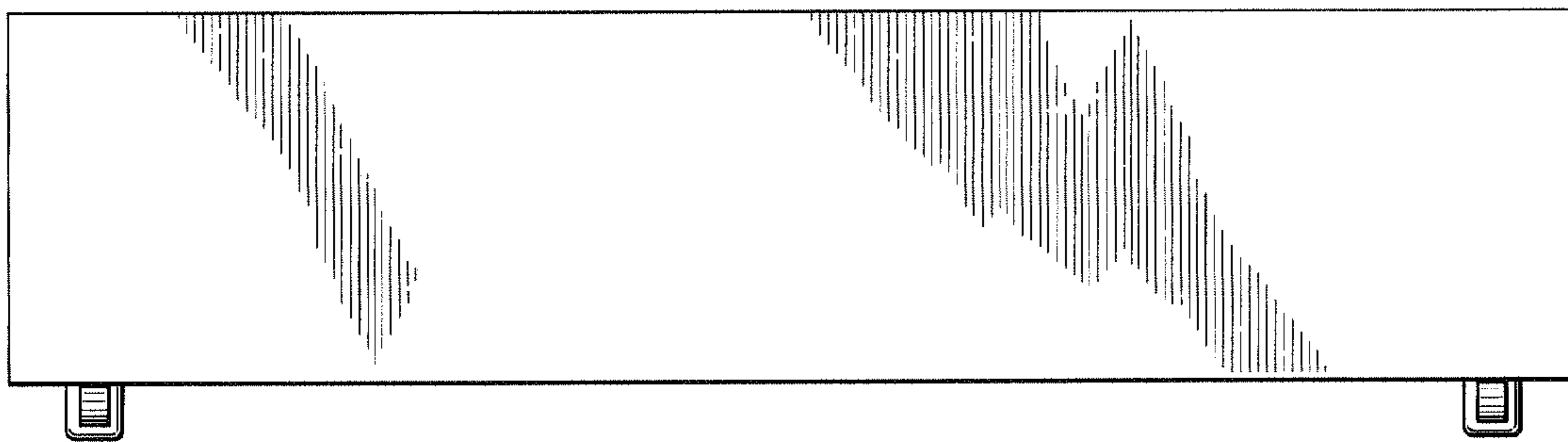


FIG. 3

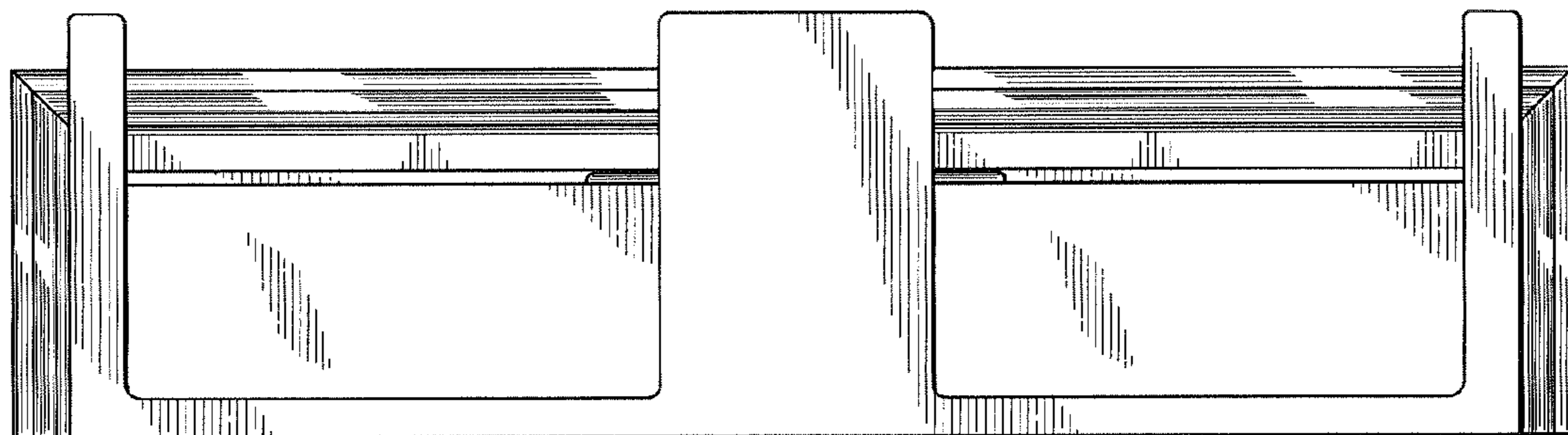


FIG. 5

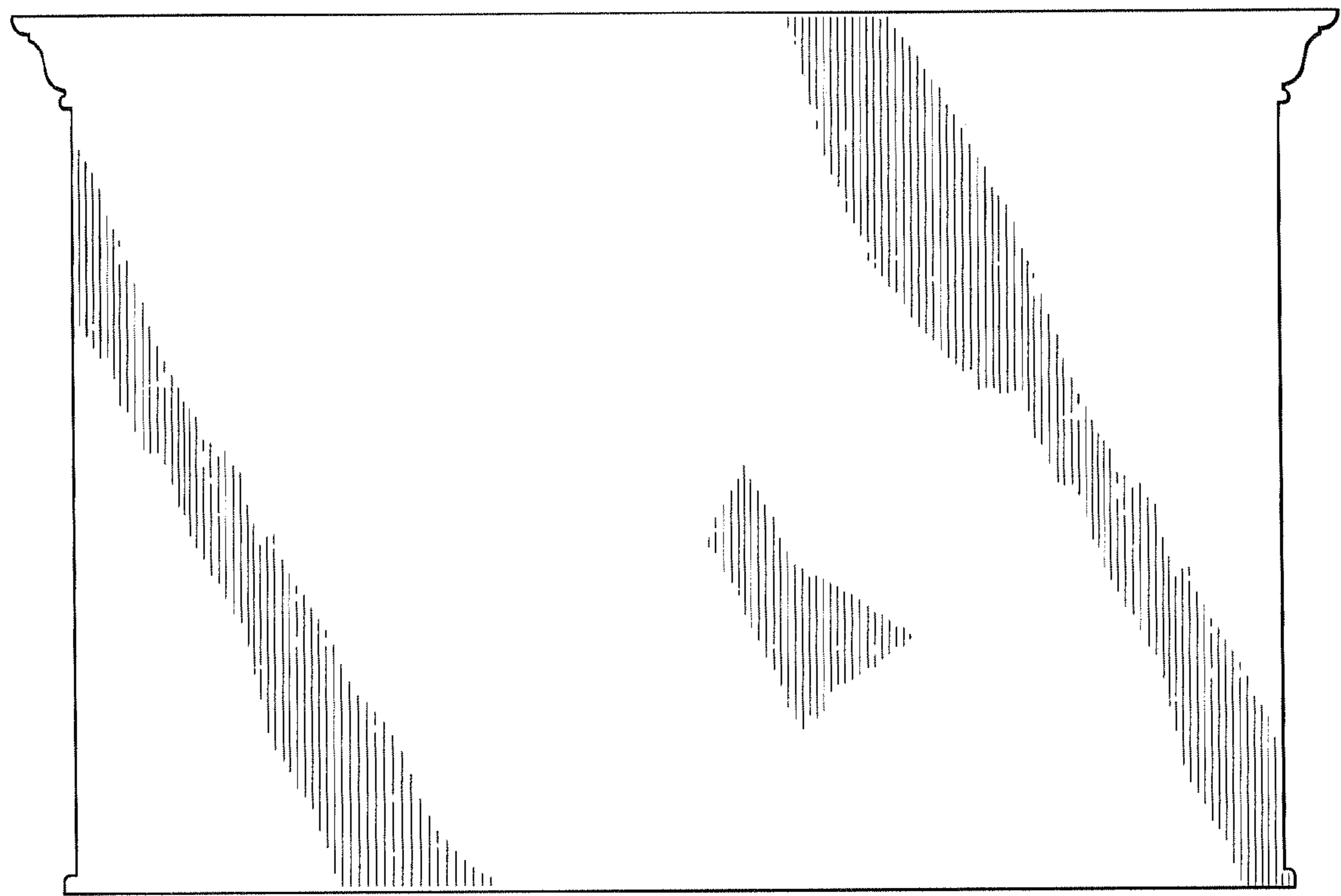


FIG. 4