

US00D564809S

(12) **United States Design Patent**
Thompson

(10) **Patent No.:** **US D564,809 S**
(45) **Date of Patent:** **** Mar. 25, 2008**

(54) **FURNITURE**

(75) Inventor: **David W. Thompson**, New Albany, OH (US)

(73) Assignee: **American Signature, Inc.**, Columbus, OH (US)

(**) Term: **14 Years**

(21) Appl. No.: **29/283,823**

(22) Filed: **Aug. 24, 2007**

Related U.S. Application Data

(62) Division of application No. 29/257,584, filed on Apr. 6, 2006, now Pat. No. Des. 554,390.

(51) **LOC (8) Cl.** **06-06**

(52) **U.S. Cl.** **D6/509**

(58) **Field of Classification Search** D6/432-448, D6/491, 470-472; 312/114, 138.1, 204, 312/224, 227, 237, 278, 279

See application file for complete search history.

(56) **References Cited**

U.S. PATENT DOCUMENTS

D340,153 S *	10/1993	Keller	D6/434
D340,818 S *	11/1993	Black	D6/436
D371,018 S *	6/1996	Paus	D6/436
D375,420 S *	11/1996	Keller et al.	D6/445
D375,514 S *	11/1996	Keller et al.	D6/445
D385,436 S	10/1997	Bergelin		
D433,249 S	11/2000	Wilson et al.		
D439,762 S	4/2001	Harwanko		

D449,464 S	10/2001	Hutton		
D469,986 S *	2/2003	Stanton	D6/470
D501,101 S	1/2005	Harwanko		
D507,127 S	7/2005	Harwanko		
D513,567 S *	1/2006	Domack et al.	D6/446
D515,341 S *	2/2006	Belhumeur	D6/509
D549,006 S *	8/2007	Everson et al.	D6/470
D549,989 S *	9/2007	Thompson	D6/446
D550,479 S *	9/2007	Thompson	D6/446
D554,390 S *	11/2007	Thompson	D6/445

* cited by examiner

Primary Examiner—Mimosa De

(74) *Attorney, Agent, or Firm*—Wood, Herron & Evans L.L.P.

(57) **CLAIM**

The ornamental design for the furniture, as shown and described.

DESCRIPTION

FIG. 1 is a front elevational view of furniture showing my new design.

FIG. 2 is an enlarged front elevational view thereof.

FIG. 3 is a left-side elevational view thereof.

FIG. 4 is a right-side elevational view thereof.

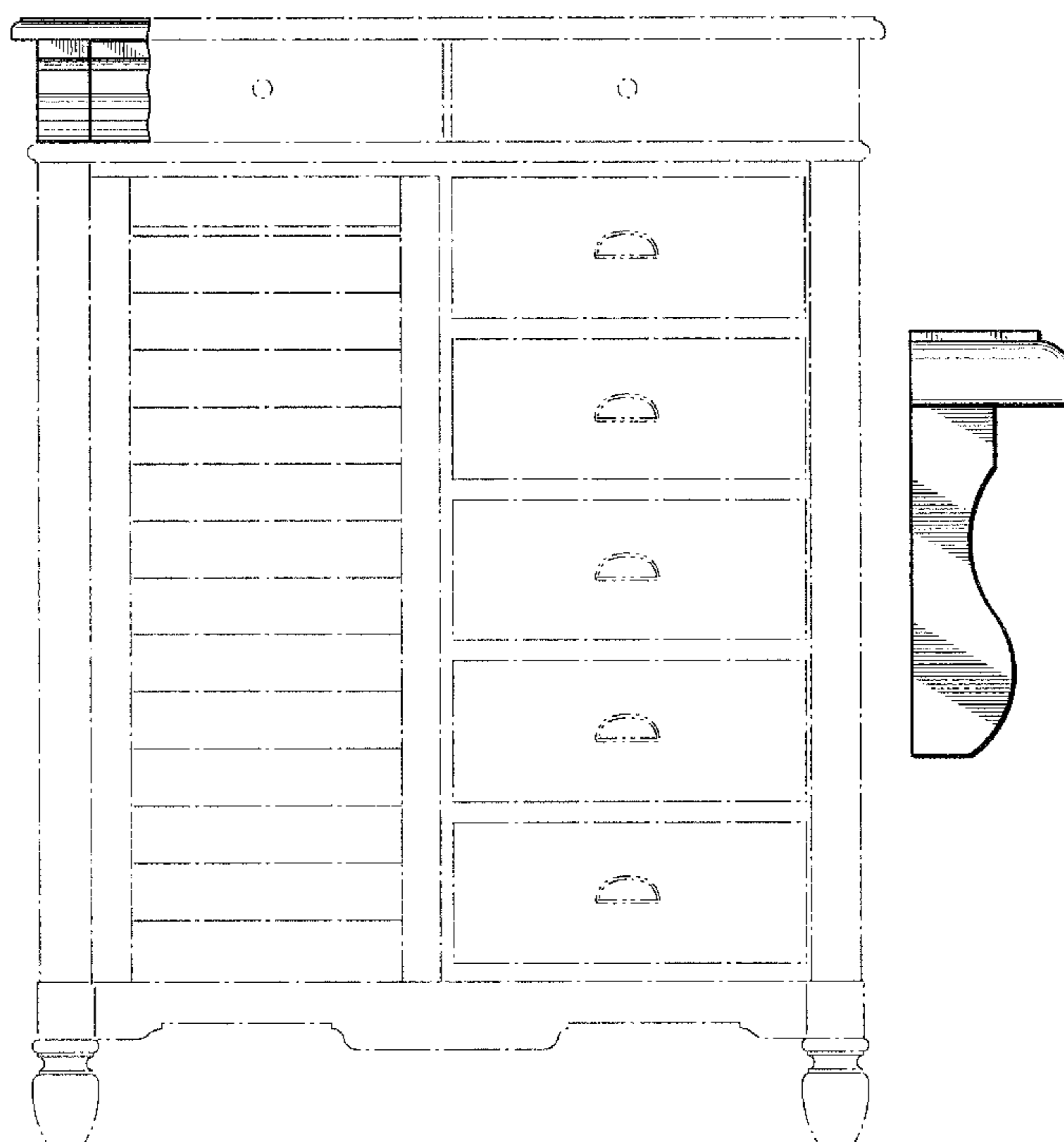
FIG. 5 is a top plan view thereof; and,

FIG. 6 is a bottom plan view thereof.

The rear of the furniture forms no part of the claimed design.

The broken lines in FIG. 1 show environment and form no part of the claimed design.

1 Claim, 2 Drawing Sheets



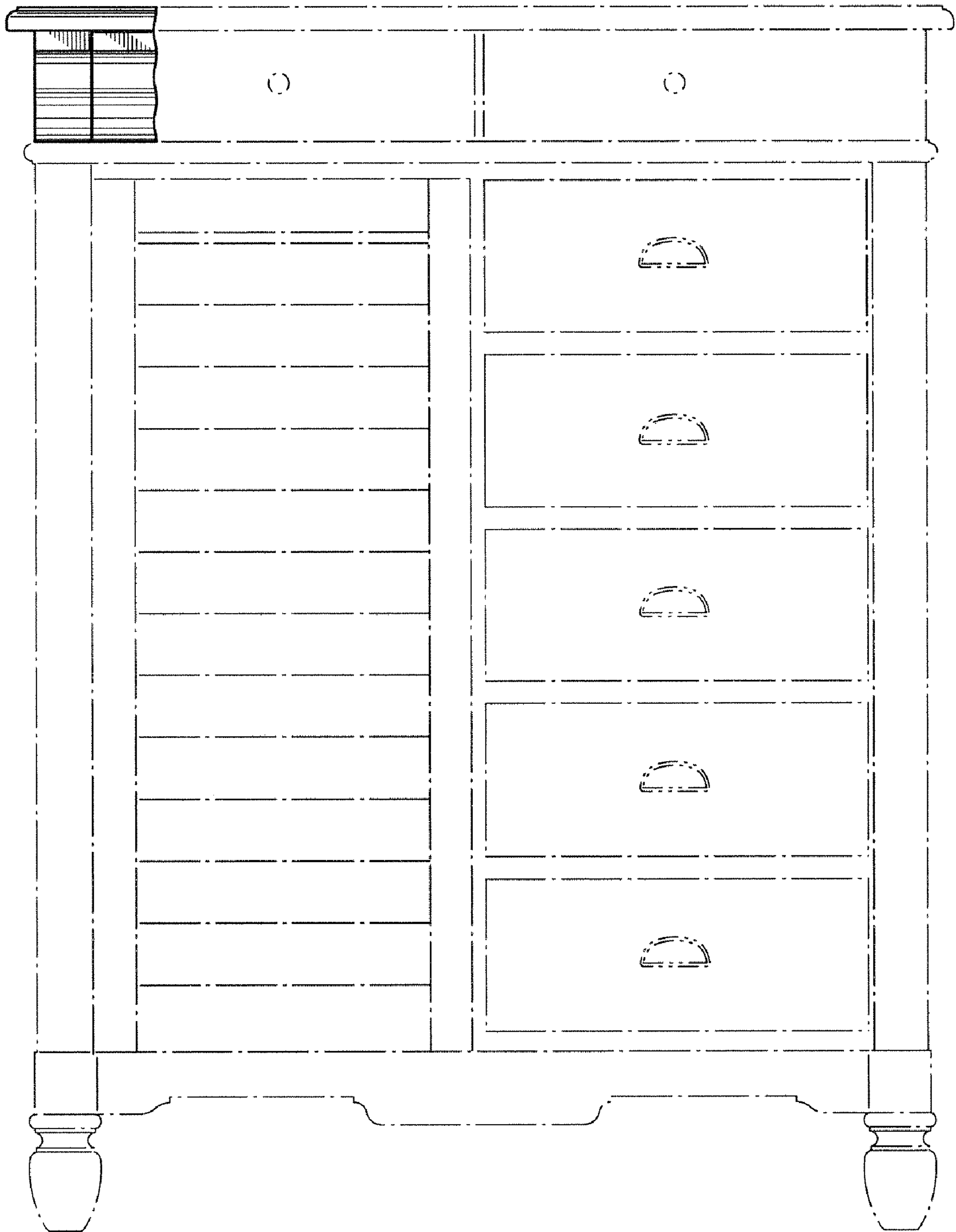


FIG. 1

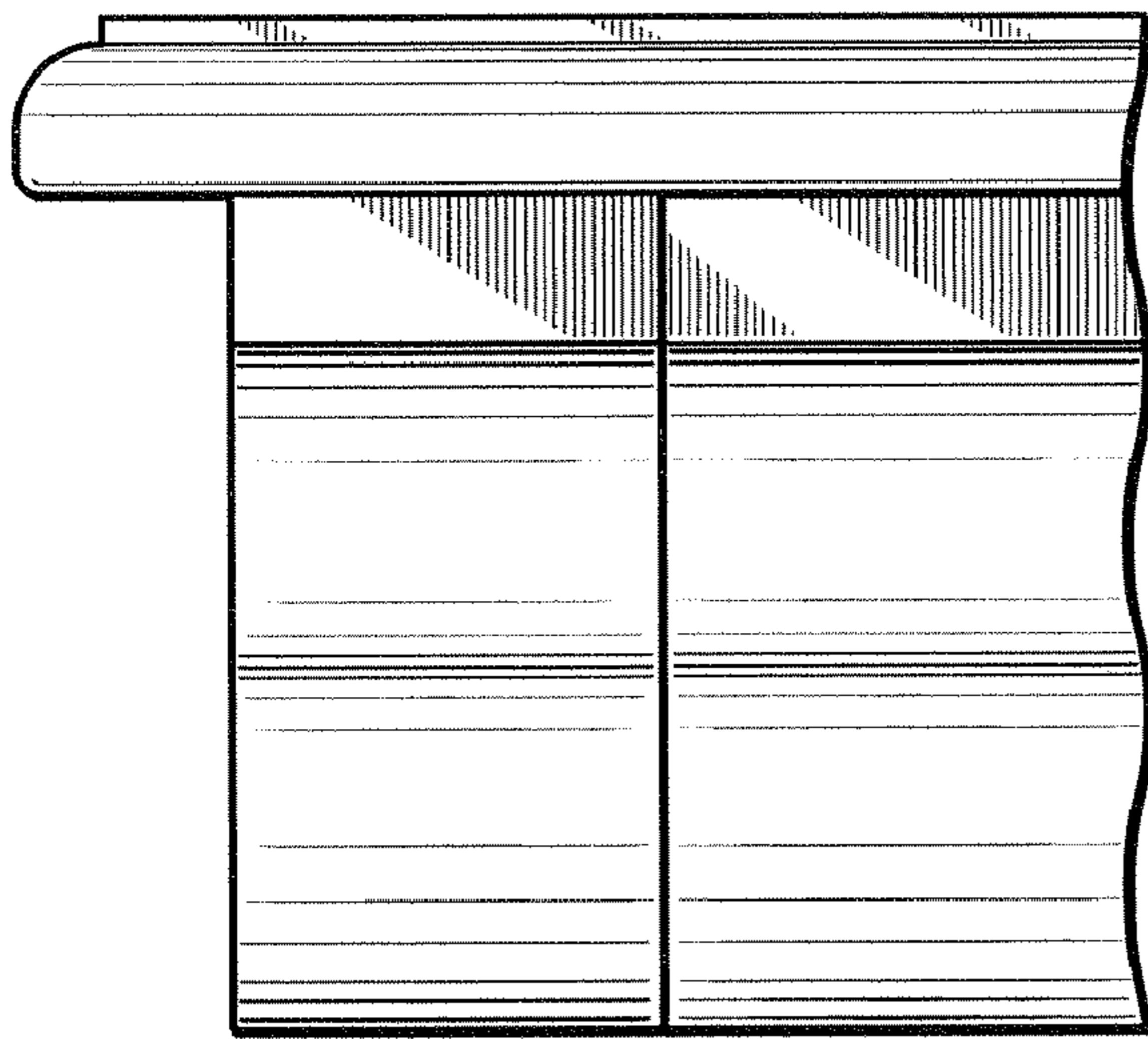


FIG. 2

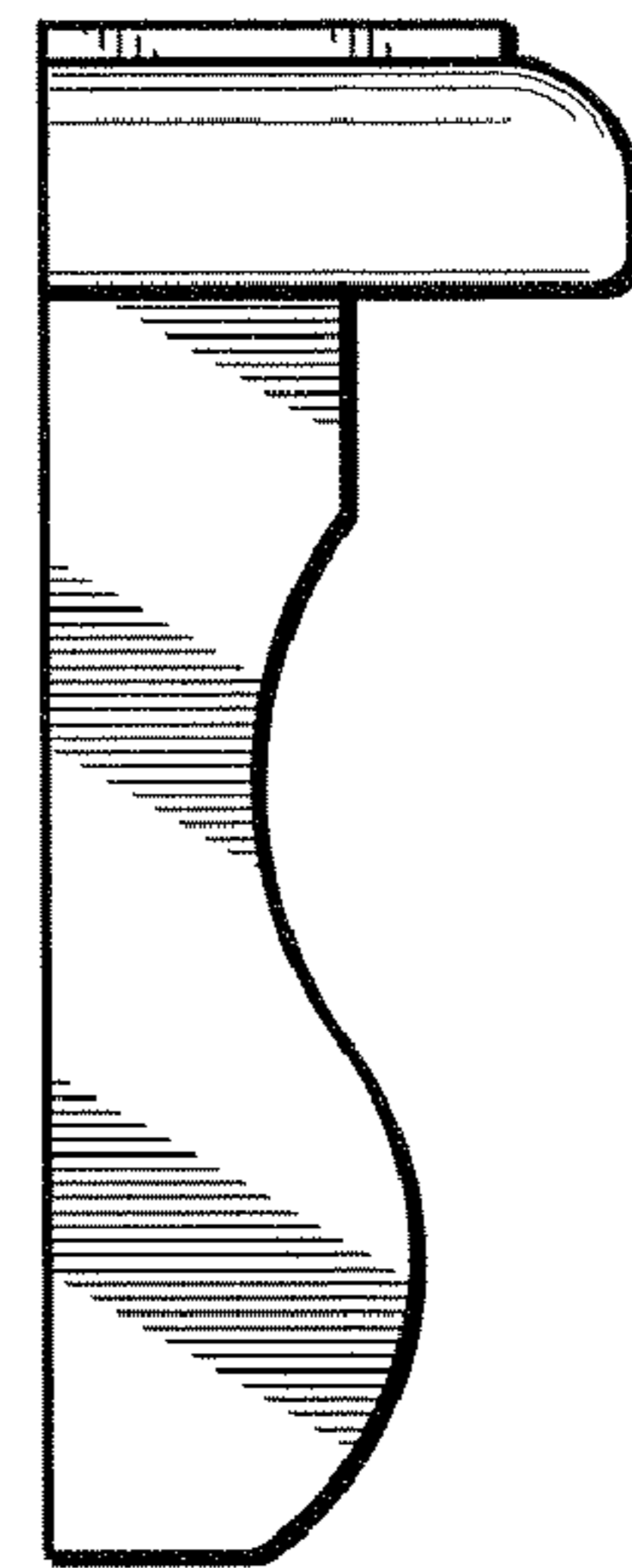


FIG. 3

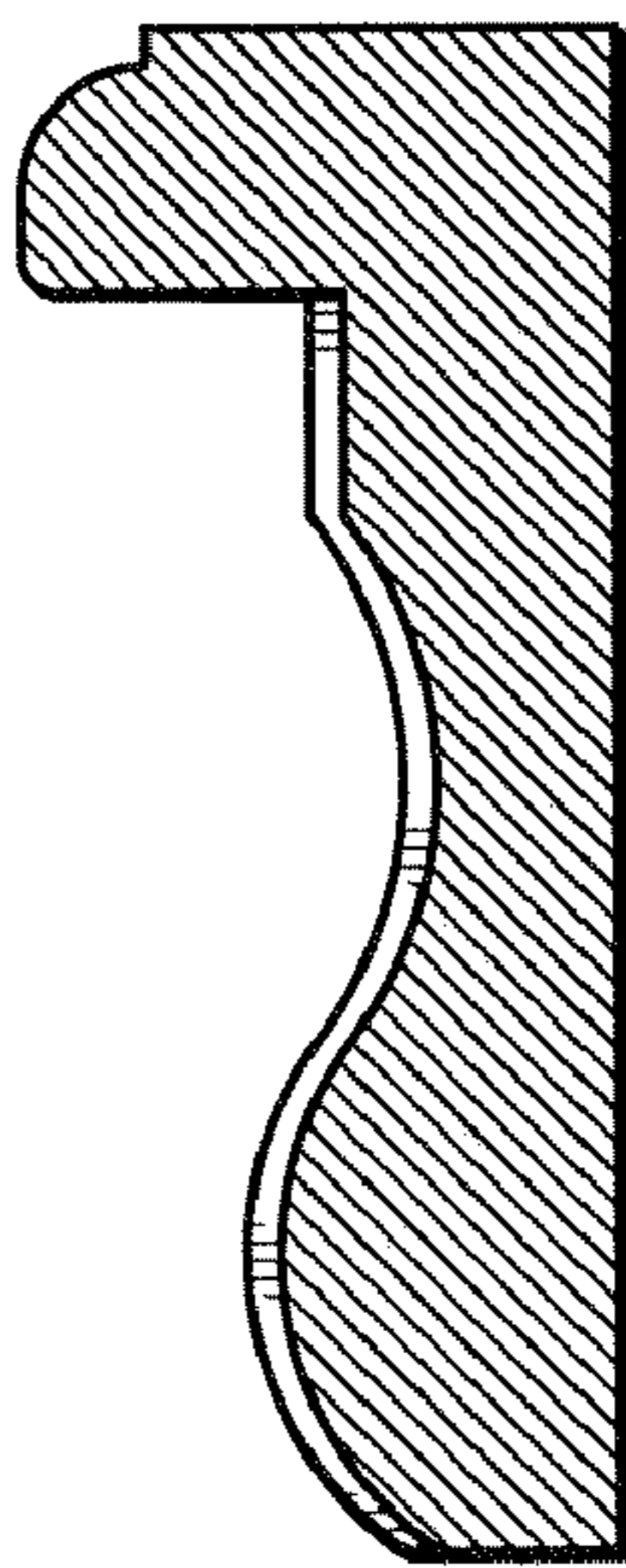


FIG. 4




FIG. 5

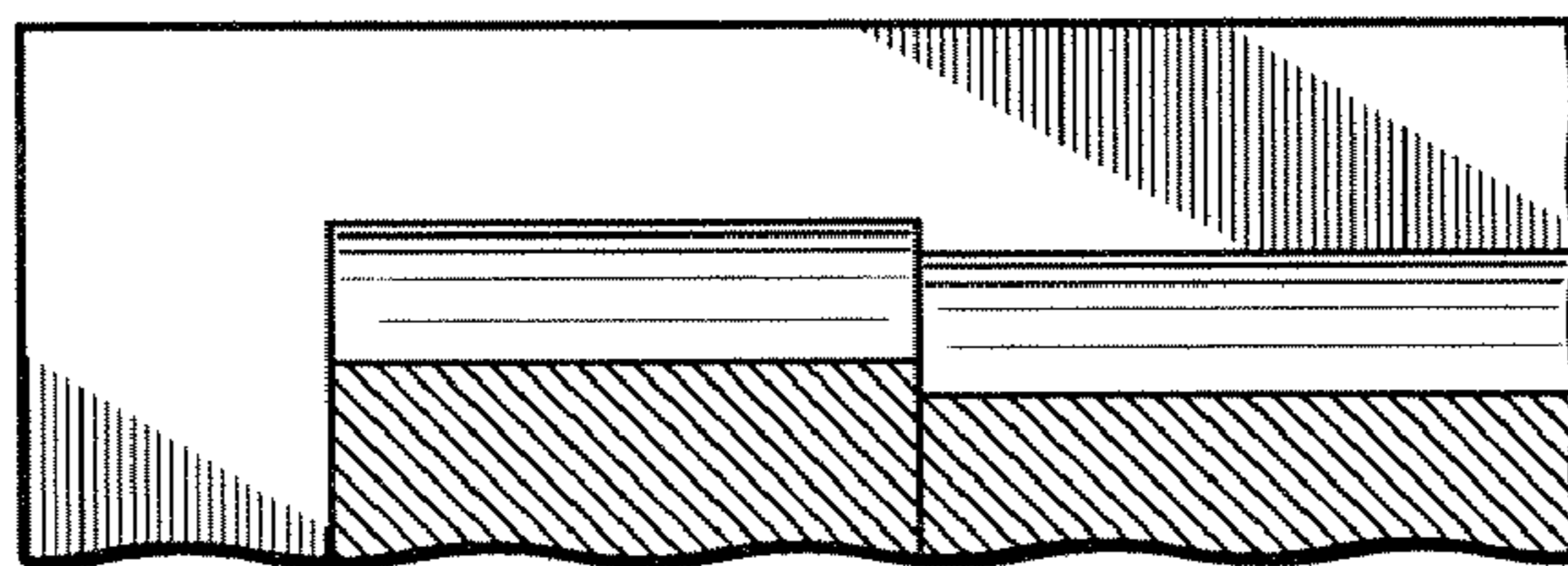


FIG. 6