



US00D564806S

(12) **United States Design Patent**
Thompson

(10) **Patent No.:** **US D564,806 S**

(45) **Date of Patent:** **** Mar. 25, 2008**

(54) **FURNITURE BASE**

(75) Inventor: **David W. Thompson**, New Albany, OH
(US)

(73) Assignee: **American Signature, Inc.**, Columbus,
OH (US)

(**) Term: **14 Years**

(21) Appl. No.: **29/296,081**

(22) Filed: **Oct. 12, 2007**

Related U.S. Application Data

(62) Division of application No. 29/255,914, filed on Mar.
14, 2006, now Pat. No. Des. 557,932.

(51) **LOC (8) Cl.** **06-04**

(52) **U.S. Cl.** **D6/495**

(58) **Field of Classification Search** D6/480-489,
D6/495, 511, 429-430, 474, 477; 108/153.1,
108/155-156, 157.1, 161, 12, 93, 96; 248/188,
248/188.1, 188.8

See application file for complete search history.

(56) **References Cited**

U.S. PATENT DOCUMENTS

D63,661 S	12/1923	Schmitt	
D243,053 S	1/1977	Adkinson	
D265,155 S	6/1982	Bravo	
D311,832 S	11/1990	Keller	
D420,528 S	2/2000	Gesing	
D439,770 S *	4/2001	McDaniel et al. D6/480
D449,945 S *	11/2001	McDaniel et al. D6/480
D465,111 S *	11/2002	McDaniel et al. D6/480

D519,758 S *	5/2006	Katz et al. D6/483
D530,545 S *	10/2006	Domack et al. D6/480
D535,498 S *	1/2007	Domack et al. D6/480
D552,384 S *	10/2007	Thompson D6/498
D552,891 S *	10/2007	Everson et al. D6/480

* cited by examiner

Primary Examiner—Elizabeth A. Albert

Assistant Examiner—Kelley A Donnelly

(74) *Attorney, Agent, or Firm*—Wood, Herron & Evans,
L.L.P.

(57) **CLAIM**

The ornamental design for a furniture base, as shown and
described.

DESCRIPTION

FIG. 1 is a front elevational view of a furniture base showing
my new design.

FIG. 2 is an enlarged front elevational view thereof.

FIG. 3 is a right-side elevational view thereof.

FIG. 4 is a rear elevational view thereof.

FIG. 5 is a left-side elevational view thereof.


FIG. 6 is a top plan view thereof; and,

FIG. 7 is a bottom plan view thereof.

The diagonal line shading illustrated in FIG. 6 are used to
indicate that the claimed design is cut-away from the
remaining unclaimed portion.

The broken lines in FIG. 1 depict environment of the design
and form no part of the claimed design.

1 Claim, 4 Drawing Sheets






FIG. 1




FIG. 2

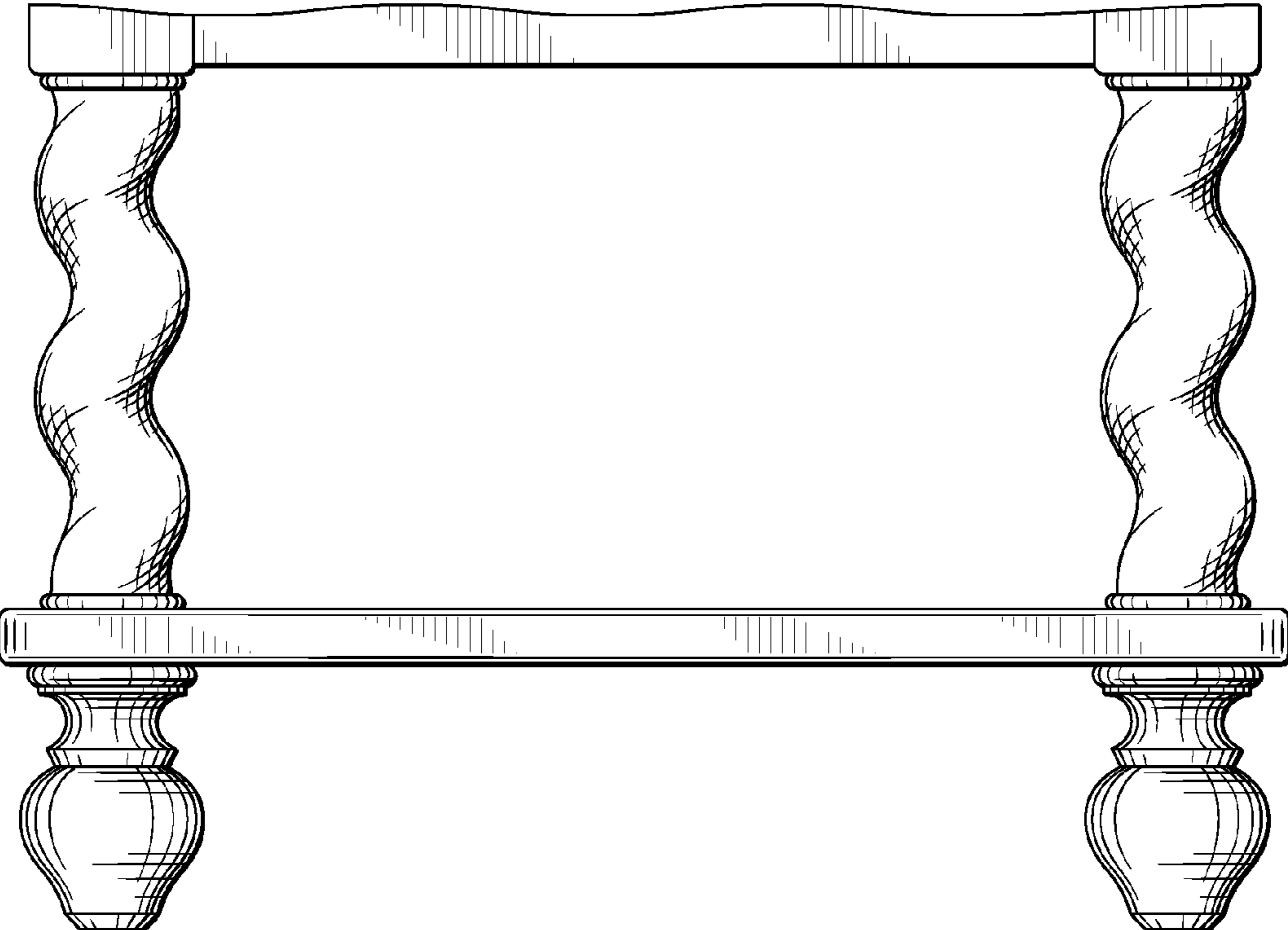


FIG. 3




FIG. 4

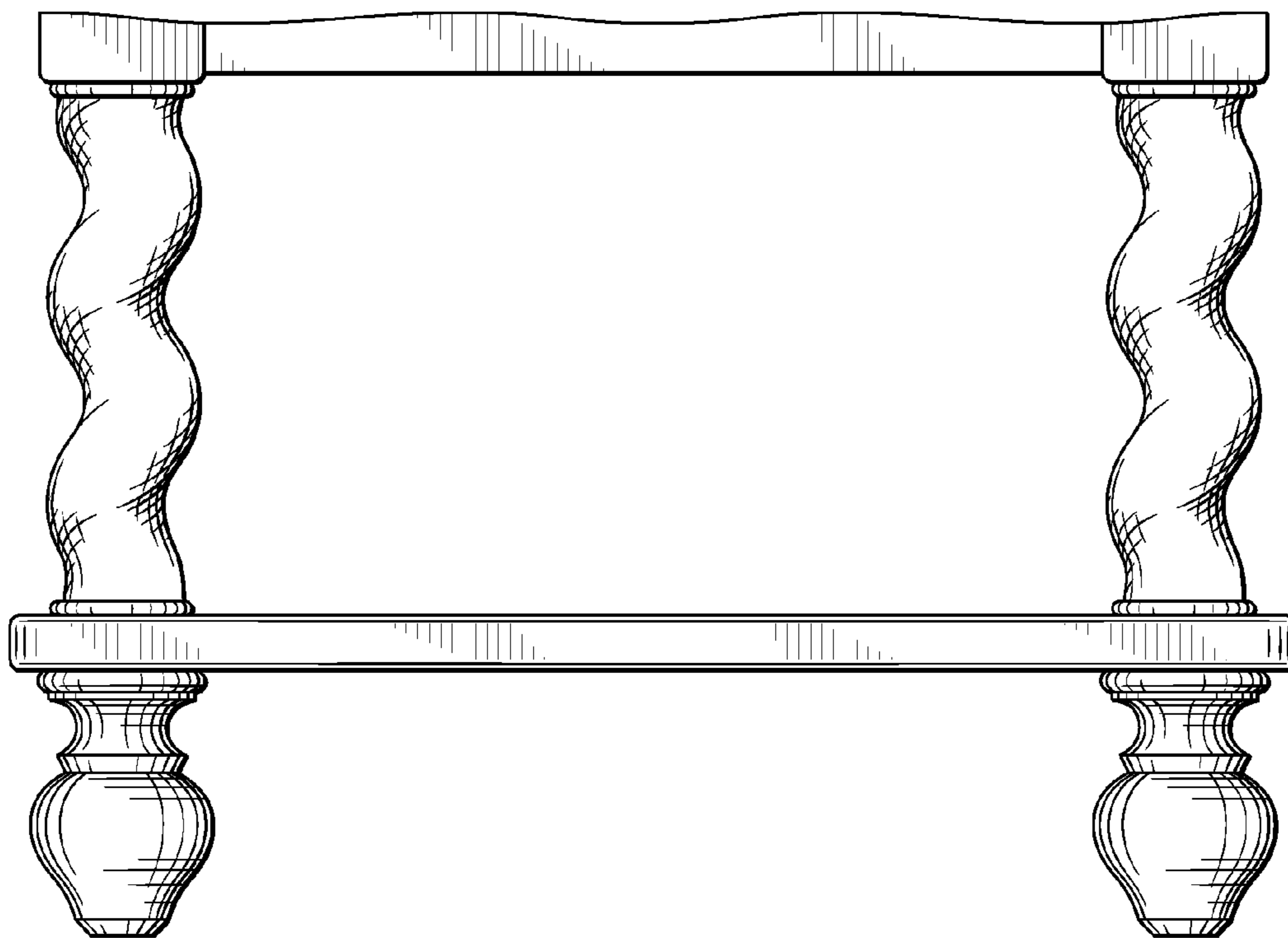


FIG. 5

FIG. 6





FIG. 7



UNITED STATES PATENT AND TRADEMARK OFFICE
CERTIFICATE OF CORRECTION

PATENT NO. : Des. 564,806 S
APPLICATION NO. : 29/296081
DATED : October 12, 2007
INVENTOR(S) : David W. Thompson

Page 1 of 1

It is certified that error appears in the above-identified patent and that said Letters Patent is hereby corrected as shown below:

On the Title Page

In the DESCRIPTION, after Fig. 7 replace “The diagonal line shading illustrated in FIG. 6 are used to...” with -- The diagonal line shading illustrated in FIG. 6 is used to... --.

Signed and Sealed this

Thirty-first Day of March, 2009



JOHN DOLL
Acting Director of the United States Patent and Trademark Office

UNITED STATES PATENT AND TRADEMARK OFFICE
CERTIFICATE OF CORRECTION

PATENT NO. : Des. 564,806 S
APPLICATION NO. : 29/296081
DATED : March 25, 2008
INVENTOR(S) : David W. Thompson

Page 1 of 1

It is certified that error appears in the above-identified patent and that said Letters Patent is hereby corrected as shown below:

On the Title Page

In the DESCRIPTION, after Fig. 7 replace “The diagonal line shading illustrated in FIG. 6 are used to...” with -- The diagonal line shading illustrated in FIG. 6 is used to... --.

This certificate supersedes the Certificate of Correction issued March 31, 2009.

Signed and Sealed this

Twenty-first Day of April, 2009



JOHN DOLL
Acting Director of the United States Patent and Trademark Office