



US00D564802S

(12) **United States Design Patent**  
**Weimer et al.**

(10) **Patent No.:** **US D564,802 S**  
(45) **Date of Patent:** **\*\* Mar. 25, 2008**

(54) **BENCH SUPPORT**  
(75) Inventors: **Kent Weimer**, Columbia City, IN (US);  
**Douglas Garofalo**, Chicago, IL (US);  
**Grant Gibson**, Chicago, IL (US)  
(73) Assignee: **Wabash Valley Manufacturing**, Silver  
Lake, IN (US)  
(\*\*) Term: **14 Years**  
(21) Appl. No.: **29/288,682**  
(22) Filed: **Jun. 19, 2007**  
(51) **LOC (8) Cl.** ..... **06-01**  
(52) **U.S. Cl.** ..... **D6/492**  
(58) **Field of Classification Search** ..... D6/334,  
D6/335, 337, 341, 349, 353, 354, 377, 367-369,  
D6/381, 383, 492, 500-502; 5/12.1, 12.2;  
297/16.1, 232, 16.2, 245, 283.2, 353, 354.1,  
297/445.1, 448.1  
See application file for complete search history.

D357,590 S 4/1995 Noll  
D360,536 S 7/1995 Pelletier  
5,452,936 A 9/1995 Koehring  
D366,773 S \* 2/1996 Yurk ..... D6/369  
D366,774 S \* 2/1996 Frinier ..... D6/370  
D372,133 S \* 7/1996 Slear ..... D6/370  
D376,937 S \* 12/1996 Skalka ..... D6/492  
D380,313 S \* 7/1997 Slear ..... D6/370  
D381,826 S \* 8/1997 Lin ..... D6/370  
D383,615 S \* 9/1997 Skalka ..... D6/370  
D384,512 S \* 10/1997 Skalka ..... D6/370  
D386,012 S \* 11/1997 Skalka ..... D6/370  
D396,963 S \* 8/1998 Jeng ..... D6/358  
D399,662 S \* 10/1998 Jeng ..... D6/358  
D399,667 S \* 10/1998 Muller ..... D6/370  
D401,770 S \* 12/1998 Jeng ..... D6/358

(Continued)

**OTHER PUBLICATIONS**

Rhodes Bench and Model 1890 Park Bench, 2004 Sweets Catalog  
File, vol. 1.\*

(Continued)

*Primary Examiner*—Sandra Snapp  
(74) *Attorney, Agent, or Firm*—E. Victor Indiano; Indiano  
Vaughan LLP

(56) **References Cited**  
U.S. PATENT DOCUMENTS

D165,710 S 1/1952 Currie et al.  
D182,822 S 5/1958 Kempner, Jr.  
2,917,108 A 12/1959 Moritz  
D190,744 S 6/1961 Guice  
D222,806 S 1/1972 Wise  
D228,162 S 8/1973 Fink  
3,758,152 A 9/1973 Lake  
D231,963 S 7/1974 May  
3,847,424 A 11/1974 Nielson  
3,910,631 A 10/1975 Inaba  
4,023,859 A 5/1977 Hagenson  
D277,442 S 2/1985 Crowell  
D278,776 S \* 5/1985 Kime ..... D6/500  
4,522,443 A 6/1985 Van Blankenburg  
D294,782 S \* 3/1988 Balderi ..... D6/373  
D325,304 S \* 4/1992 Grosfillex ..... D6/370  
D327,778 S 7/1992 Crawford  
D327,779 S 7/1992 Jensen et al.  
D345,261 S \* 3/1994 Chen ..... D6/370

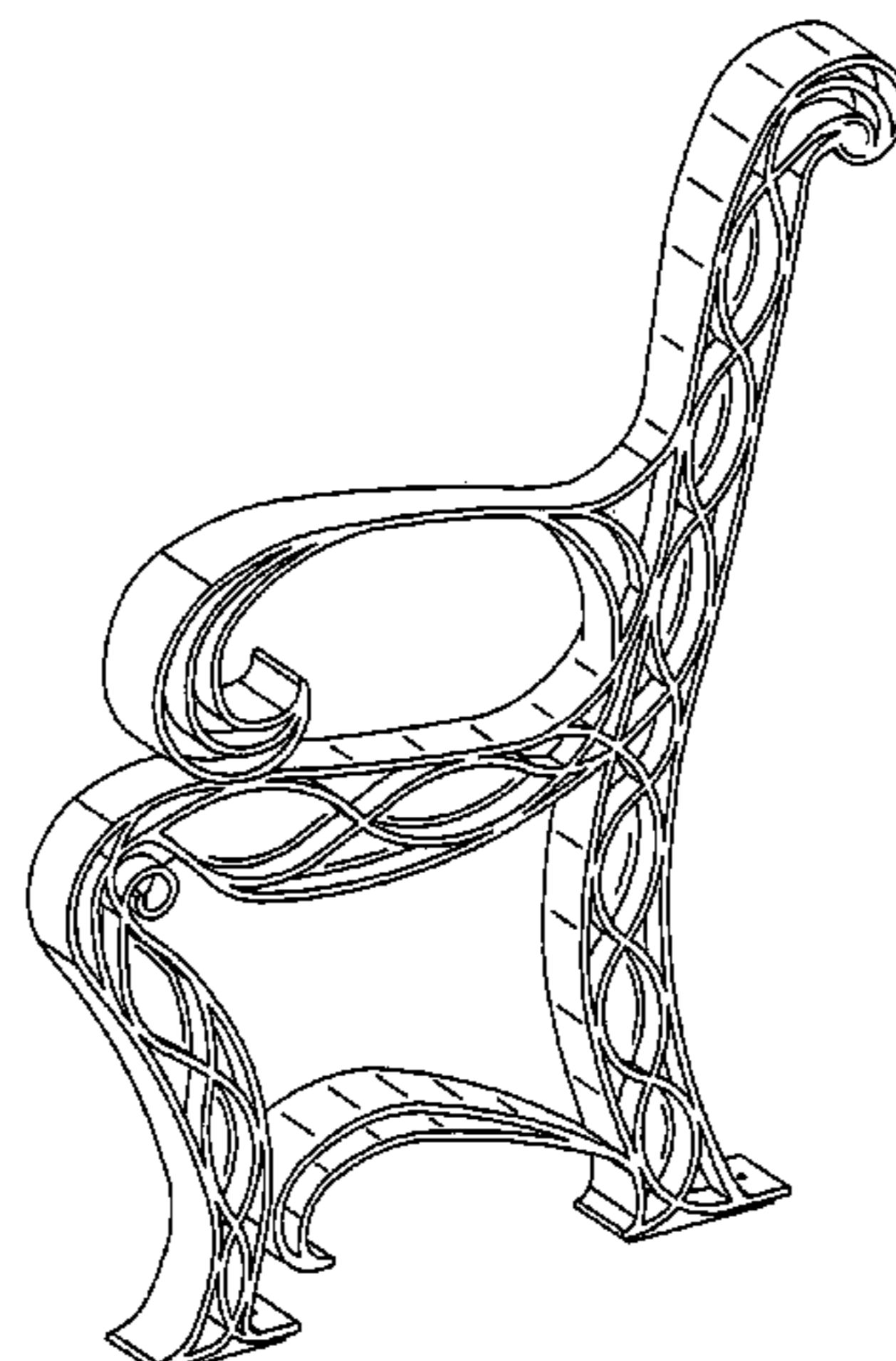
(57) **CLAIM**

The ornamental design for a bench support, as shown and  
described.

**DESCRIPTION**

FIG. 1 is a perspective view of a bench support showing our  
new design;  
FIG. 2 is a left side view thereof;  
FIG. 3 is a front view thereof;  
FIG. 4 is a rear view thereof;  
FIG. 5 is a right side view thereof;  
FIG. 6 is a top view thereof; and,  
FIG. 7 is a bottom view thereof.

**1 Claim, 4 Drawing Sheets**



# US D564,802 S

Page 2

## U.S. PATENT DOCUMENTS

D402,816 S \* 12/1998 Jeng ..... D6/370  
D409,011 S \* 5/1999 Jeng ..... D6/358  
D409,401 S \* 5/1999 Jeng ..... D6/358  
D409,402 S \* 5/1999 Jeng ..... D6/358  
D409,410 S \* 5/1999 Jeng ..... D6/381  
D409,850 S \* 5/1999 Jeng ..... D6/370  
D419,004 S \* 1/2000 Collins ..... D6/492  
D419,341 S \* 1/2000 Chipman ..... D6/492  
D420,825 S \* 2/2000 Lin ..... D6/370  
D425,718 S \* 5/2000 van Valderen ..... D6/370  
D454,436 S 3/2002 Shilling  
D458,475 S \* 6/2002 Hecht et al. .... D6/492  
D468,126 S \* 1/2003 Pappas ..... D6/381  
D476,794 S \* 7/2003 Vazquez ..... D2/829

D523,263 S \* 6/2006 Skalka ..... D6/495  
D527,922 S 9/2006 Shilling

## OTHER PUBLICATIONS

2006 "Plastisol" Coated Furniture Catalog, Wabash Valley Manufacturing, Inc.  
Vinyl Coated Steel Recreational Furniture 1998 Catalog, Diversified Metal Fabricators, Inc.  
Superior Line Outdoor/Indoor Furniture 1996 Catalog, Fusion Coatings, Inc., p. 13.  
Specializing in Vinyl Coated Steel Recreational Furniture Catalog, Diversified Metal Fabricators, Inc., 12<sup>th</sup> Edition, Jan. 1996.  
2003 Fusion Coatings catalog, pp. 49-55.  
National Center on Accessibility, Jan. 28, 2005, [www.naonline.org](http://www.naonline.org).

\* cited by examiner

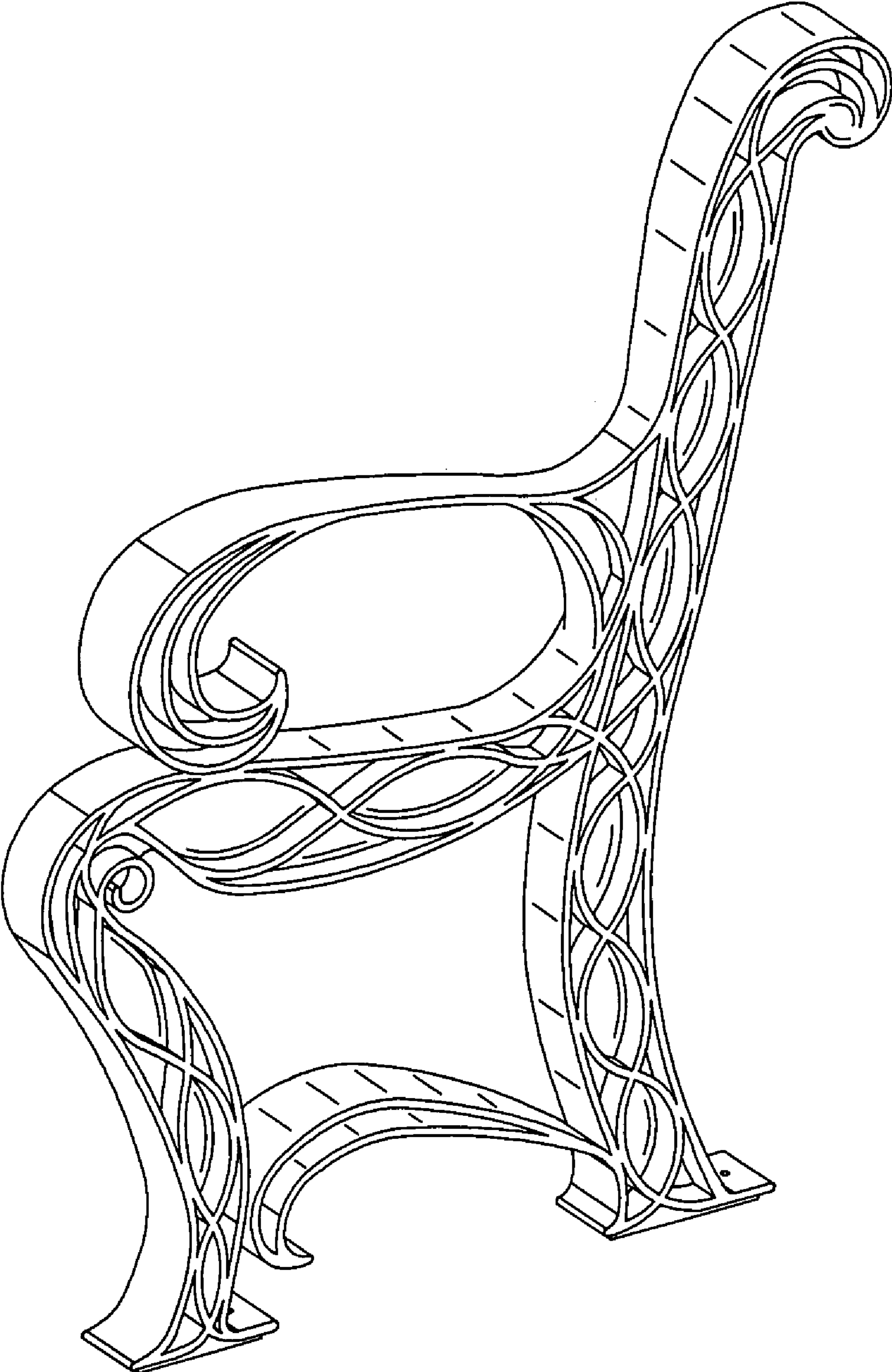


FIG. 1

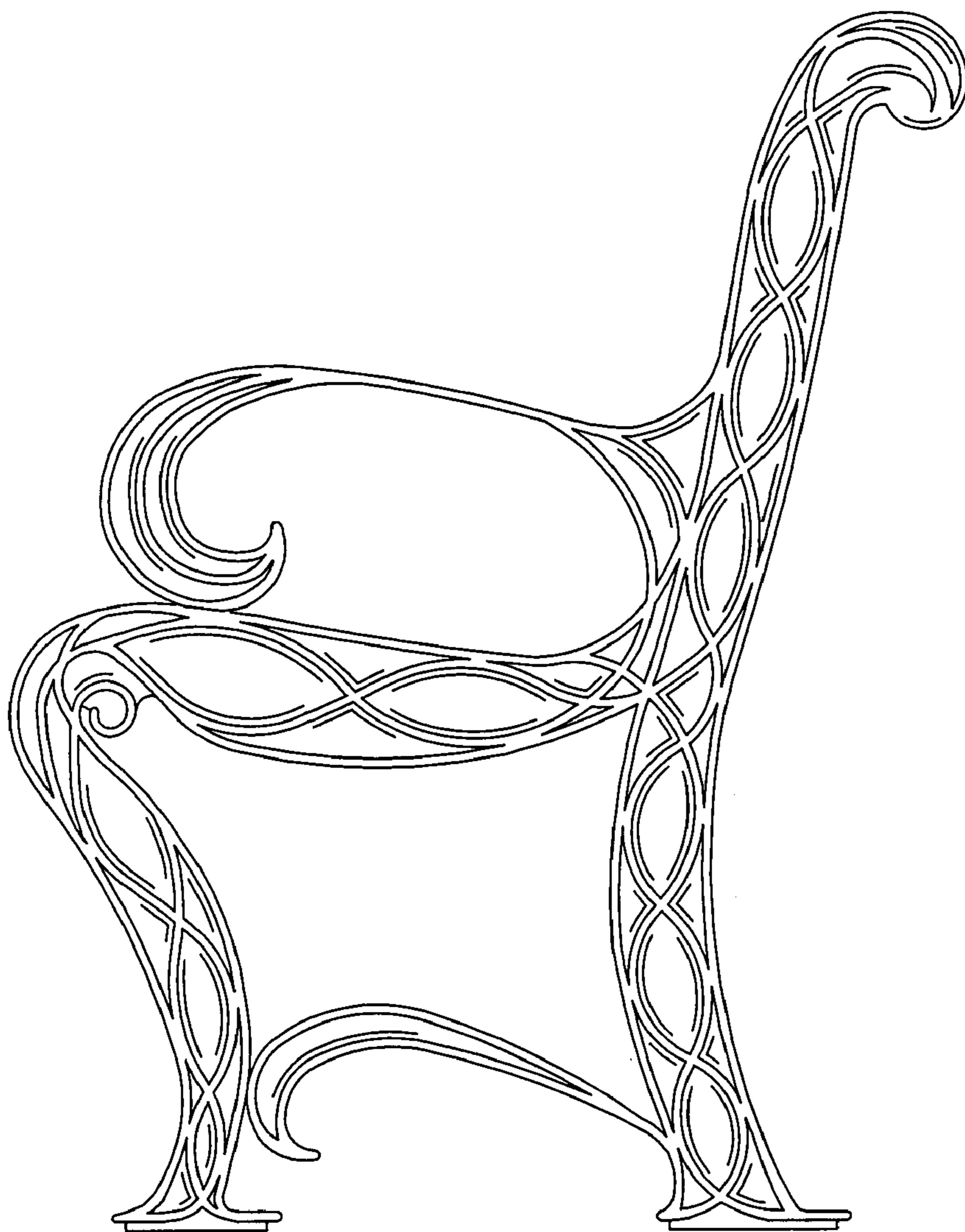


FIG. 2




FIG. 6

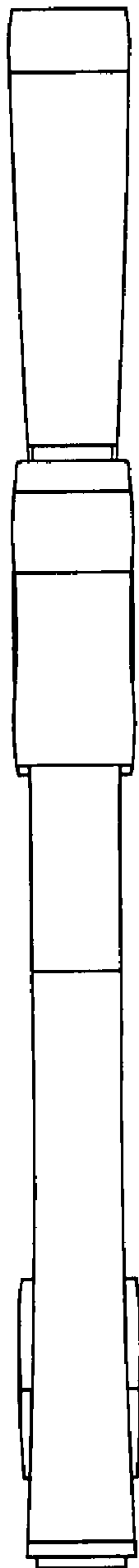


FIG. 3

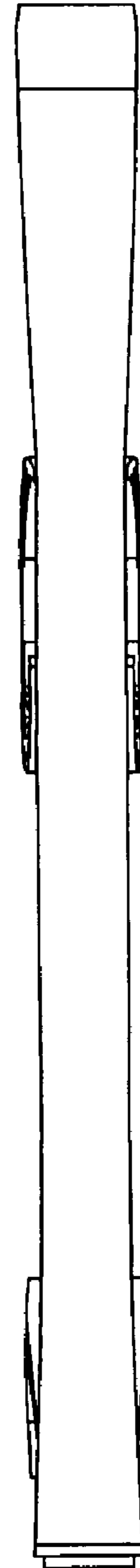


FIG. 4



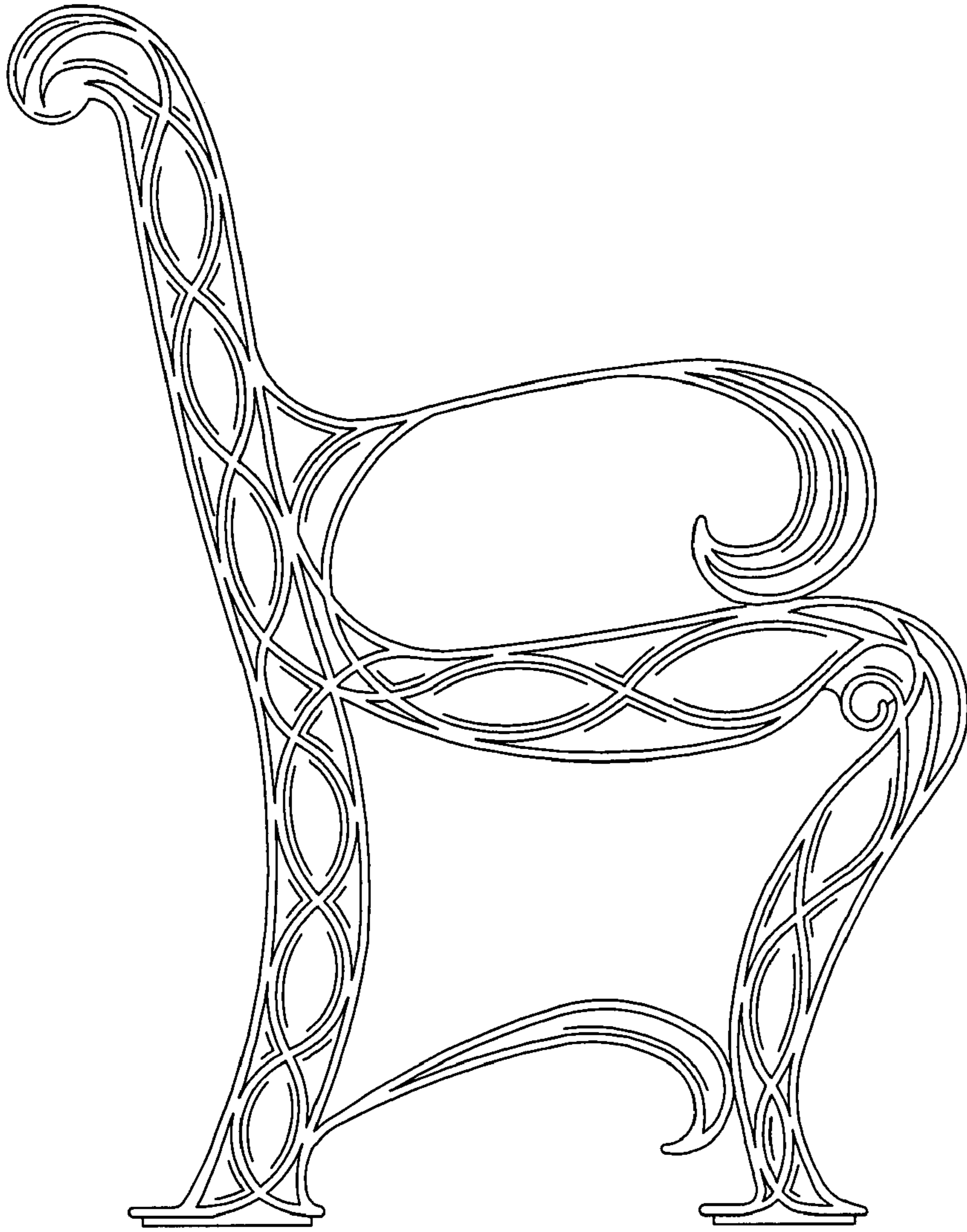


FIG. 5

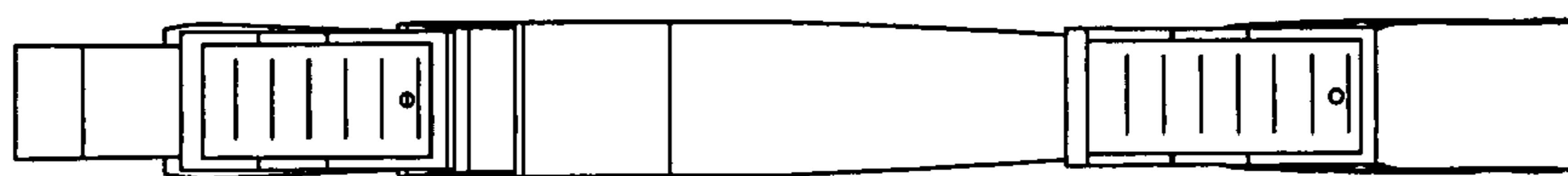


FIG. 7