

US00D564765S

(12) **United States Design Patent**
Lighthart

(10) **Patent No.:** **US D564,765 S**
(45) **Date of Patent:** **** Mar. 25, 2008**

(54) **BEACH CHAIR**

(75) Inventor: **Frank Peter Lighthart,**
Berchem-Amberes (BE)

(73) Assignee: **Dedon GmbH,** Luneburg (DE)

(**) Term: **14 Years**

(21) Appl. No.: **29/237,276**

(22) Filed: **Aug. 29, 2005**

(30) **Foreign Application Priority Data**

Mar. 17, 2005 (EM) 000312921-0027

(51) **LOC (8) Cl.** **06-01**

(52) **U.S. Cl.** **D6/349**

(58) **Field of Classification Search** D6/349-355,
D6/363-364, 484, 495, 500-502; 297/195.1,
297/195.11, 16.1, 118, 16.2, 175, 187, 462,
297/215.16, 219.11, 423.1, 423.39, 423.41,
297/423.43, 461; 108/53.3, 115, 150

See application file for complete search history.

(56) **References Cited**

U.S. PATENT DOCUMENTS

D195,213 S * 5/1963 Cook D6/511

4,359,243 A * 11/1982 Crutcher 297/16.1

D417,087 S * 11/1999 Pellegrom D6/360

D454,438 S * 3/2002 Volkman et al. D6/349

D454,706 S * 3/2002 Volkman et al. D6/349

* cited by examiner

Primary Examiner—Sandra Snapp

(74) *Attorney, Agent, or Firm*—Notaro & Michalos PC

(57) **CLAIM**

The ornamental design for a beach chair, as shown and described.

DESCRIPTION

FIG. 1 is a left perspective view showing my design therefor;

FIG. 2 is a front elevational view thereof;


FIG. 3 is a rear elevational view thereof;

FIG. 4 is a right side view thereof;

FIG. 5 is a top plan view thereof; and,

FIG. 6 is a bottom plan view thereof.

1 Claim, 3 Drawing Sheets






FIG. 1




FIG. 2

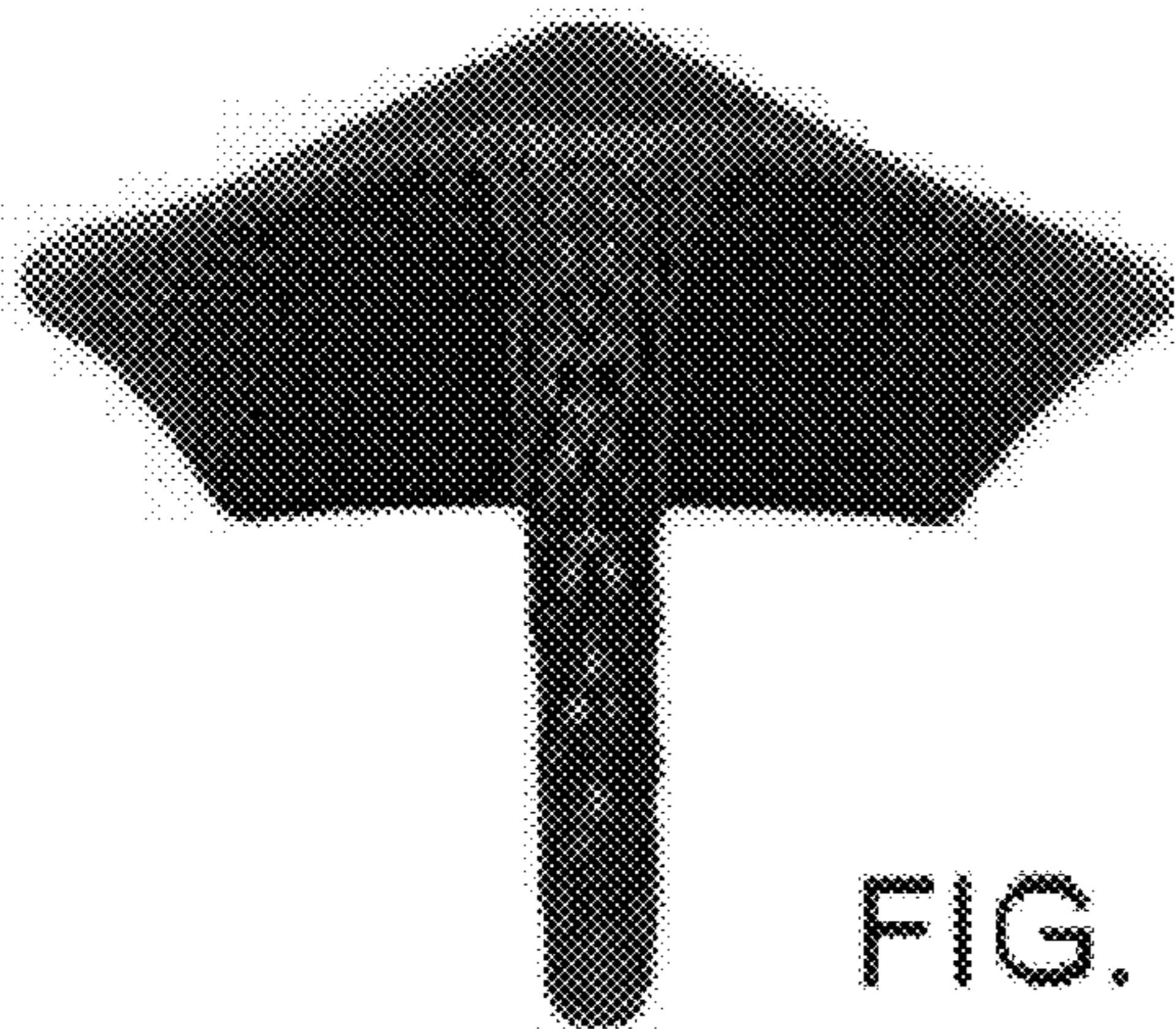


FIG. 3



FIG. 4




FIG. 5




FIG. 6