



US00D564759S

(12) **United States Design Patent**  
**Zemel**

(10) **Patent No.:** **US D564,759 S**

(45) **Date of Patent:** **\*\* Mar. 25, 2008**

(54) **CONTAINER**

(75) Inventor: **Marc Zemel**, Melville, NY (US)

(73) Assignee: **Mr. Bar-B-Q-, Inc.**, Old Bethpage, NY (US)

(\*\*) Term: **14 Years**

(21) Appl. No.: **29/250,535**

(22) Filed: **Nov. 20, 2006**

(51) **LOC (8) Cl.** ..... **03-01**

(52) **U.S. Cl.** ..... **D3/321**

(58) **Field of Classification Search** ..... D3/272-274, D3/276, 279, 280-282, 294, 315, 318, 321, D3/900, 905; D9/420-425; D6/432, 436, D6/441, 443, 553, 592, 445-447, 509-512, D6/559-561, 582-586; D12/182, 183, 203; D25/47, 48, 58, 103-111, 157-159, 138, D25/141, 163; 312/204; 296/97.23; 15/215-217  
See application file for complete search history.

(56) **References Cited**

**U.S. PATENT DOCUMENTS**

D360,700 S *	7/1995	Myers et al. ....	D25/153
D393,943 S *	5/1998	Franklin et al. ....	D3/273
D409,613 S *	5/1999	McGee et al. ....	D14/189
D419,783 S *	2/2000	Tavenas ..... ..	D5/59
D441,336 S *	5/2001	Hussaini et al. ....	D12/203
D450,285 S *	11/2001	Lu ..... ..	D12/203
D454,324 S *	3/2002	Lu ..... ..	D12/203

D474,285 S *	5/2003	Bresciani ..... ..	D25/109
6,926,376 B2 *	8/2005	Arent et al. ....	312/249.9
D523,635 S *	6/2006	Chen ..... ..	D3/282

\* cited by examiner

*Primary Examiner*—Louis Zarfes

*Assistant Examiner*—Kathleen M Sims

(74) *Attorney, Agent, or Firm*—Seth Natter; Natter & Natter

(57) **CLAIM**

The ornamental design for a container, as shown and described.

**DESCRIPTION**

FIG. 1 is a front elevational view of a container, the opposite side being a mirror image showing my new design;

FIG. 2 is a side elevational view, the opposite side being a mirror image thereof;

FIG. 3 is a top plan view thereof;

FIG. 4 is a bottom plan view thereof;

FIG. 5 is a partial enlarged view thereof showing surface ornamentation details of FIG. 1; and,

FIG. 6 is a sectional view taken along the line 6—6 of FIG. 5.

The broken line showing of a case, handle and hardware shown in FIGS. 1-4 is included for the purpose of illustrating portions of the container and form no part of the claimed design.

**1 Claim, 1 Drawing Sheet**

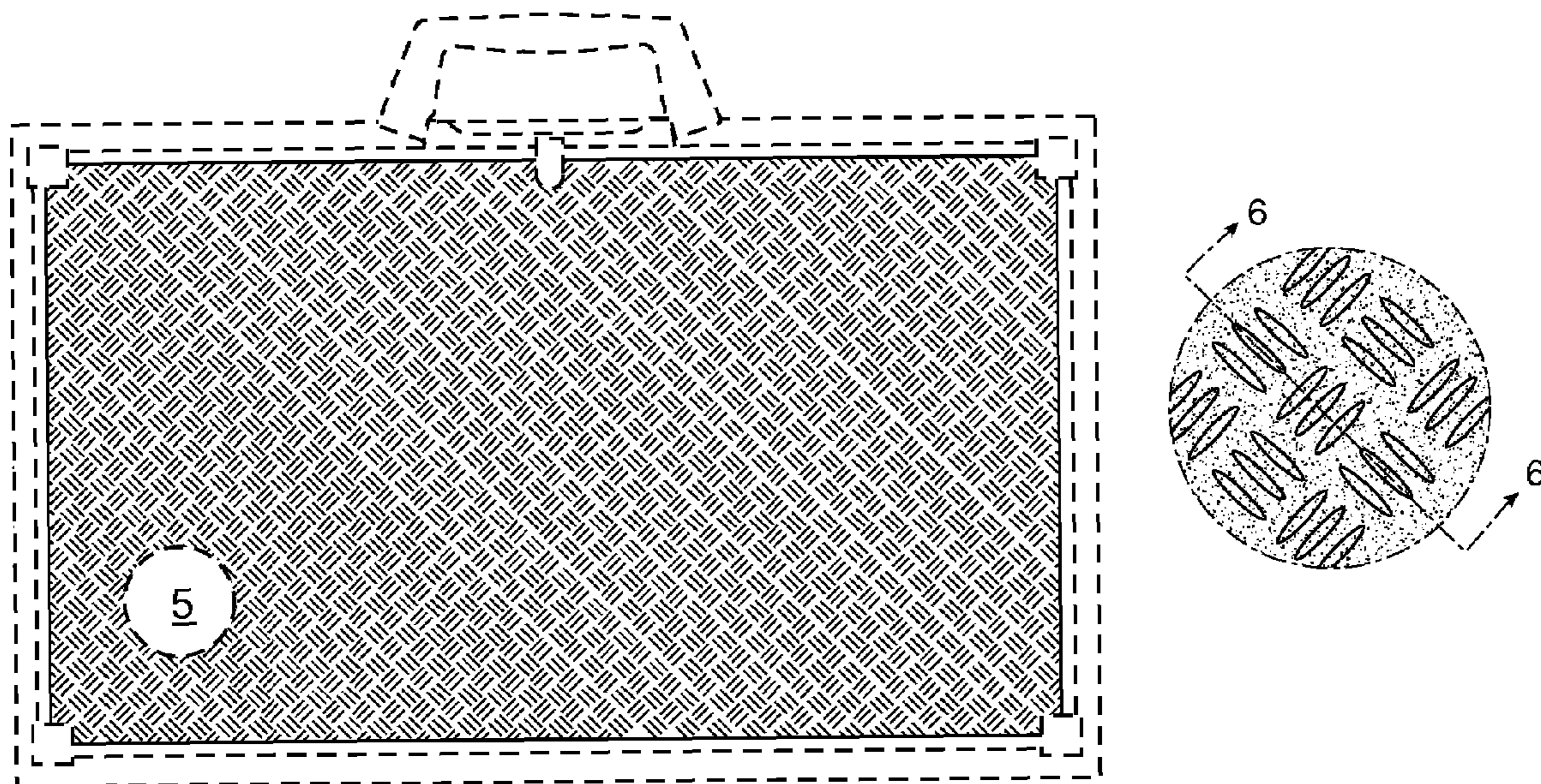


Fig. 1

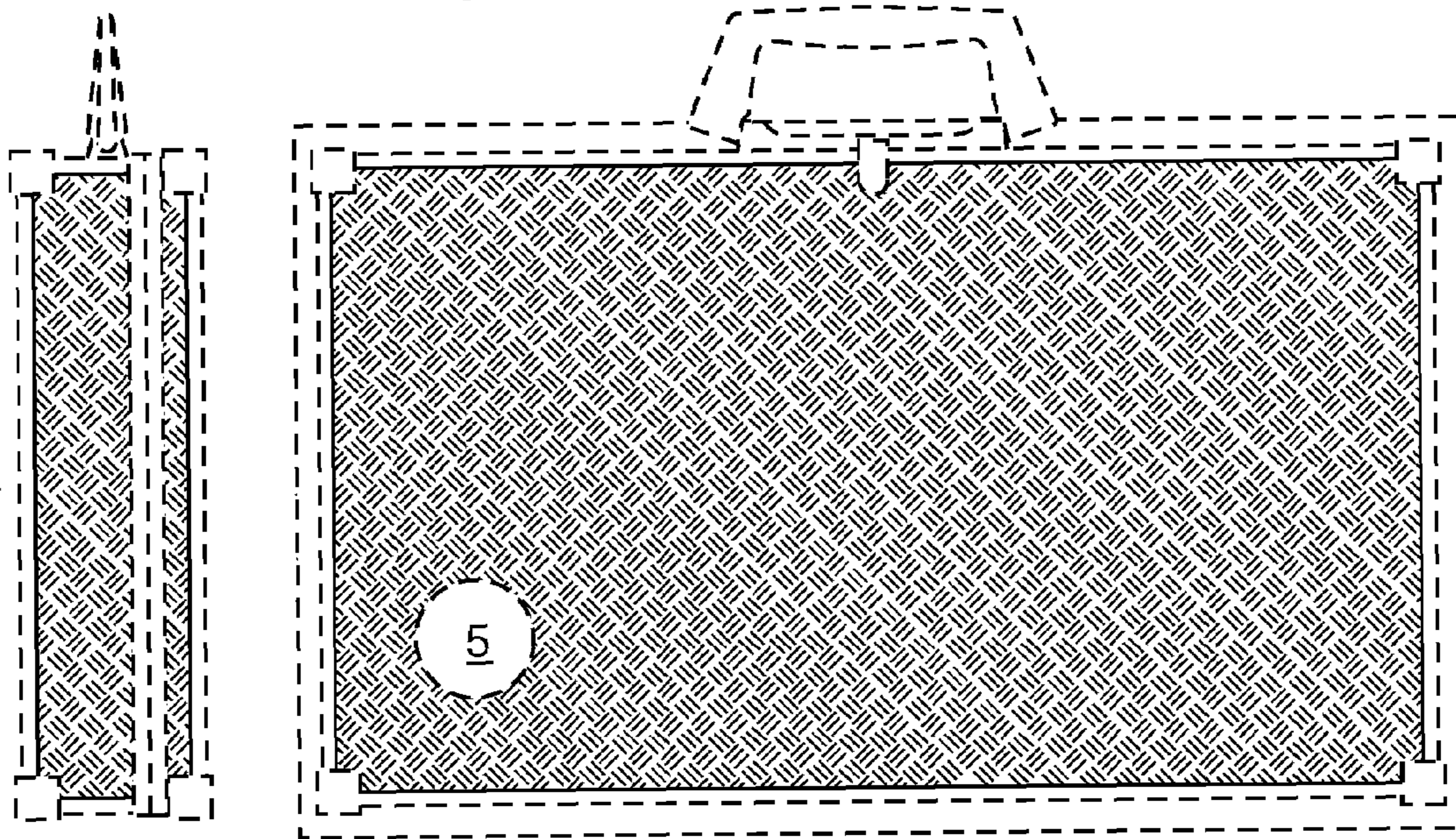


Fig. 2




Fig. 3

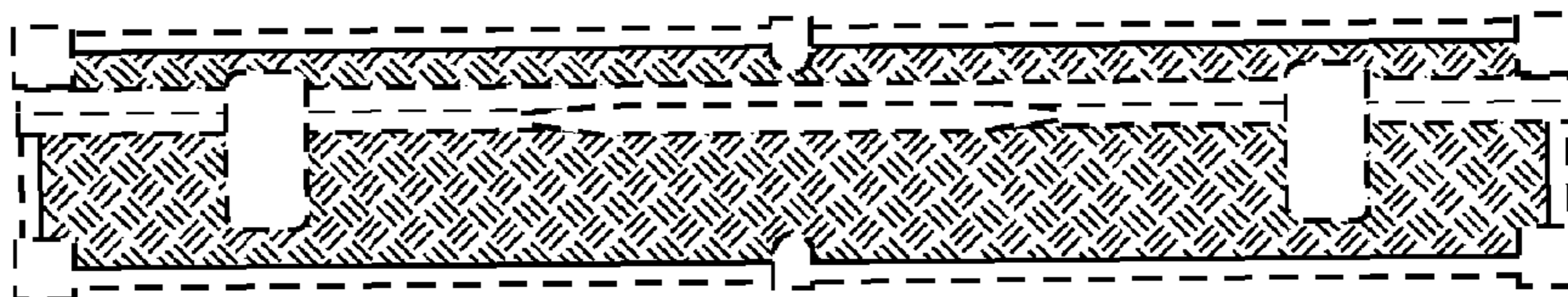


Fig. 4

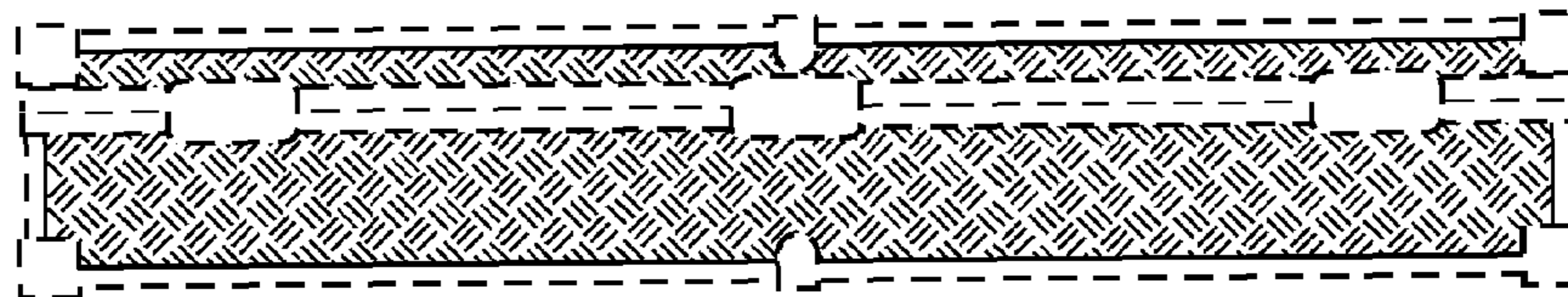


Fig. 5

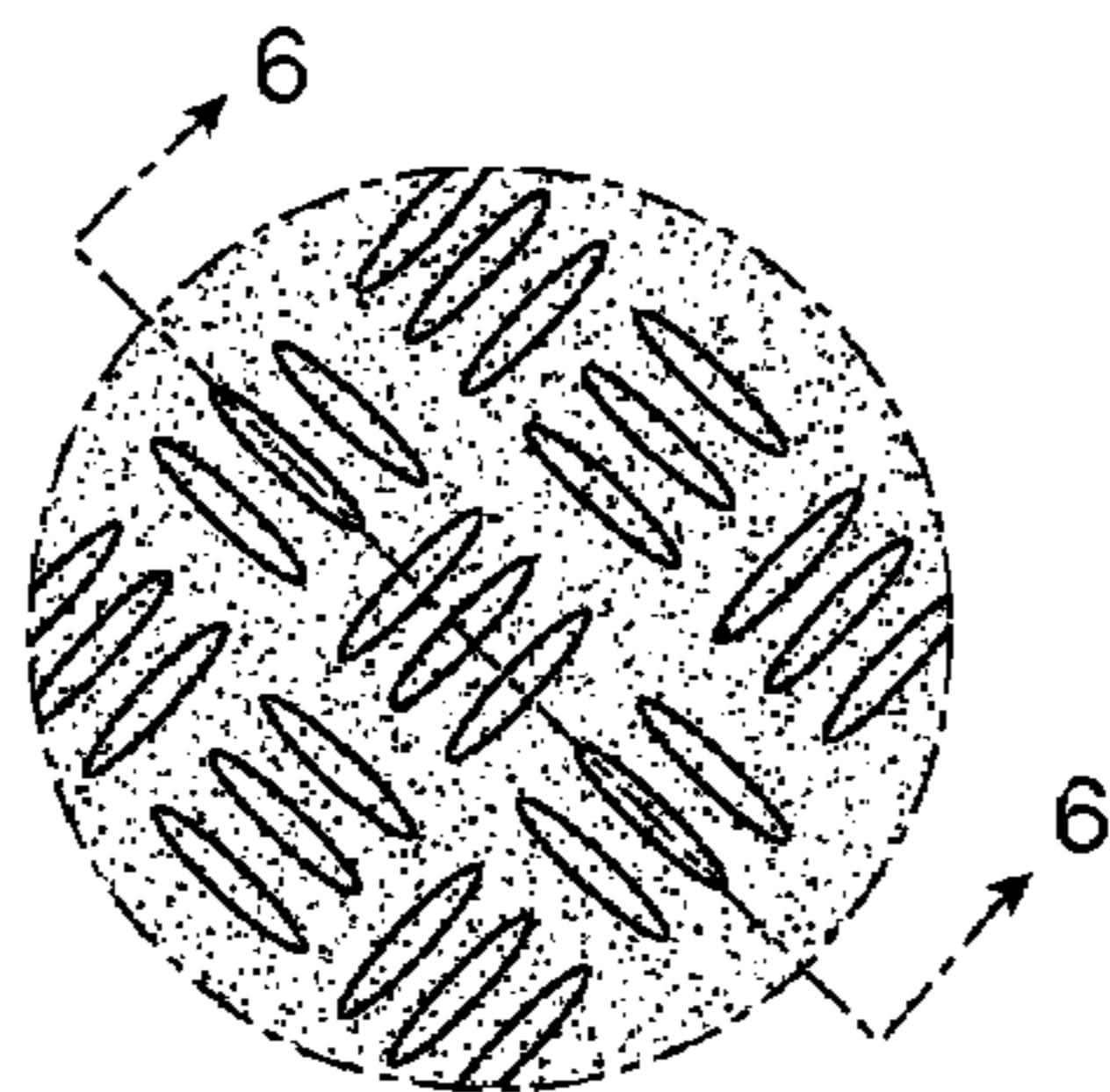


Fig. 6

