



US00D564745S

(12) **United States Design Patent**
Andersen et al.

(10) **Patent No.:** **US D564,745 S**

(45) **Date of Patent:** **** Mar. 25, 2008**

(54) **FOOTWEAR UPPER**

(75) Inventors: **Deborah H. Andersen**, Prevost (CA);
Martin W. F. Dean, St. Albans (GB);
Grant A. Urie, Shelburne, VT (US)

(73) Assignee: **Wolverine World Wide, Inc.**,
Rockford, MI (US)

(**) Term: **14 Years**

(21) Appl. No.: **29/268,603**

(22) Filed: **Nov. 9, 2006**

(51) **LOC (8) Cl.** **02-99**

(52) **U.S. Cl.** **D2/969**

(58) **Field of Classification Search** D2/896,
D2/900, 902, 903, 905, 907, 908, 916, 919-921,
D2/923-925, 943, 944, 969, 972-974, 977;
36/8.1, 9 R, 10, 45, 50.1, 77 M, 77 R, 78,
36/83, 88, 112-114, 126-131
See application file for complete search history.

(56) **References Cited**

U.S. PATENT DOCUMENTS

D133,903 S *	9/1942	Tweedie	D2/977
D169,956 S *	7/1953	Baroumes	D2/924
D178,551 S *	8/1956	Sherman	D2/900
D244,727 S *	6/1977	Borri	D2/924
D273,628 S *	5/1984	Huberman et al.	D2/907
D460,609 S *	7/2002	Belley	D2/971
D499,868 S *	12/2004	Belley et al.	D2/969
D499,869 S *	12/2004	Belley et al.	D2/969
D500,191 S *	12/2004	Belley et al.	D2/969
D500,403 S *	1/2005	Belley et al.	D2/969
D502,798 S *	3/2005	Belley et al.	D2/969
D513,836 S *	1/2006	Magro et al.	D2/896
D514,295 S *	2/2006	Belley et al.	D2/969

D517,294 S *	3/2006	Belley et al.	D2/969
D532,962 S *	12/2006	Teteriatnikov	D2/971
D538,520 S *	3/2007	Belley et al.	D2/969
D539,020 S *	3/2007	Belley et al.	D2/969
D539,021 S *	3/2007	Belley et al.	D2/969
D541,027 S *	4/2007	Belley et al.	D2/969
D544,681 S *	6/2007	Clark	D2/969
D547,536 S *	7/2007	Hulbert	D2/969
D547,935 S *	8/2007	Clark	D2/969

* cited by examiner

Primary Examiner—Dominic Simone

(74) *Attorney, Agent, or Firm*—Warner Norcross & Judd LLP

(57) **CLAIM**

The ornamental design for footwear upper, as shown and described.

DESCRIPTION

FIG. 1 is a perspective view of the footwear upper embodying the new design;

FIG. 2 is a top view thereof;

FIG. 3 is a right side view thereof;

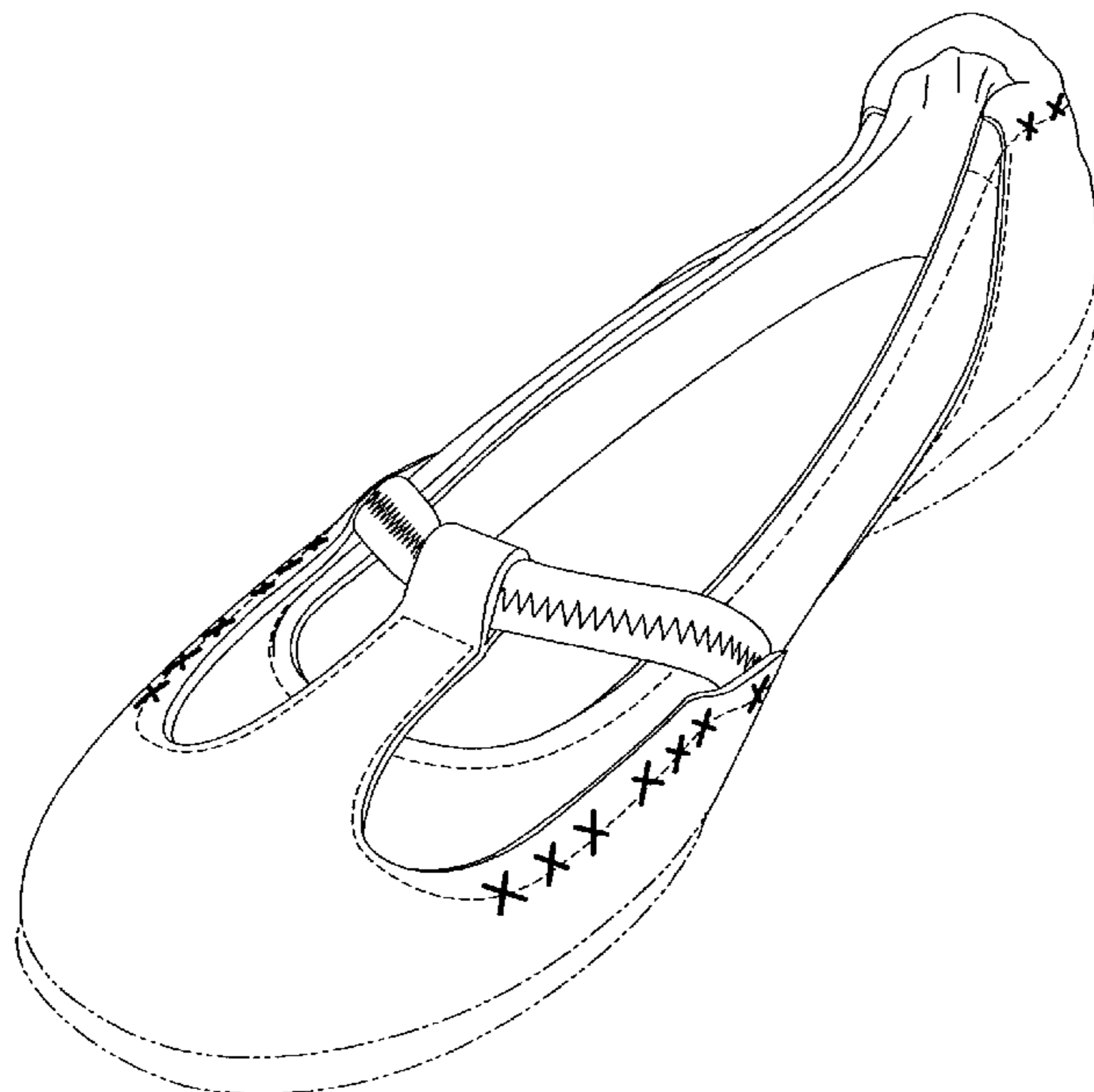
FIG. 4 is a left side view thereof;

FIG. 5 is a front view thereof; and,

FIG. 6 is a rear view thereof.

FIGS. 1-6 show features of an article of footwear in phantom lines. These features are shown for environmental purposes and do not form any part of the claimed design. Further, the phantom lines immediately adjacent the solid-line portions of the design form the boundary of the design, with the phantom lines forming no part of the claimed design.

1 Claim, 4 Drawing Sheets



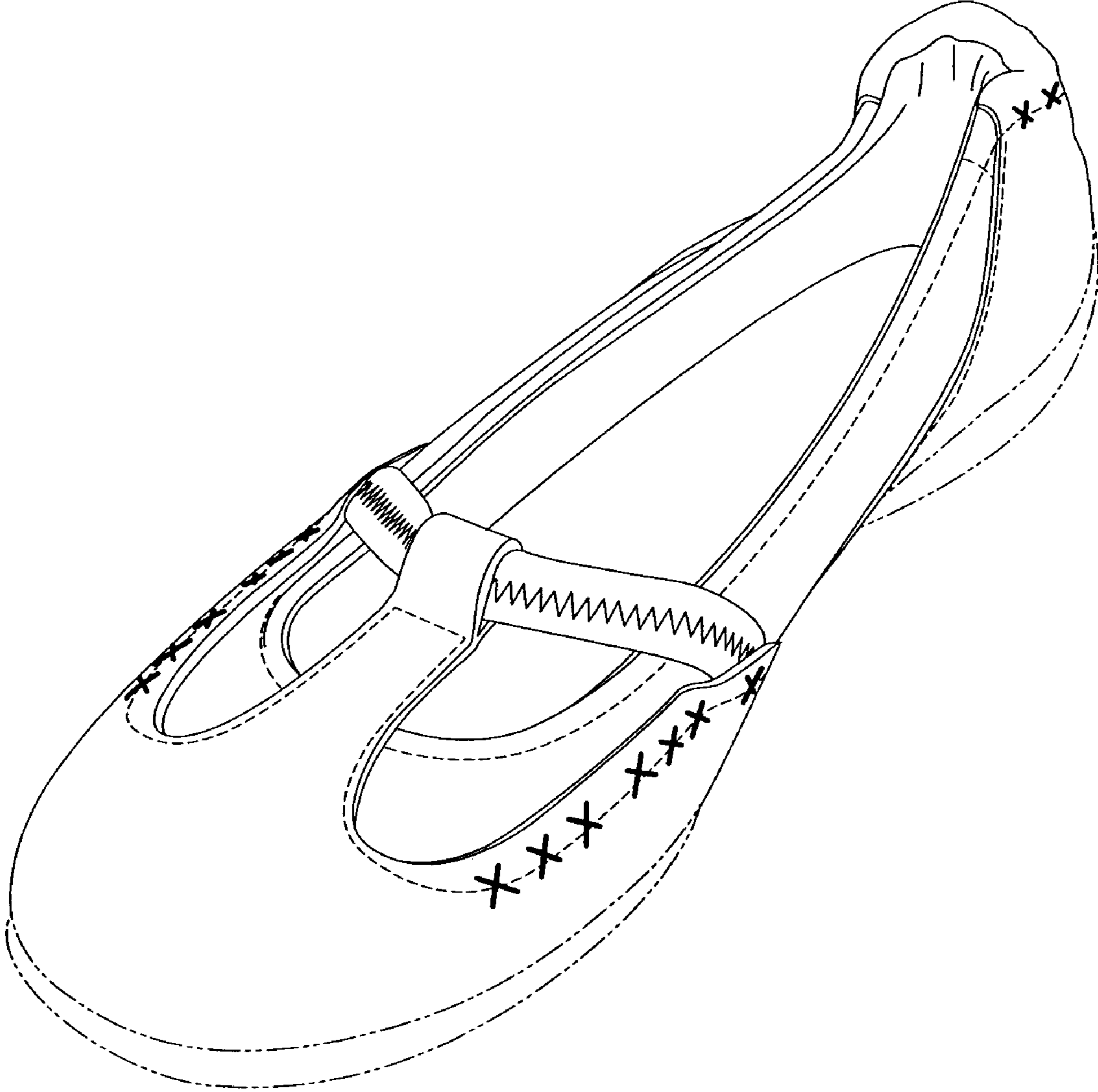


Fig. 1

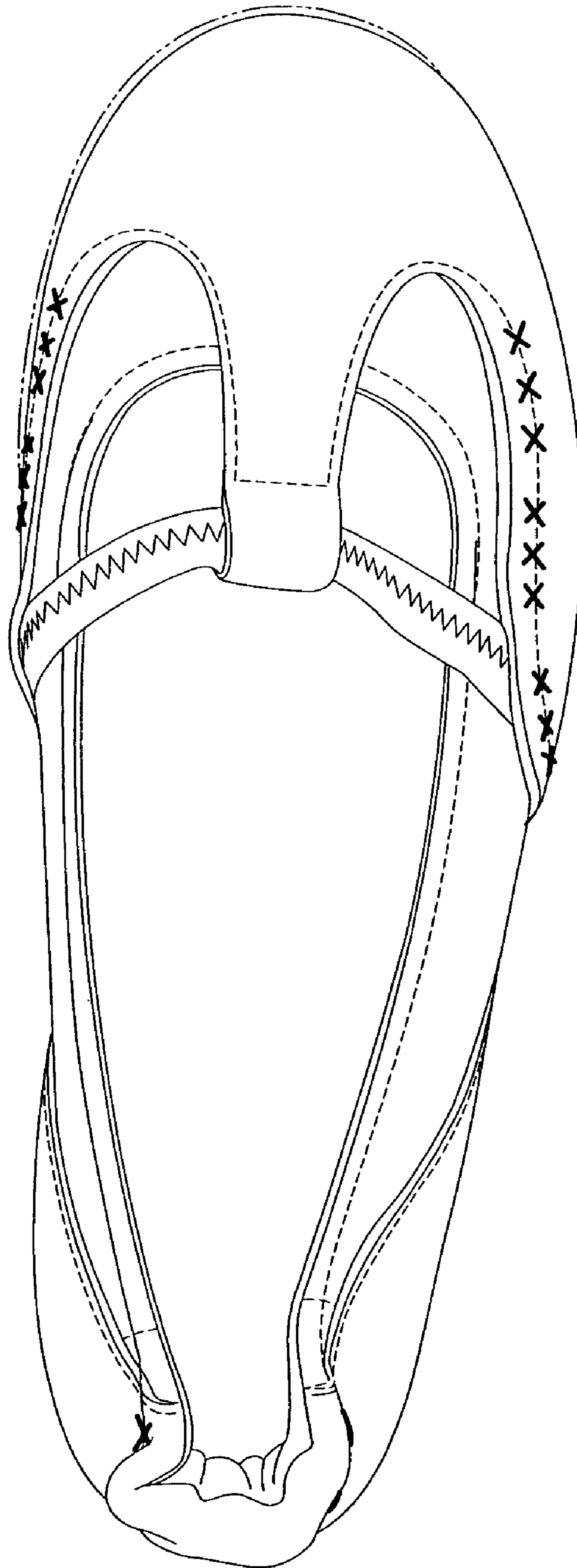


Fig. 2




Fig. 3




Fig. 4

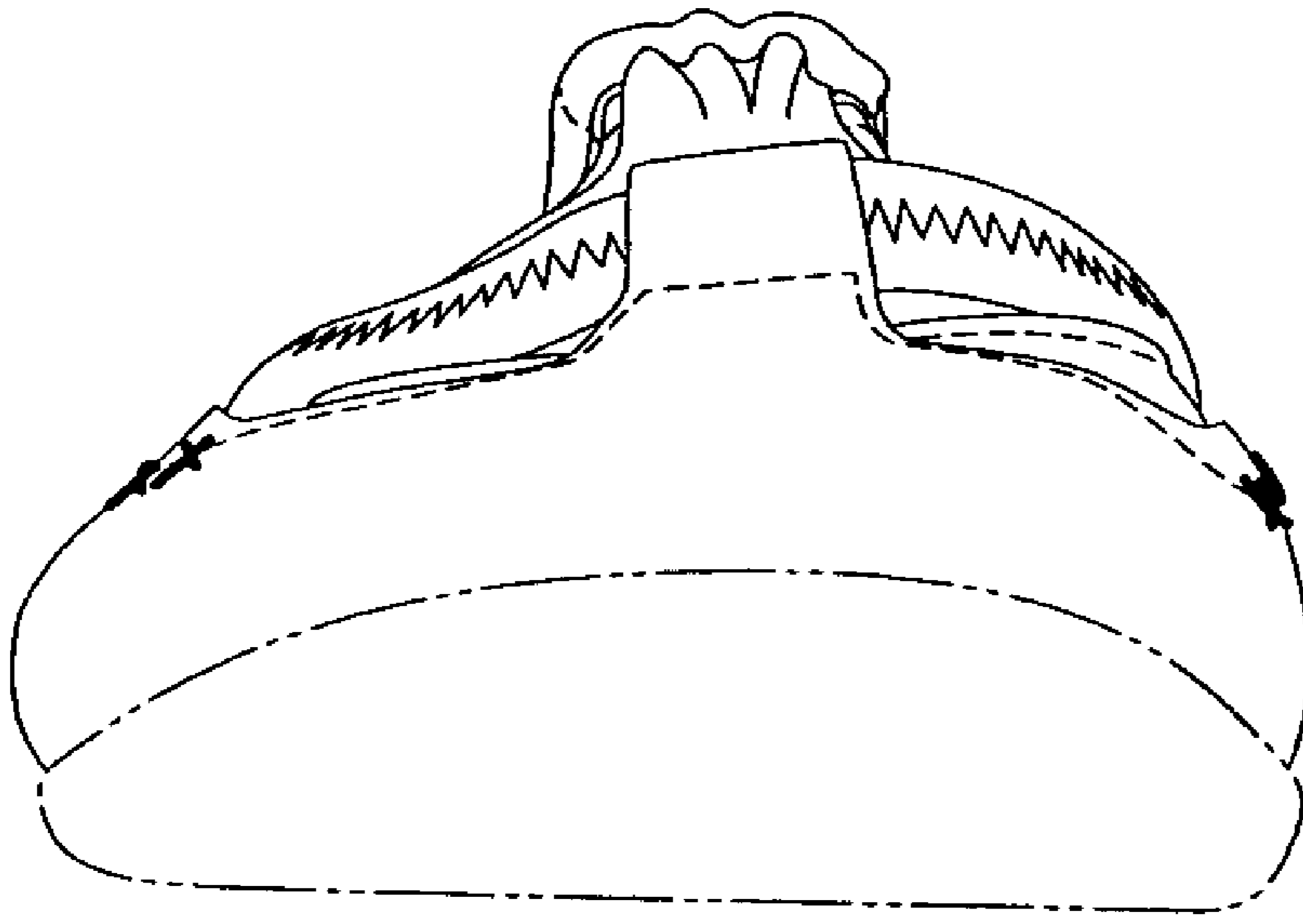


Fig. 5

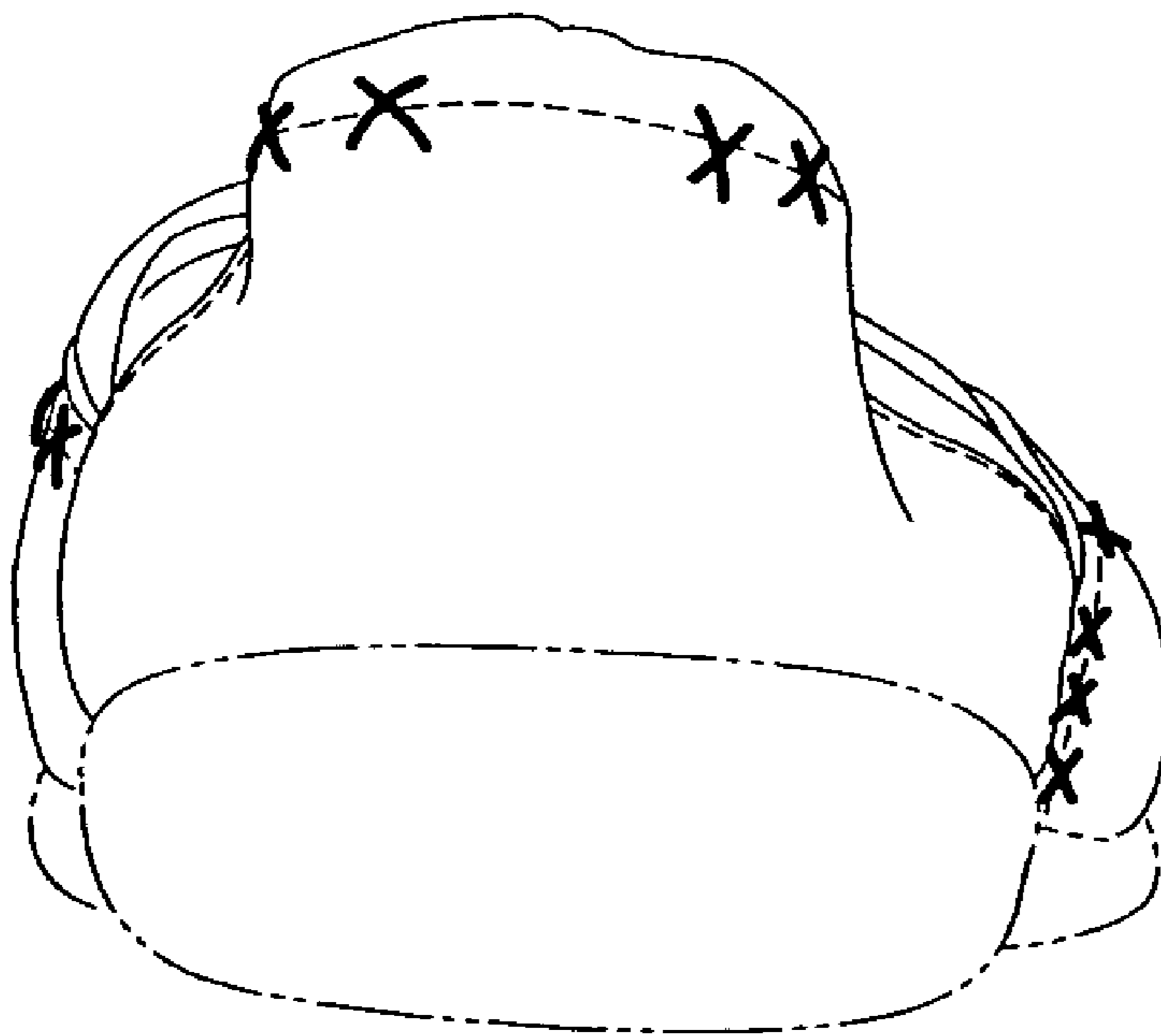


Fig. 6