



US00D564731S

(12) **United States Design Patent**
Mackrides

(10) **Patent No.: US D564,731 S**

(45) **Date of Patent: ** Mar. 25, 2008**

(54) **SET OF APRONS FOR A BRIDE AND GROOM**

(76) Inventor: **Rae Mackrides**, 980 Waterford Dr.,
Souderton, PA (US) 18964

(**) Term: **14 Years**

(21) Appl. No.: **29/263,261**

(22) Filed: **Jul. 19, 2006**

(51) **LOC (8) Cl.** **02-02**

(52) **U.S. Cl.** **D2/860**

(58) **Field of Classification Search** D2/860-864;
2/48-52, 66, 91, 208

See application file for complete search history.

(56) **References Cited**

U.S. PATENT DOCUMENTS

D68,544	S	*	10/1925	Peters	D2/862
2,129,486	A	*	9/1938	Berman	2/51
D155,723	S	*	10/1949	Matson	D2/862
D160,182	S	*	9/1950	Lee	D2/862
3,115,638	A	*	12/1963	Kikas	2/48
3,428,962	A	*	2/1969	Slimovitz	2/48
3,553,735	A	*	1/1971	Jeffcoat	2/52
D255,392	S	*	6/1980	Geffner	D2/864
D257,596	S	*	12/1980	Rosenbloom, III	D2/864
D258,020	S	*	1/1981	Bryce	D2/864
4,412,369	A	*	11/1983	Carnaghi	2/311
D272,389	S	*	1/1984	Meade	D2/862
D299,680	S	*	2/1989	Ochsner	D2/864
D301,382	S	*	6/1989	Meade	D2/862

D364,726	S	*	12/1995	Kosc	D2/864
5,566,391	A	*	10/1996	Williamson	2/51
D381,190	S	*	7/1997	Deon	D2/863
D395,736	S	*	7/1998	Walters	D2/864
D412,049	S	*	7/1999	Shelton	D2/864
D417,062	S	*	11/1999	Williams	D2/864
6,243,869	B1	*	6/2001	Ekovich	2/48
D447,999	S	*	9/2001	Thomson	D12/416
D456,593	S	*	5/2002	Leonard	D2/861
D470,295	S	*	2/2003	Chackel	D2/864
D481,197	S	*	10/2003	Fusco	D2/861
7,260,851	B1	*	8/2007	Milnark et al.	2/52

* cited by examiner

Primary Examiner—Charles A. Rademaker

Assistant Examiner—Charles D Hanson

(57) **CLAIM**

The ornamental design for a set of aprons for a bride and groom, as shown and described.

DESCRIPTION

FIG. 1 is a front elevational view of a set of aprons for a bride and groom showing my new design;


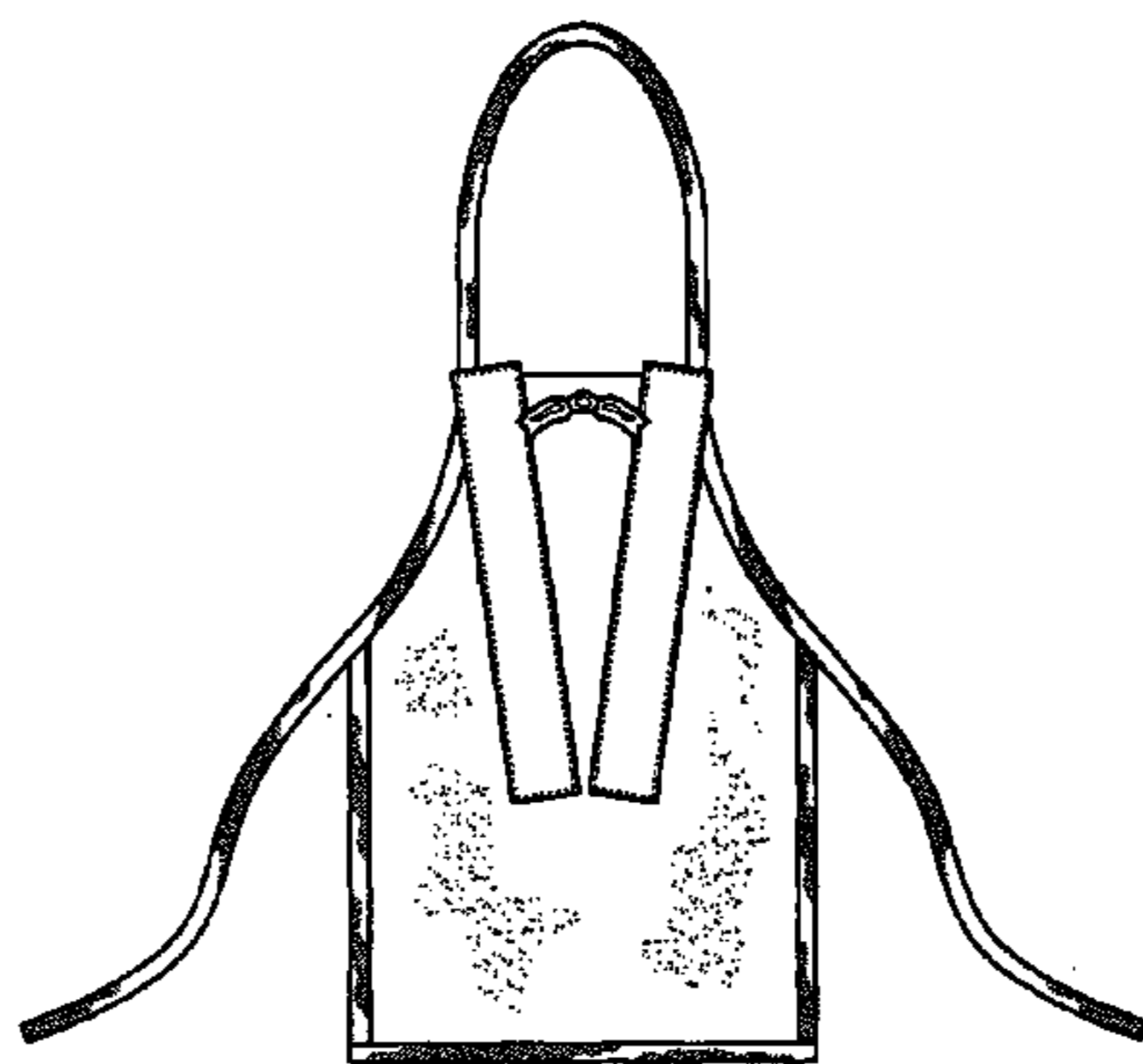
FIG. 2 is a rear elevational view thereof;

FIG. 3 is a side view, taken from the left side of FIG. 1; the right side view being a mirror image thereof;

FIG. 4 is a top plan view thereof; and,

FIG. 5 is a bottom plan view thereof.

1 Claim, 4 Drawing Sheets




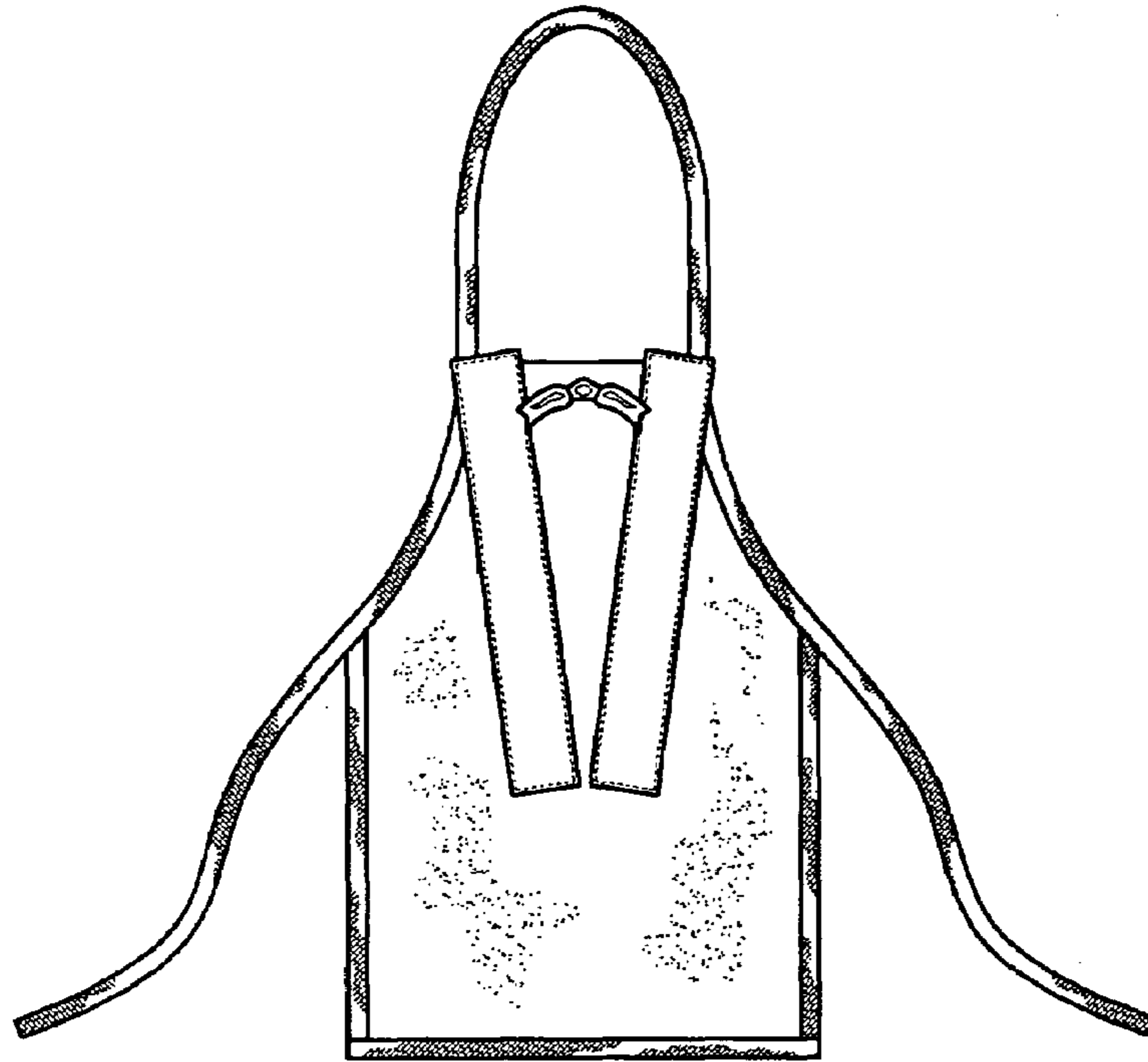


FIG. 1

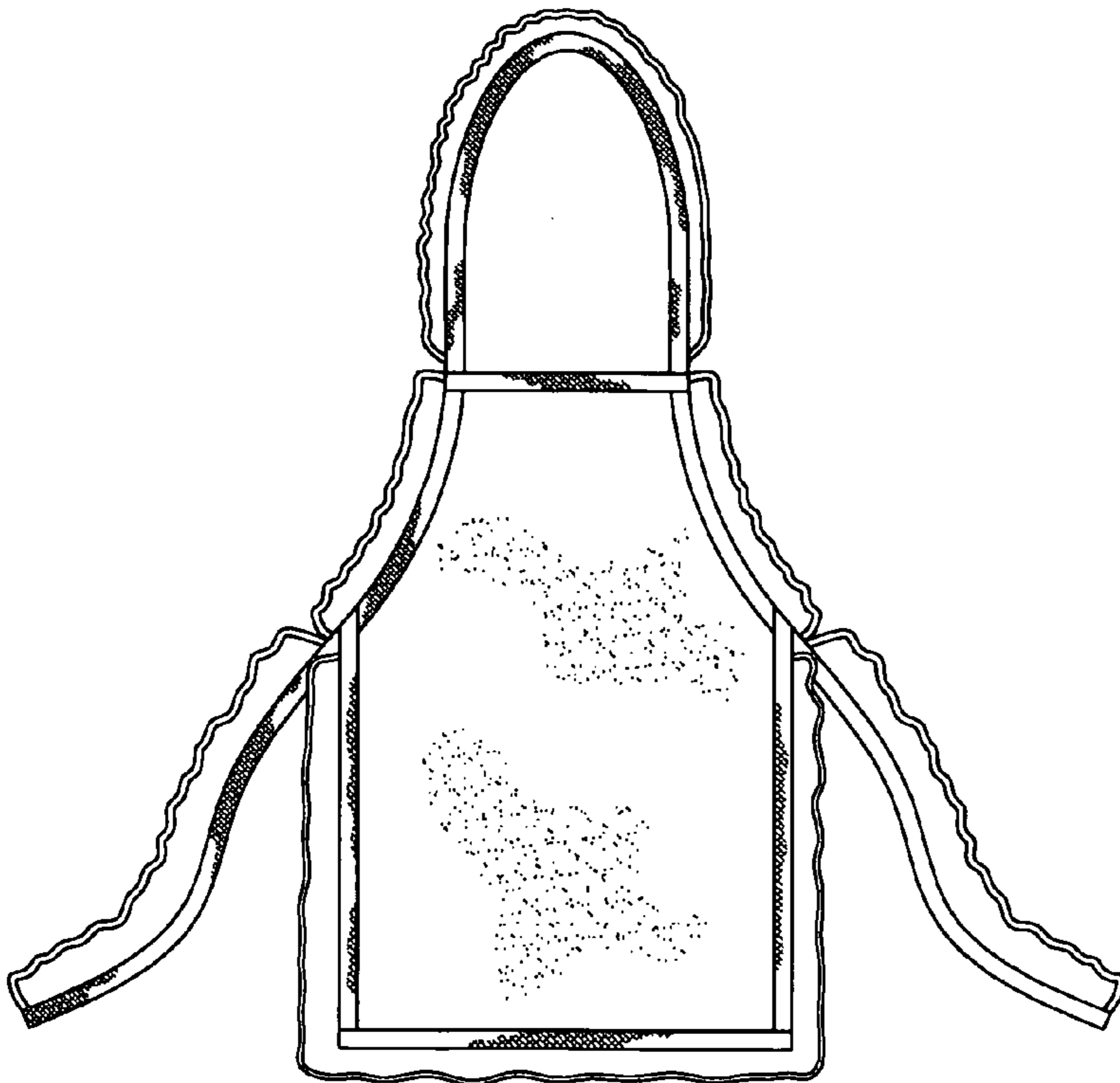
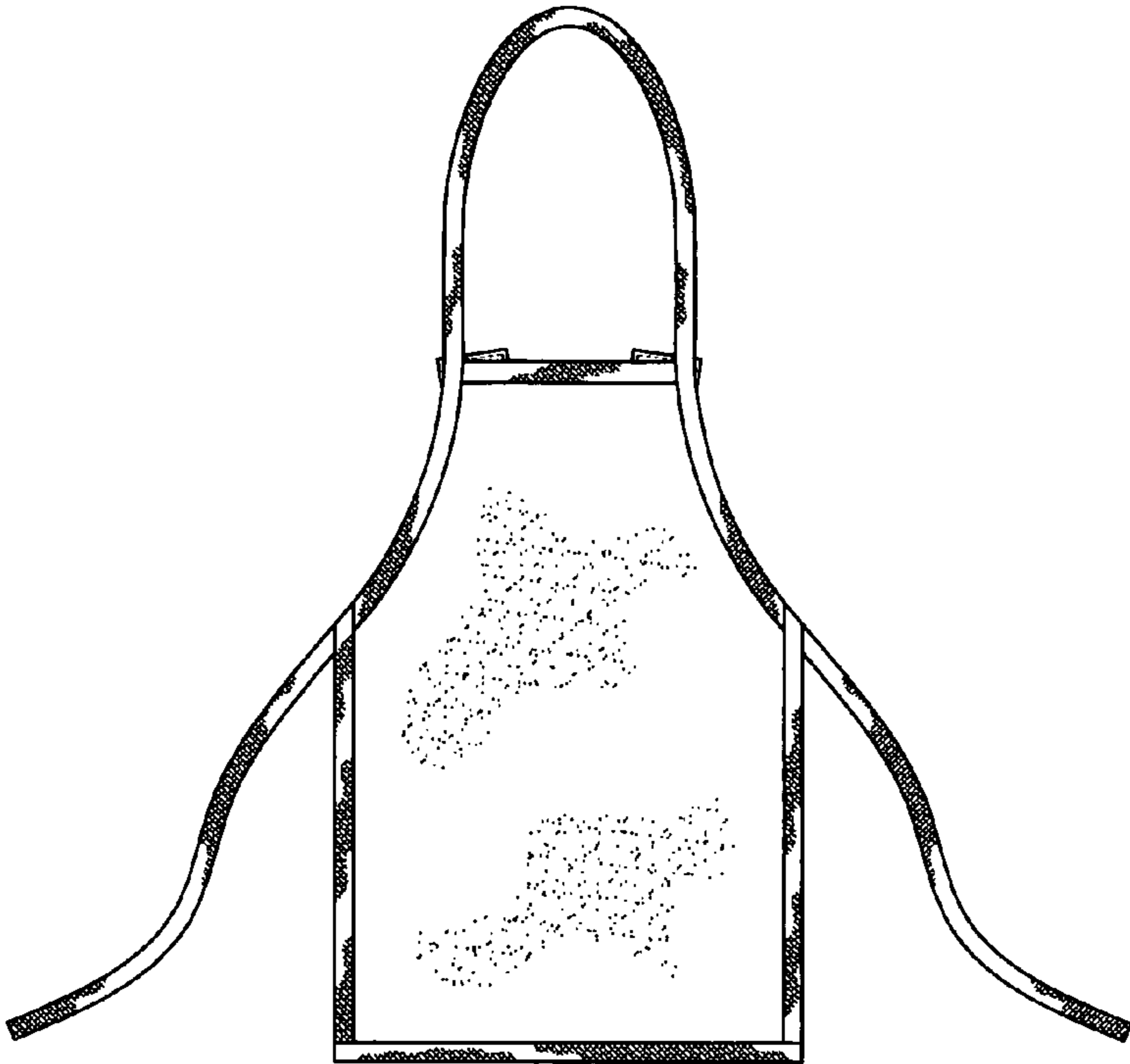


FIG.2

