



US00D564719S

(12) **United States Design Patent**
Eicher et al.

(10) **Patent No.:** **US D564,719 S**
(45) **Date of Patent:** **** Mar. 18, 2008**

(54) **CONTROL PANEL FOR A LAUNDRY APPLIANCE**

D519,247 S * 4/2006 Kim et al. D32/6
D537,577 S * 2/2007 Nam et al. D32/6
D549,898 S * 8/2007 Suh D32/6
D549,899 S * 8/2007 Suh D32/6

(75) Inventors: **Max Eicher**, München (DE); **Johannes Geyer**, Haar (DE); **Jacques Helot**, München (DE); **Carsten Weber**, Aalen (DE)

* cited by examiner

(73) Assignee: **BSH Bosch und Siemens Hausgeraete GmbH**, Munich (DE)

Primary Examiner—Stella M. Reid
Assistant Examiner—Kathleen Sims
(74) *Attorney, Agent, or Firm*—Russell W. Warnock; James E. Howard

(**) Term: **14 Years**

(21) Appl. No.: **29/289,172**

(57) **CLAIM**

(22) Filed: **Jul. 9, 2007**

The ornamental design for a control panel for a laundry appliance, as shown and described.

(30) **Foreign Application Priority Data**

Jan. 16, 2007 (EM) 000 659 065

DESCRIPTION

(51) **LOC (8) Cl.** **15-05**

(52) **U.S. Cl.** **D32/28**

(58) **Field of Classification Search** D32/1,
D32/5, 10, 25, 28, 6, 8; 34/523–524, 58,
34/108, 417, 130–132, 499, 534, 600, 603;
68/12.08, 3 R, 5 R, 12.01; 312/31
See application file for complete search history.

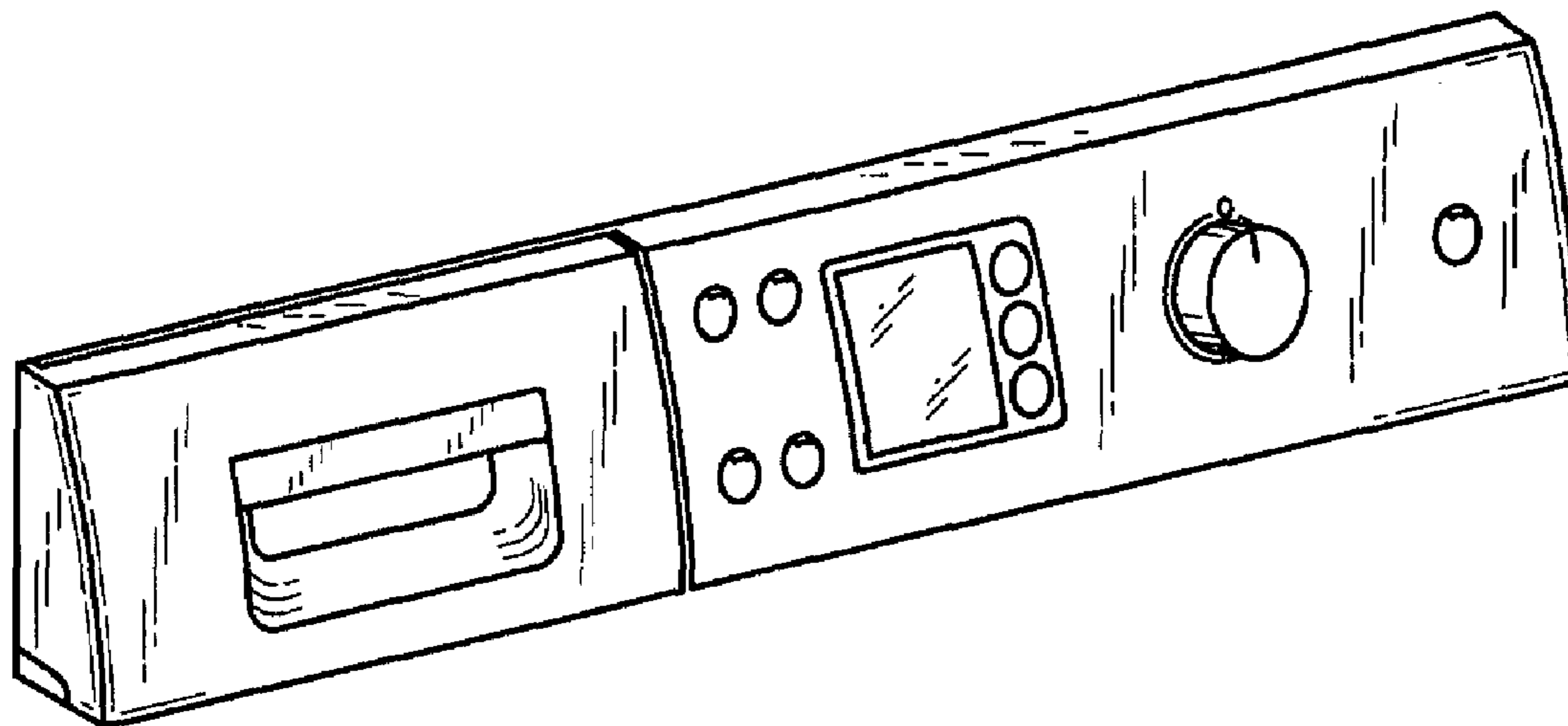
FIG. 1 is a perspective view of a control panel for a laundry appliance showing our new design;
FIG. 2 is a front view thereof;
FIG. 3 is a right view thereof;
FIG. 4 is a rear view thereof;
FIG. 5 is a left view thereof;
FIG. 6 is a bottom view thereof; and,
FIG. 7 is a top perspective view.

(56) **References Cited**

U.S. PATENT DOCUMENTS

D518,256 S * 3/2006 Kim et al. D32/25

1 Claim, 4 Drawing Sheets



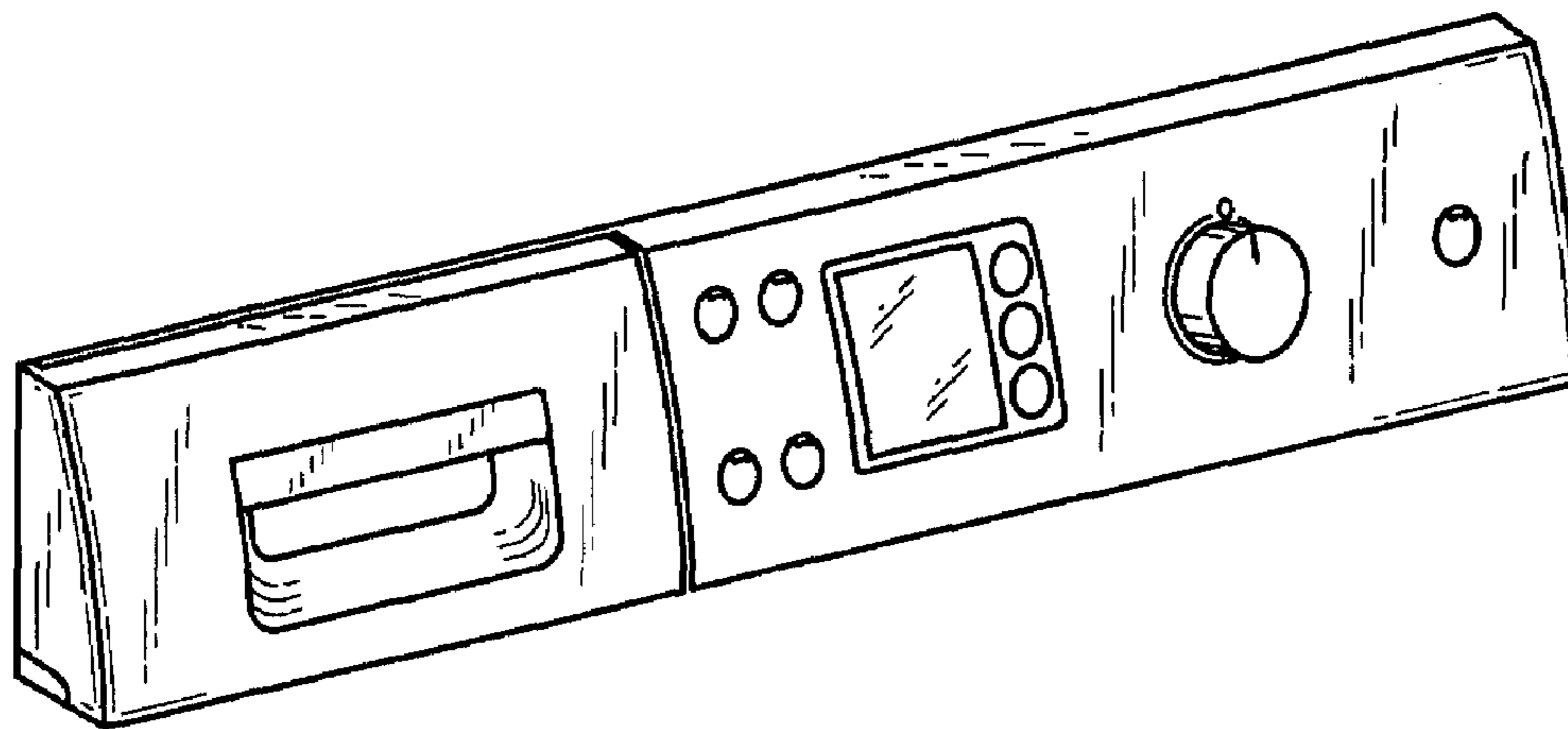


FIG. 1

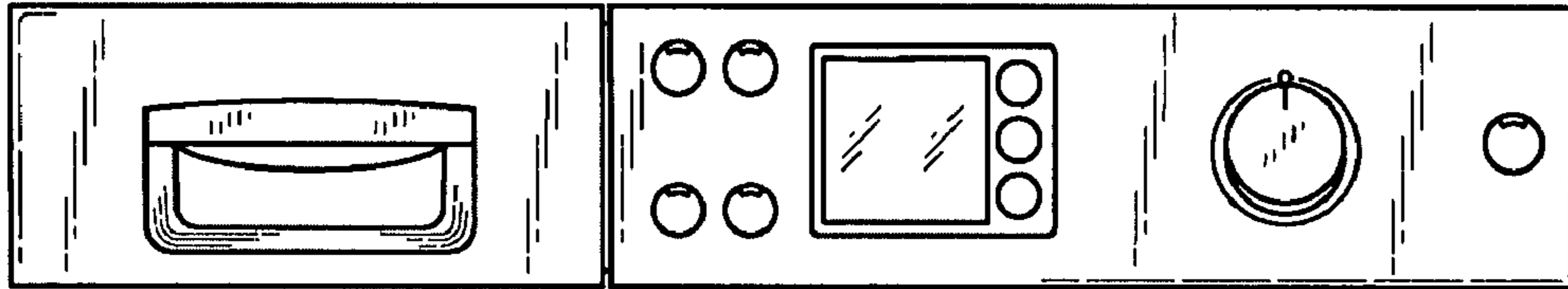


FIG. 2



FIG. 3

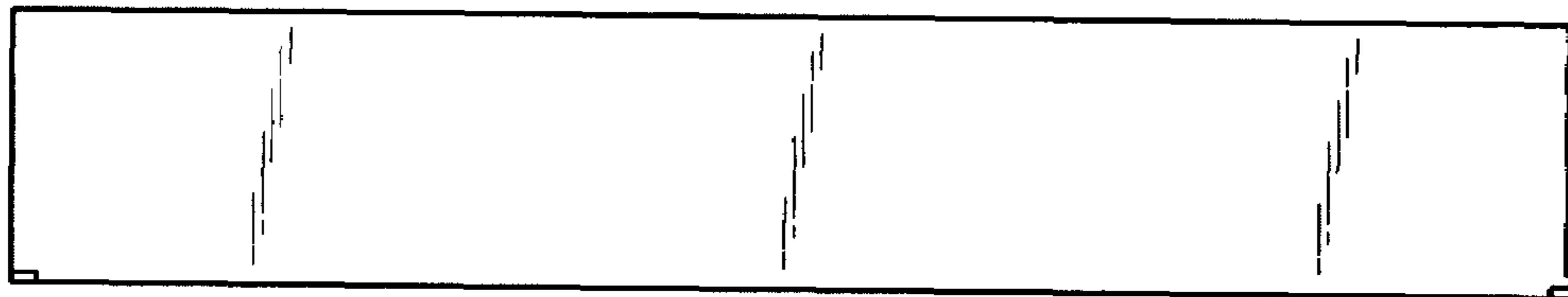


FIG. 4

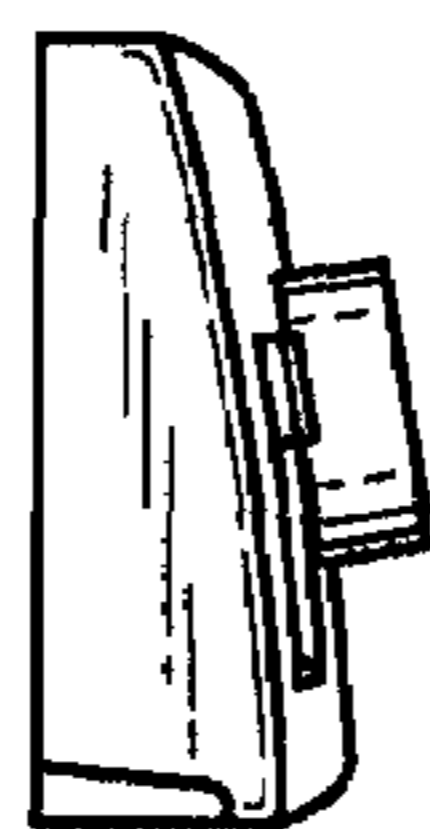


FIG. 5




FIG. 6

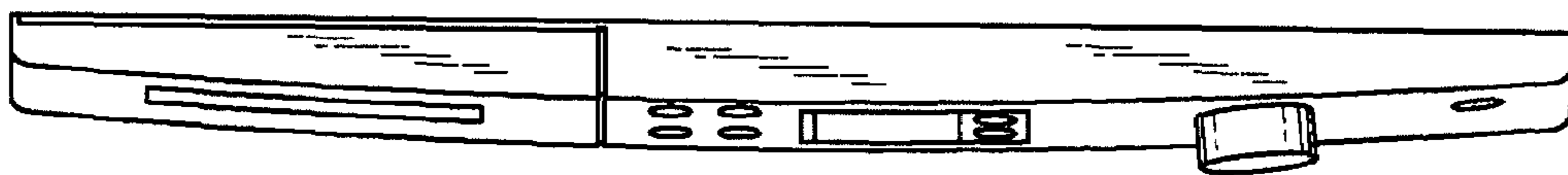


FIG. 7