



US00D564716S

(12) **United States Design Patent**
Lamstein

(10) **Patent No.:** **US D564,716 S**

(45) **Date of Patent:** **** Mar. 18, 2008**

(54) **FELT STRIPS**

(76) **Inventor:** **Aaron Lamstein**, 160 Mitchell Blvd.,
San Rafael, CA (US) 94903

(**) **Term:** **14 Years**

(21) **Appl. No.:** **29/286,961**

(22) **Filed:** **May 22, 2007**

(51) **LOC (8) Cl.** **30-99**

(52) **U.S. Cl.** **D30/160**

(58) **Field of Classification Search** D30/119,
D30/160; D21/707; 119/702, 706-711
See application file for complete search history.

(56) **References Cited**

U.S. PATENT DOCUMENTS

D259,354 S *	5/1981	Derrington	D21/707
4,363,837 A *	12/1982	Weitz	428/26
4,891,032 A *	1/1990	Davis	446/484
5,045,014 A *	9/1991	Harkins	446/236
5,186,457 A *	2/1993	Cole	473/575
5,657,721 A *	8/1997	Mayfield et al.	119/707
5,813,931 A *	9/1998	Gormley	473/575

D426,036 S *	5/2000	Willinger et al.	D30/160
6,171,200 B1 *	1/2001	Camp	473/249
D513,546 S *	1/2006	Comerford	D30/160
D529,239 S *	9/2006	Oblack	D30/160
D540,896 S *	4/2007	Chernick et al.	D21/707
D554,812 S *	11/2007	Dennis	D30/160

* cited by examiner

Primary Examiner—Cathy Anne MacCormac

(57) **CLAIM**

The ornamental design for a felt strips, as shown and described.

DESCRIPTION

FIG. 1 is a perspective view of a felt strips of the present invention;

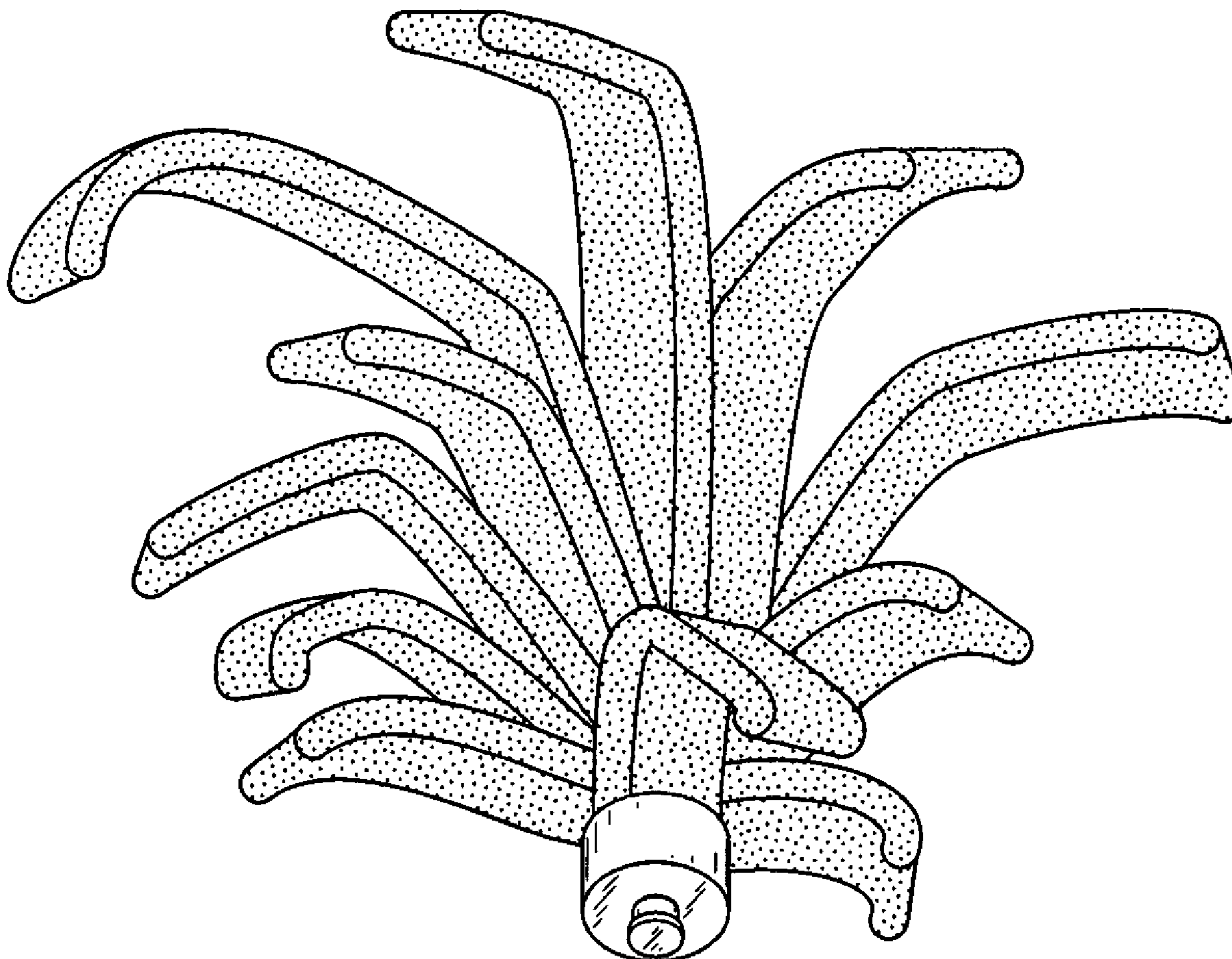
FIG. 2 is a left side view thereof;

FIG. 3 is a right side view thereof;

FIG. 4 is a bottom plan view thereof; and,

FIG. 5 is a top plan view thereof.

1 Claim, 2 Drawing Sheets



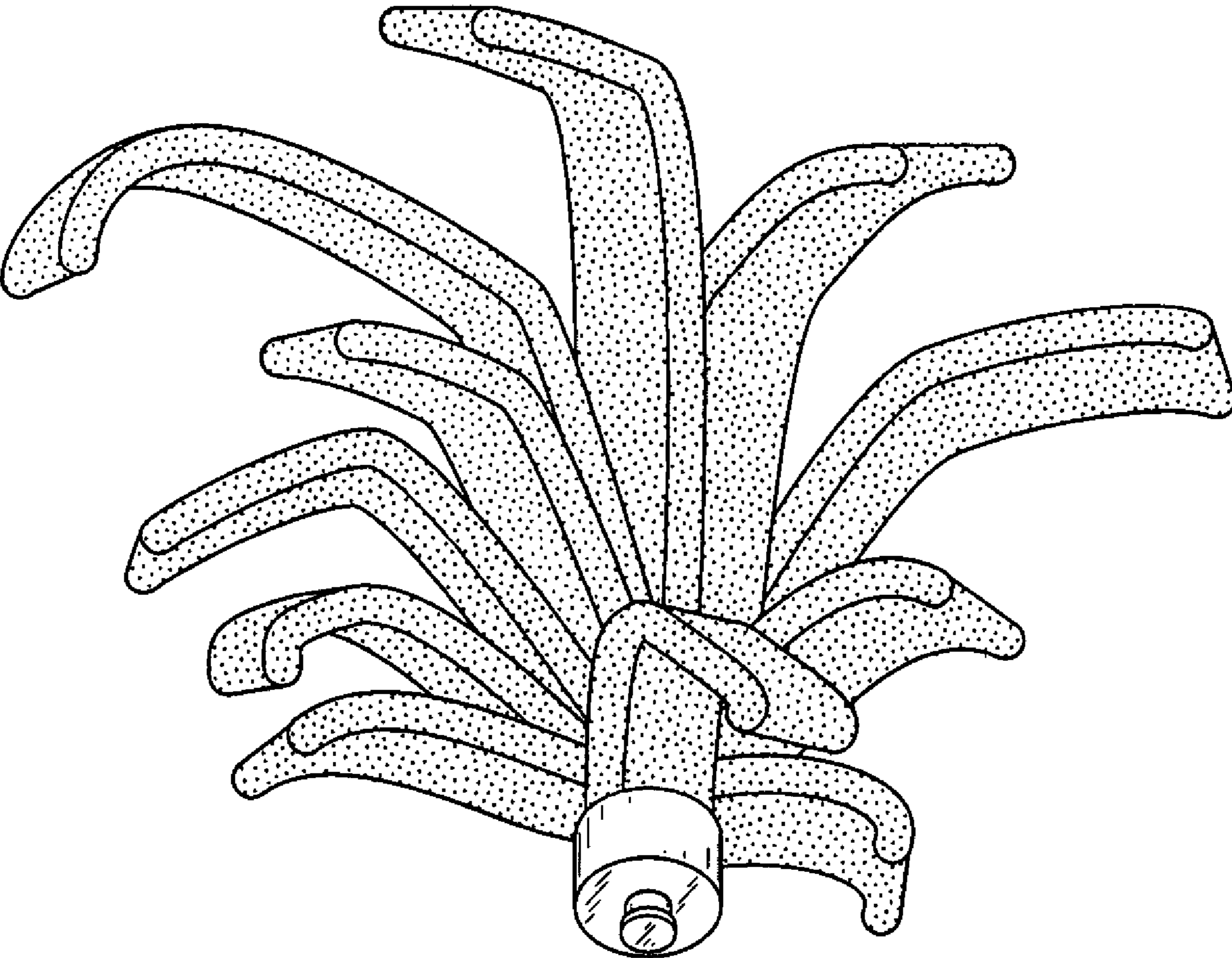


FIG. 1

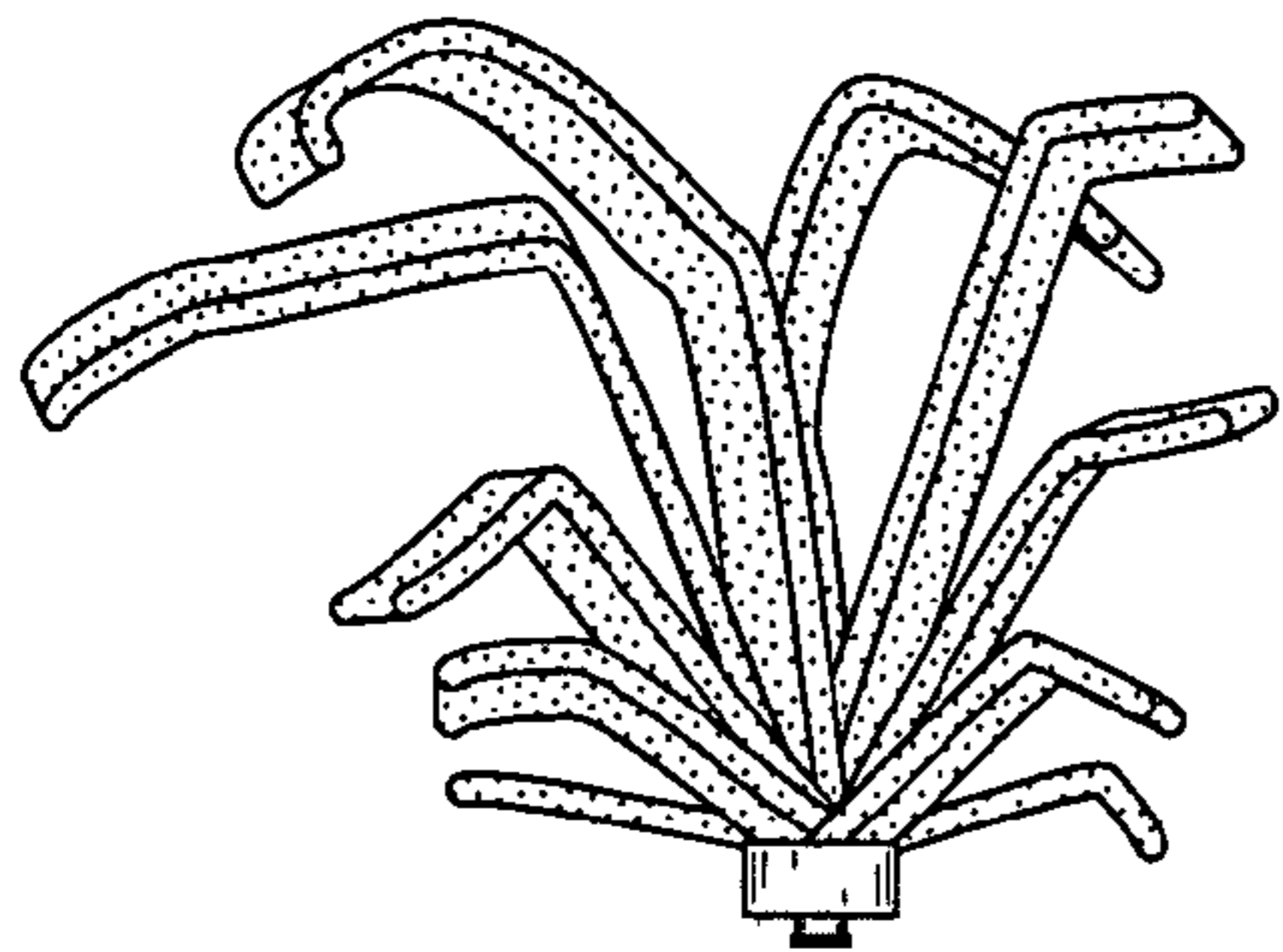


FIG. 2

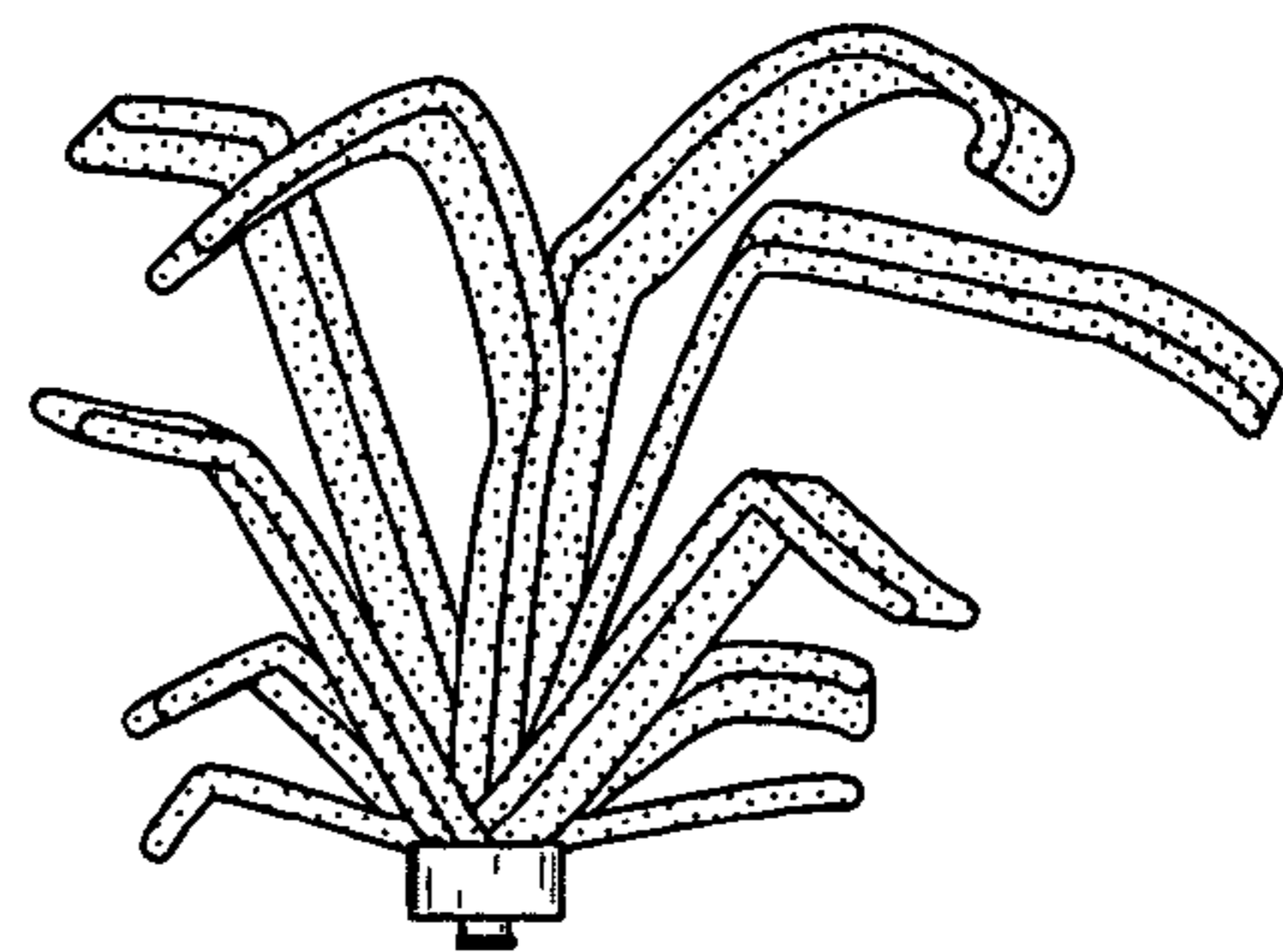


FIG. 3




FIG. 4




FIG. 5