

US00D564702S

(12) **United States Design Patent**
Miranda

(10) **Patent No.:** **US D564,702 S**
(45) **Date of Patent:** **** Mar. 18, 2008**

(54) **FITTER FOR LIGHTING FIXTURE**

(76) Inventor: **Pasquale Miranda**, 63-2nd St., Garden City, NY (US) 11530

(**) Term: **14 Years**

(21) Appl. No.: **29/270,268**

(22) Filed: **Dec. 19, 2006**

(51) **LOC (8) Cl.** **26-99**

(52) **U.S. Cl.** **D26/142**

(58) **Field of Classification Search** D26/37,
D26/68, 93, 138, 71, 118, 24, 67, 87, 85,
D26/129, 72, 128, 110, 142, 154, 153, 26,
D26/152, 149, 133; 362/405, 147, 410, 431
See application file for complete search history.

(56) **References Cited**

U.S. PATENT DOCUMENTS

D42,572 S *	6/1912	Bryce	D26/149
D59,413 S *	10/1921	Dahl	D26/149
D59,902 S *	12/1921	Mathieu	D26/149
D61,349 S *	8/1922	Ross et al.	D26/133
D354,150 S *	1/1995	Porter	D26/113

D368,321 S *	3/1996	Dolan	D26/133
D368,973 S *	4/1996	Dolan	D26/85
D427,367 S *	6/2000	Miranda	D26/142
D428,507 S *	7/2000	De'Armond	D26/72
D461,581 S *	8/2002	De'Armond	D26/87
D485,933 S *	1/2004	Kuelbs et al.	D26/113
D488,250 S *	4/2004	Dolan	D26/118
D504,973 S *	5/2005	Chen	D26/118

* cited by examiner

Primary Examiner—Cathron Brooks

Assistant Examiner—Kevin K Rudzinski

(57) **CLAIM**

The ornamental design for a fitter for lighting fixture, as shown and described.


DESCRIPTION

FIG. 1 is a perspective view of fitter for lighting fixture showing my new design;

FIG. 2 is a front elevational view thereof, all sides being identical; and,

FIG. 3 is a top plan view thereof.

1 Claim, 3 Drawing Sheets






FIG. 1




FIG. 2

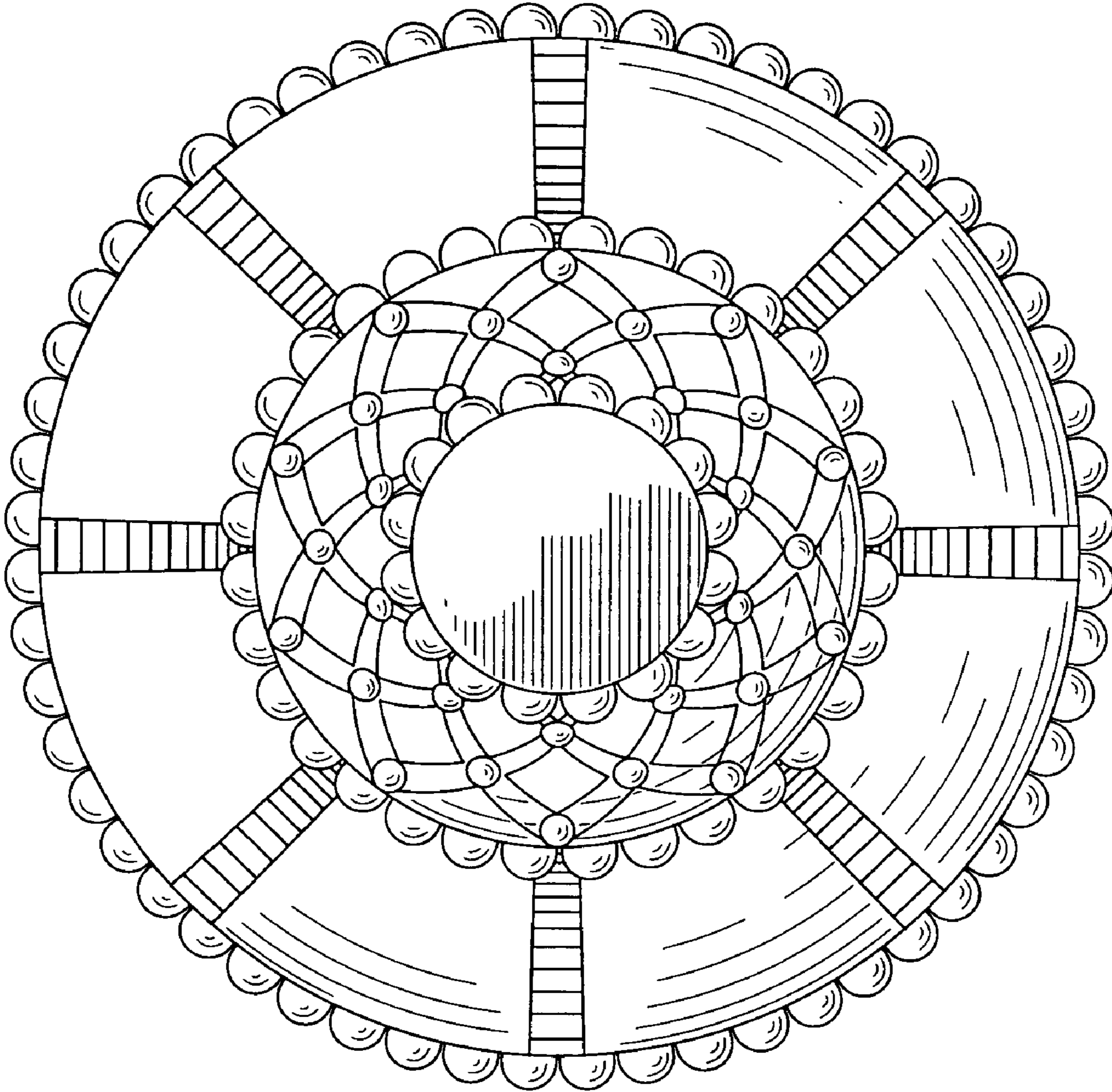


FIG. 3