



US00D564680S

(12) **United States Design Patent**  
**McNeill**

(10) **Patent No.:** **US D564,680 S**  
(45) **Date of Patent:** **\*\* Mar. 18, 2008**

(54) **FENCE MOUNTING DEVICE**

(76) Inventor: **Peter John McNeill**, 3 MacMaster  
Parade, MacMasters Beach, New South  
Wales (AU) 2251

(\*\*) Term: **14 Years**

(21) Appl. No.: **29/258,620**

(22) Filed: **Apr. 25, 2006**

(30) **Foreign Application Priority Data**

Nov. 2, 2005 (AU) ..... 14853/05

(51) **LOC (8) Cl.** ..... **25-01**

(52) **U.S. Cl.** ..... **D25/135; D25/133**

(58) **Field of Classification Search** ..... D25/132,  
D25/133, 135; 256/65.14, 65.04

See application file for complete search history.

(56) **References Cited**

**U.S. PATENT DOCUMENTS**

3,278,209 A \* 10/1966 Winikoff ..... 403/219  
4,243,343 A 1/1981 Wier  
6,406,002 B1 \* 6/2002 Hardy et al. .... 256/24  
6,523,808 B1 \* 2/2003 Lehmann ..... 256/65.14  
D509,004 S \* 8/2005 Rosian ..... D25/135  
D514,235 S \* 1/2006 Rosian ..... D25/135

**FOREIGN PATENT DOCUMENTS**

AU 199852034 5/1998  
BE 901539 5/1985  
DE 2706333 8/1977

DE	4127942	3/1993
DE	19617012	10/1997
DE	19703835	10/1997
DE	29721303	1/1998
DE	10111272	9/2002
EP	428468	5/1991
JP	860898	3/1996
JP	8177272	7/1996
JP	9228701	9/1997
JP	9296632	11/1997
JP	200027135	1/2000
JP	200027497	1/2000
JP	200045241	2/2000

\* cited by examiner

*Primary Examiner*—Doris Clark

(74) *Attorney, Agent, or Firm*—King & Schickli, PLLC

(57) **CLAIM**

The ornamental design of a fence mounting device, as shown and described.

**DESCRIPTION**

FIG. 1 is a plan view of the fence mounting device of the present invention;

FIG. 2 is a isometric view of top, front and side view thereof;


FIG. 3 is a front elevational view thereof;


FIG. 4 is a side elevational view thereof;

FIG. 5 is a bottom plan view thereof; and,


FIG. 6 is an isometric view of bottom, front and side thereof.

**1 Claim, 1 Drawing Sheet**







*Fig. 1*




*Fig. 2*




*Fig. 3*



*Fig. 4*



*Fig. 5*



*Fig. 6*