



US00D564675S

(12) **United States Design Patent**
Farber et al.

(10) **Patent No.:** **US D564,675 S**
(45) **Date of Patent:** **** Mar. 18, 2008**

(54) **STEP STOOL**

(75) Inventors: **Robert Farber**, Montreal (CA); **Jason C. Farber**, Montreal (CA)

(73) Assignee: **GSC Technologies Corporation**, St. Jean (CA)

(**) Term: **14 Years**

(21) Appl. No.: **29/276,038**

(22) Filed: **Jan. 12, 2007**

(51) **LOC (8) Cl.** **25-04**

(52) **U.S. Cl.** **D25/65**

(58) **Field of Classification Search** D25/65,
D25/64; 182/152, 156, 163, 165, 33, 22
See application file for complete search history.

(56) **References Cited**

U.S. PATENT DOCUMENTS

3,127,953	A *	4/1964	Shore	182/106
D335,966	S	6/1993	Schwartzkopf et al.	
D388,882	S *	1/1998	Kain	D25/64
D397,228	S	8/1998	Bell et al.	
D401,353	S	11/1998	Bell et al.	
D410,550	S	6/1999	Meyers	
D411,888	S	7/1999	King	
D414,566	S	9/1999	Gibson et al.	
D414,879	S	10/1999	Meyers	
6,012,548	A *	1/2000	Kim	182/165
D433,156	S	10/2000	Gibson et al.	
D434,855	S	12/2000	Ullum et al.	
D444,574	S	7/2001	Gibson et al.	
D447,572	S	9/2001	Rosko	
D447,817	S	9/2001	Rosko	

D449,385	S	10/2001	Rosko	
D455,842	S	4/2002	Rosko	
6,390,238	B1 *	5/2002	Gibson et al.	182/161
D458,385	S	6/2002	Rosko	
6,450,290	B1 *	9/2002	Spak	D25/64
D465,289	S	11/2002	Gibson et al.	
D466,225	S	11/2002	Rosko	
7,100,739	B2	9/2006	Parker et al.	

OTHER PUBLICATIONS

Photograph of Werner Stepright Step Stool, circa 2004.

* cited by examiner

Primary Examiner—Doris Clark

(74) *Attorney, Agent, or Firm*—Cook, Alex, McFarron, Manzo, Cummings & Mehler, Ltd.

(57) **CLAIM**

The ornamental design for the step stool, as shown and described.

DESCRIPTION

FIG. 1 is a rear perspective view of the design of the present invention.

FIG. 2 is a rear view of the design shown in FIG. 1.

FIG. 3 is a right side view of the design shown in FIG. 1.

FIG. 4 is a front view of the design shown in FIG. 1.

FIG. 5 is a top view of the design shown in FIG. 1; and,

FIG. 6 is a bottom view of the design shown in FIG. 1.

The broken lines are for illustrative purposes only and form no part of the claimed design.

1 Claim, 6 Drawing Sheets






Fig. 1

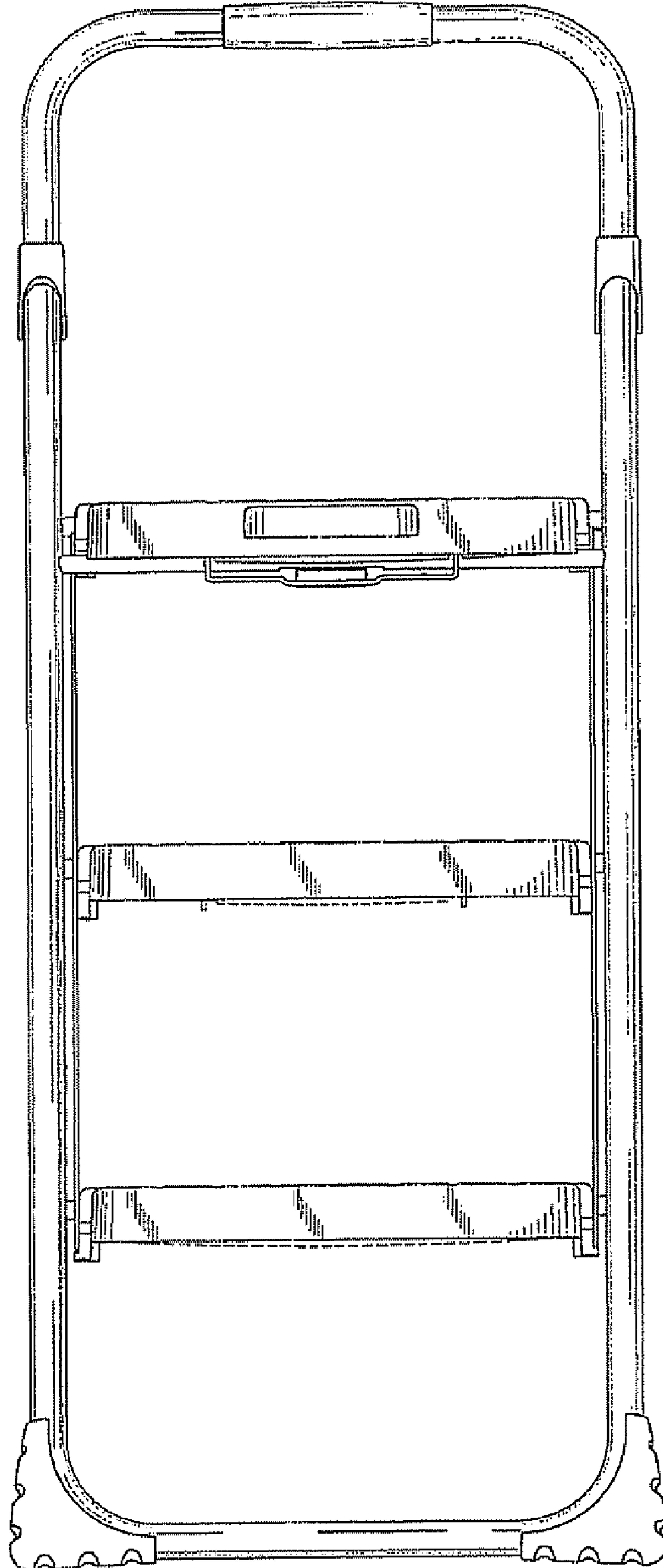


Fig. 2

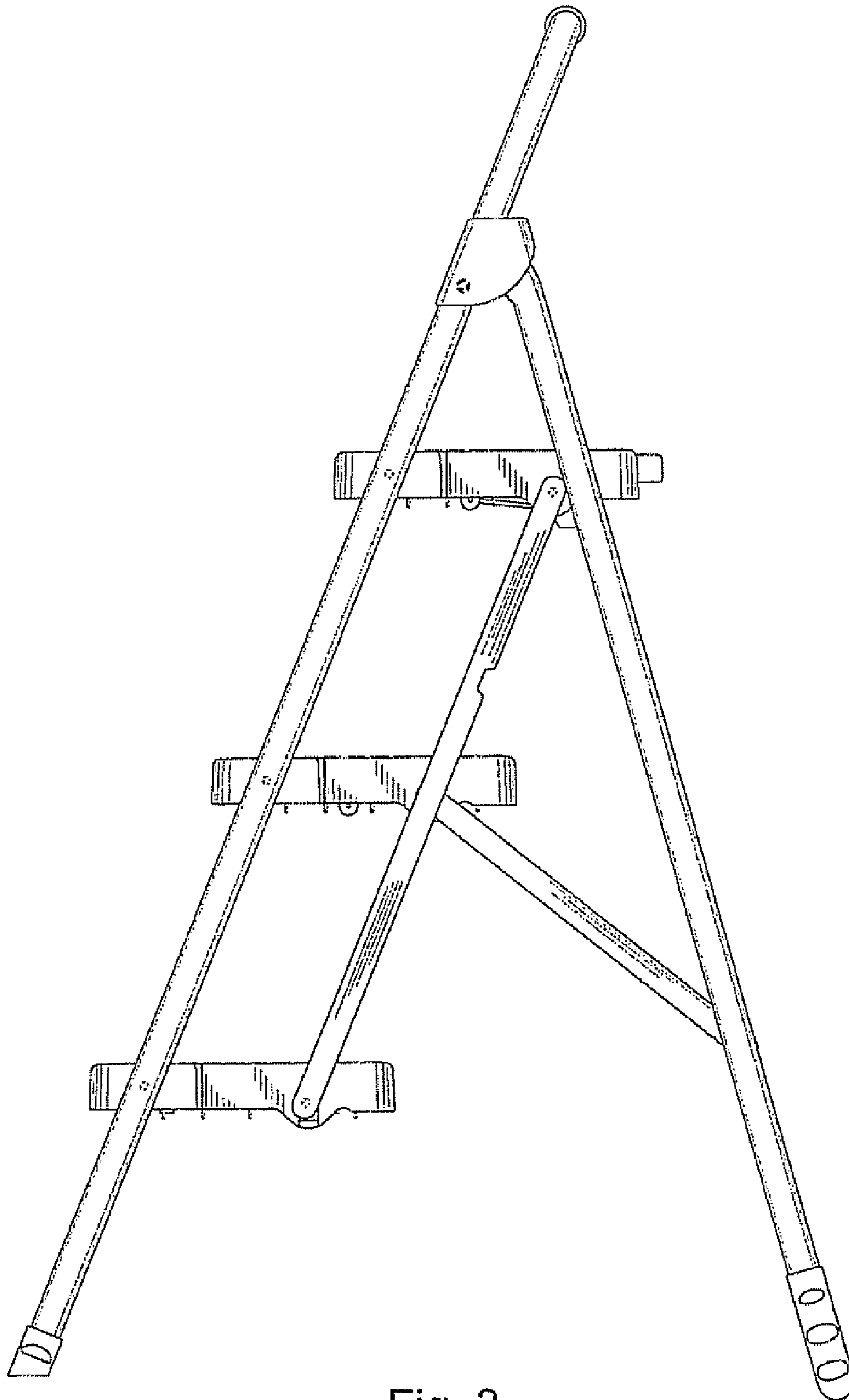


Fig. 3

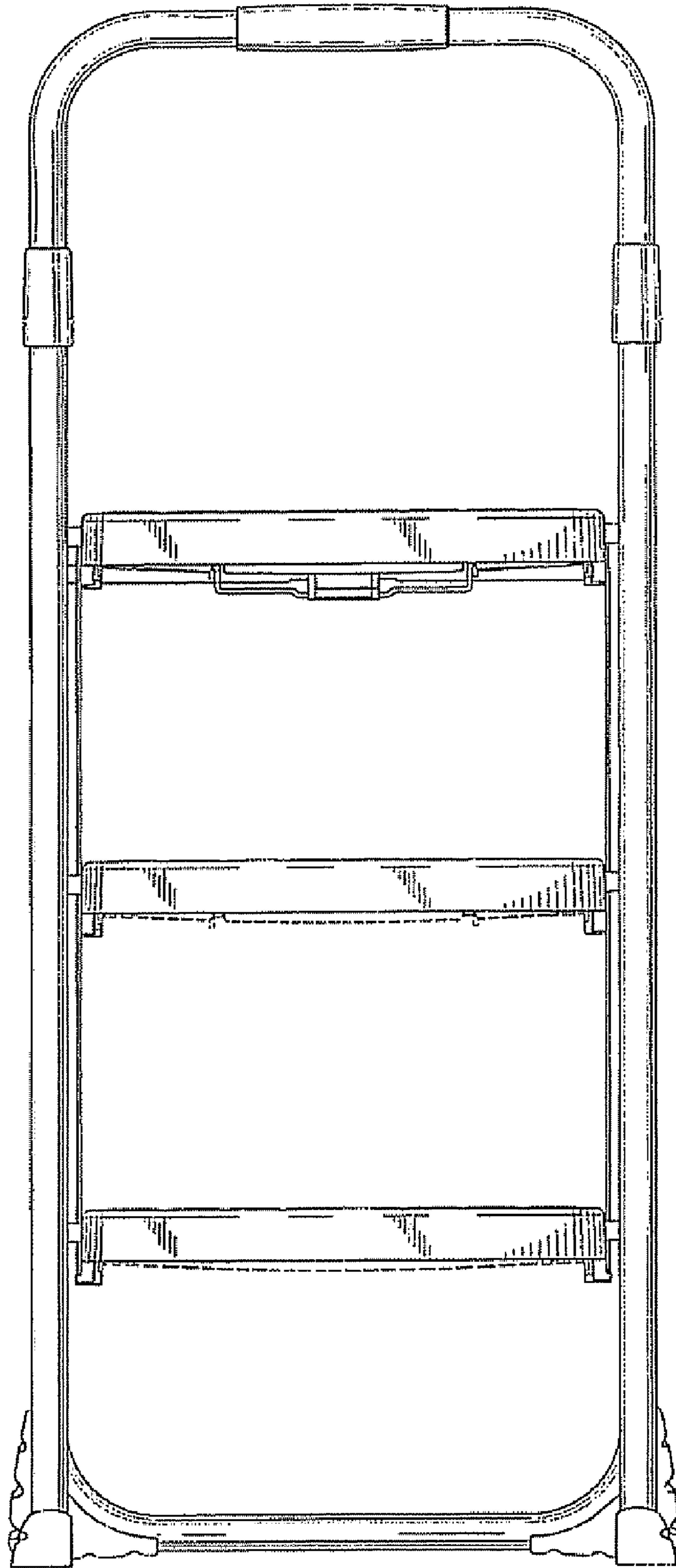


Fig. 4

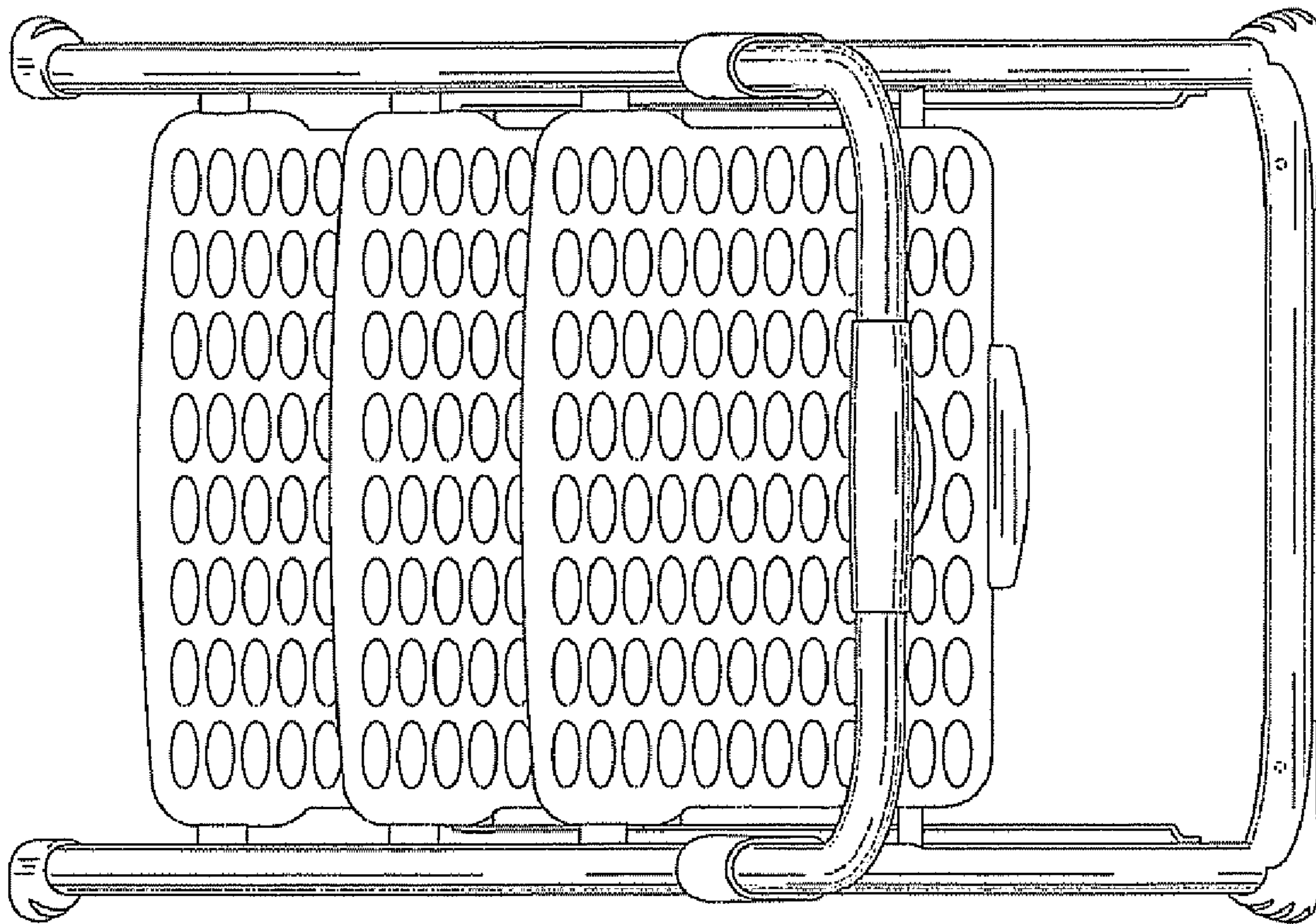


Fig. 5

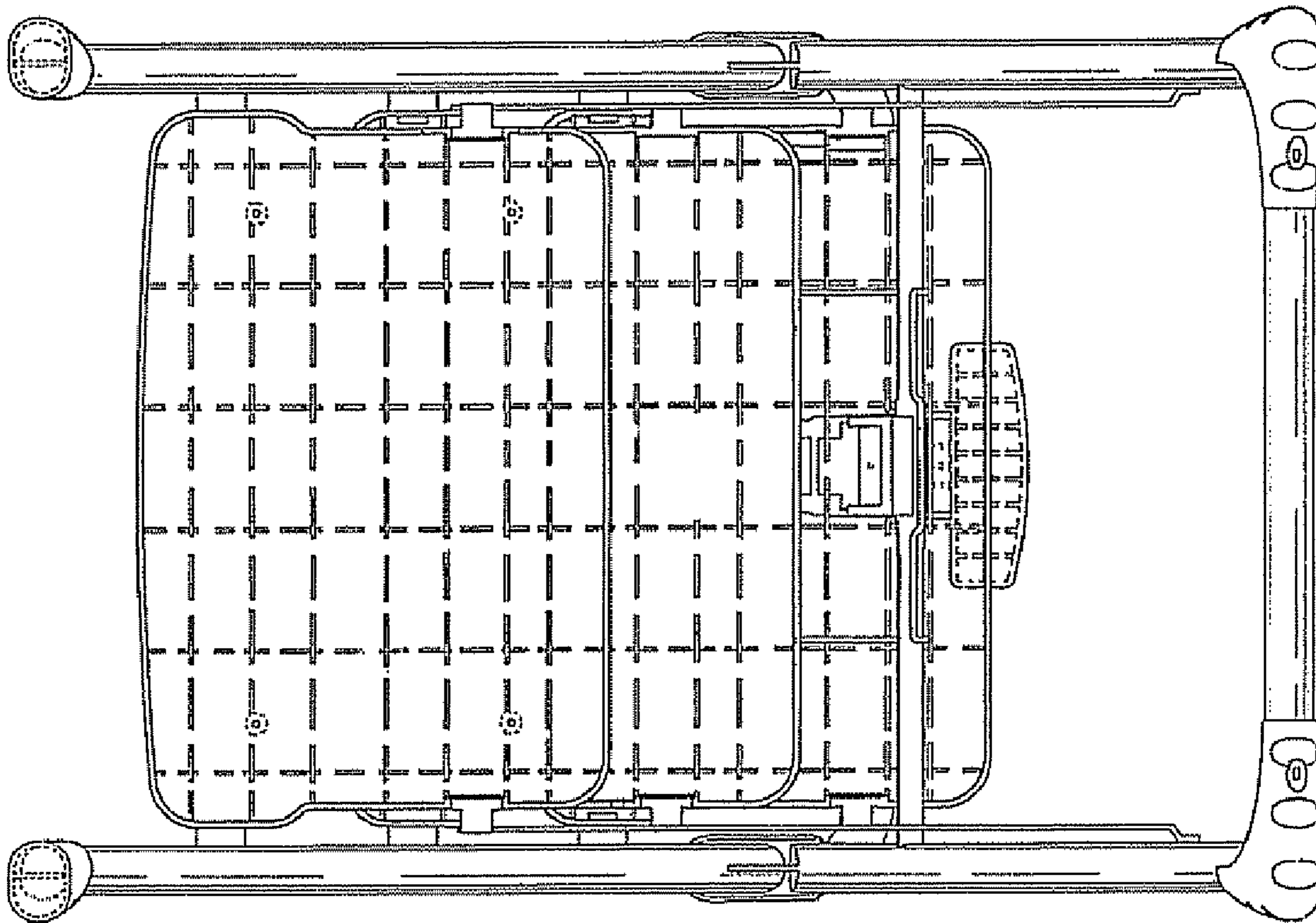


Fig. 6