



US00D564666S

(12) **United States Design Patent**
Klearman

(10) **Patent No.:** **US D564,666 S**

(45) **Date of Patent:** **** Mar. 18, 2008**

(54) **EXTERIOR BAND FOR ORAL VIBRATOR**

2005/0283044 A1* 12/2005 Chang 600/38
2006/0178602 A1* 8/2006 Teng et al. 601/70
2007/0038019 A1* 2/2007 Weng 600/38

(76) Inventor: **Jeffrey Dean Klearman**, 1800 S.
Brentwood 12311, St. Louis, MO (US)
63144

* cited by examiner

(**) Term: **14 Years**

Primary Examiner—Charles A. Rademaker

Assistant Examiner—Melanie Levy

(21) Appl. No.: **29/270,547**

(74) *Attorney, Agent, or Firm*—White-Welker & Welker,
LLC

(22) Filed: **Dec. 28, 2006**

(57) **CLAIM**

(51) **LOC (8) Cl.** **28-03**

(52) **U.S. Cl.** **D24/215; D11/26**

(58) **Field of Classification Search** D24/215,
D24/105, 143; 600/38, 39; D11/26, 1; 601/79,
601/69, 70; 128/844, 842

The ornamental design for an exterior band for oral vibrator,
as shown and described.

See application file for complete search history.

DESCRIPTION

(56) **References Cited**

FIG. 1 is a perspective view of an exterior band for oral vibrator showing my new design;

FIG. 2 is a top view thereof;

FIG. 3 is a bottom view thereof;

FIG. 4 is a front view thereof;


FIG. 5 is a back view thereof; and,

FIG. 6 is a side view thereof.

U.S. PATENT DOCUMENTS

D463,751 S * 10/2002 Wilkinson D11/3
6,490,885 B1 * 12/2002 Wilkinson 63/1.11
D496,458 S * 9/2004 Lin D24/143
6,790,189 B2 * 9/2004 Kobayashi et al. 601/70
6,907,883 B2 * 6/2005 Lin 128/844
D523,958 S * 6/2006 Fang D24/143
2005/0155609 A1 * 7/2005 Lin 128/844

1 Claim, 1 Drawing Sheet



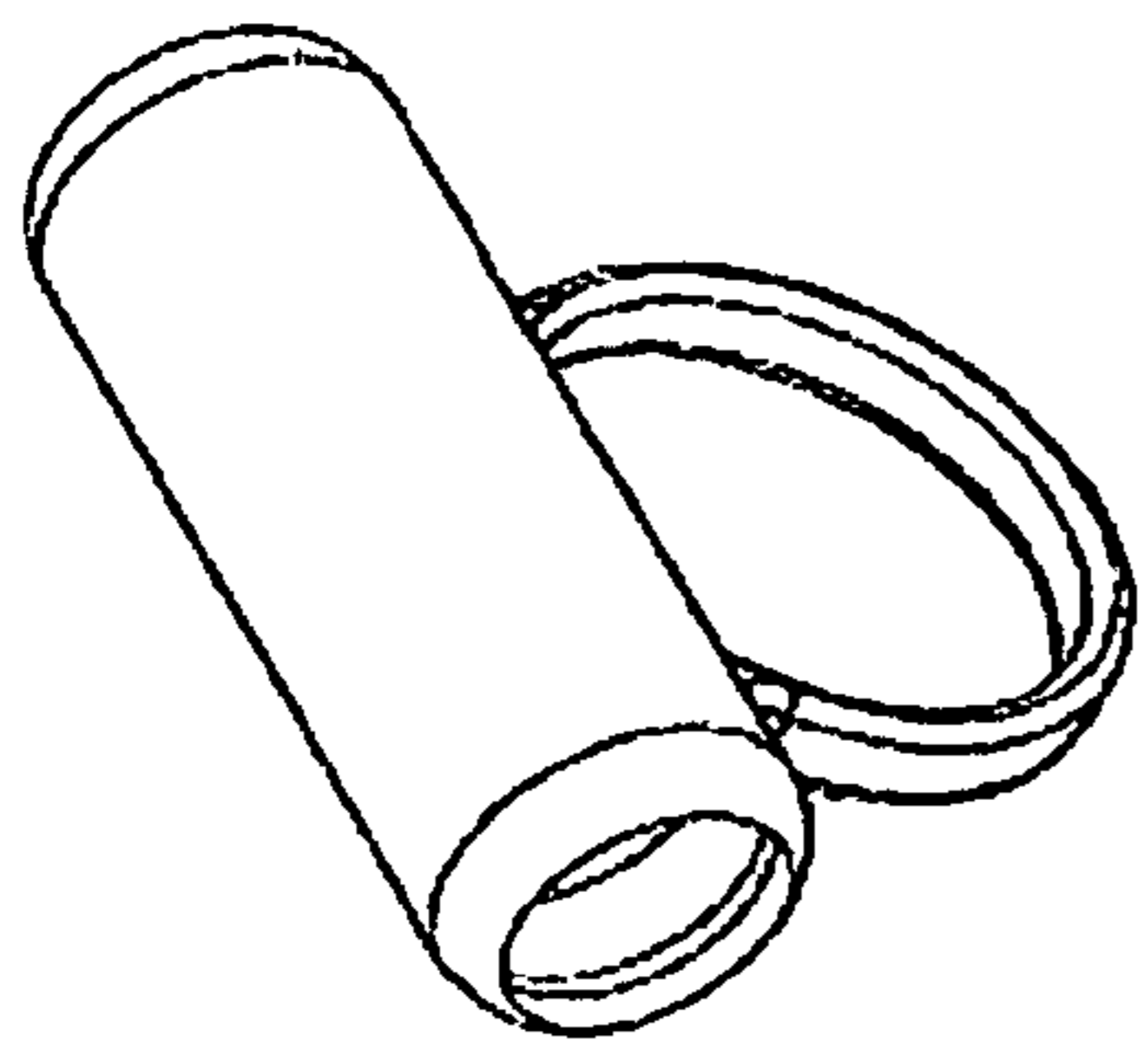


Fig. 1




Fig. 2




Fig. 3

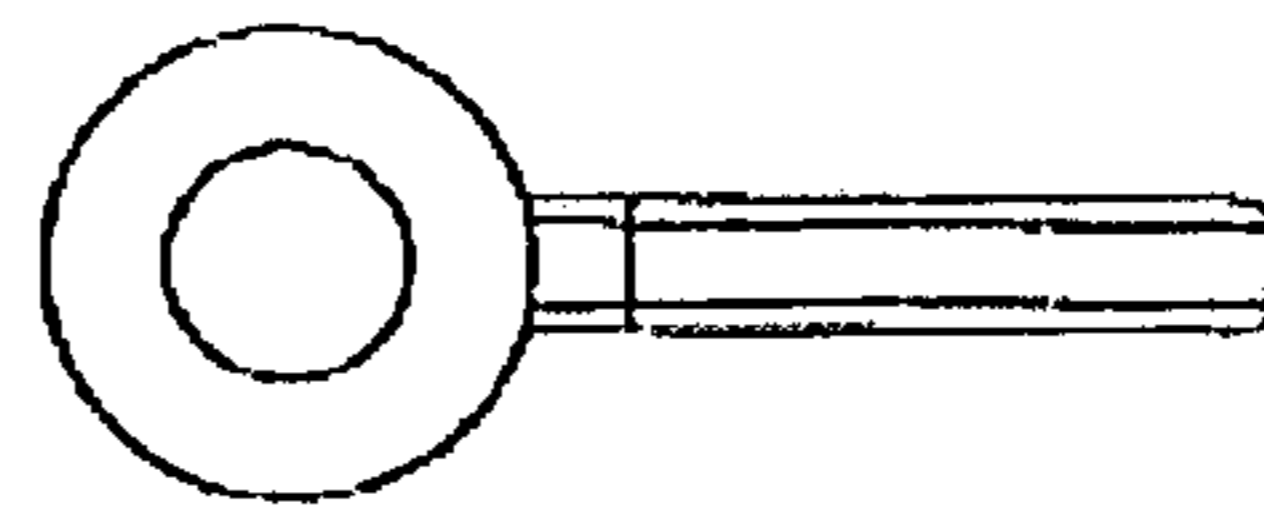


Fig. 4

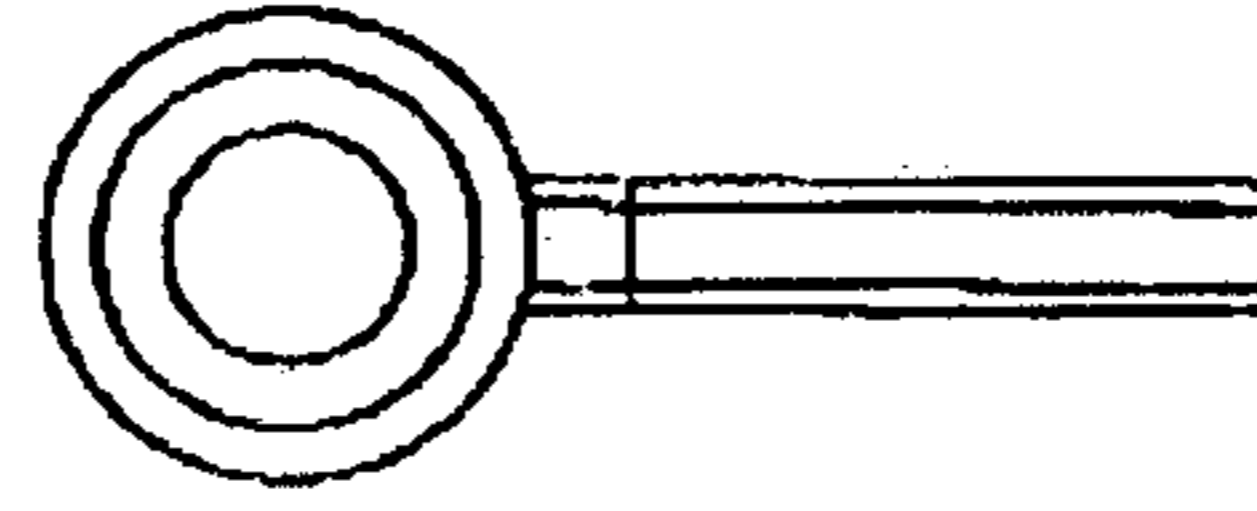


Fig. 5

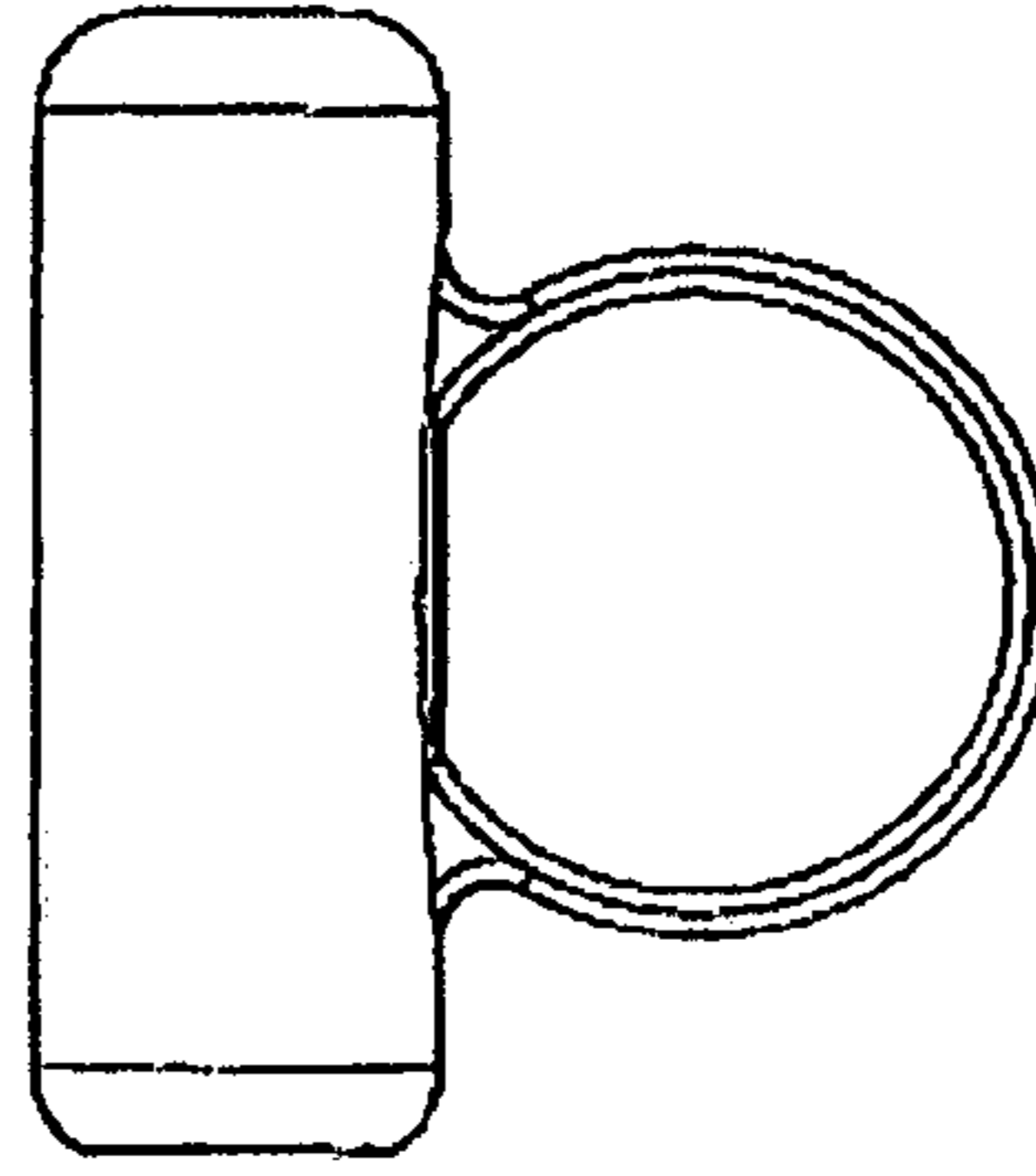


Fig. 6