

US00D564643S

(12) **United States Design Patent** (10) **Patent No.:** **US D564,643 S**
Pipe (45) **Date of Patent:** **** Mar. 18, 2008**

(54) **PLUMBING FITTING**

(75) Inventor: **Jeffrey A. Pipe**, Pittsburgh, PA (US)

(73) Assignee: **Kohler Co.**, Kohler, WI (US)

(**) Term: **14 Years**

(21) Appl. No.: **29/264,151**

(22) Filed: **Aug. 4, 2006**

(51) **LOC (8) Cl.** **23-02**

(52) **U.S. Cl.** **D23/304**

(58) **Field of Classification Search** D23/271,
D23/273, 275, 277, 280.1, 283, 303-306;
4/546, 538, 552, 596-597, 612-614, 661;
D24/204-205; D6/549

See application file for complete search history.

(56) **References Cited**

U.S. PATENT DOCUMENTS

D412,028 S * 7/1999 Funk et al. D23/283
D455,592 S * 4/2002 Ou-Young D6/549
D472,417 S * 4/2003 Hunt D6/549

OTHER PUBLICATIONS

Kohler Co., "Finial Traditional 24" Towel Bar". Model No. K-360. Kohler Co. online catalog. Copyright 2006 Kohler Co.
Kohler Co., "Antique 18" Towel Bar". Model No. K-205. Kohler Co. online catalog. Copyright 2006 Kohler Co.
Alno Regency Collection. "Alna9120" Towel Bar. Kn Gallery, LLC online catalog. Copyright 1998-20006 KnobGaller, LLC.
Kohler Co. "Vinnata" Kitchen sink faucet. Model No.: K690. Kohler Co., online catalog. Copyright 2006 Kohler Co.

Kohler Co. "Clairette" kitchen sink faucet. Model No.: K692. Kohler Co., online catalog. Copyright 2006 Kohler Co.

* cited by examiner

Primary Examiner—Robert A. Delehanty
(74) *Attorney, Agent, or Firm*—Quarles & Brady LLP

(57) **CLAIM**

The ornamental design for a plumbing fitting, as shown and described.

DESCRIPTION

In a preferred embodiment, the nature of this product is a plumbing fitting, or portion thereof, in the form of a support bar for supporting items such as towels or a handle for grasping when entering shower enclosure.

FIG. 1 is a left, top, front perspective view embodying my new design;


FIG. 2 is a front elevational view thereof;

FIG. 3 is a left side elevational view thereof, the right side elevational view thereof being a mirror image of the left side shown; and,

FIG. 4 is a top plan view thereof, the bottom plan view being a mirror image of the top view shown.

The broken line representations of mounting structure in the figures are for the purpose of illustration only, and form no part of the claimed design.

1 Claim, 2 Drawing Sheets



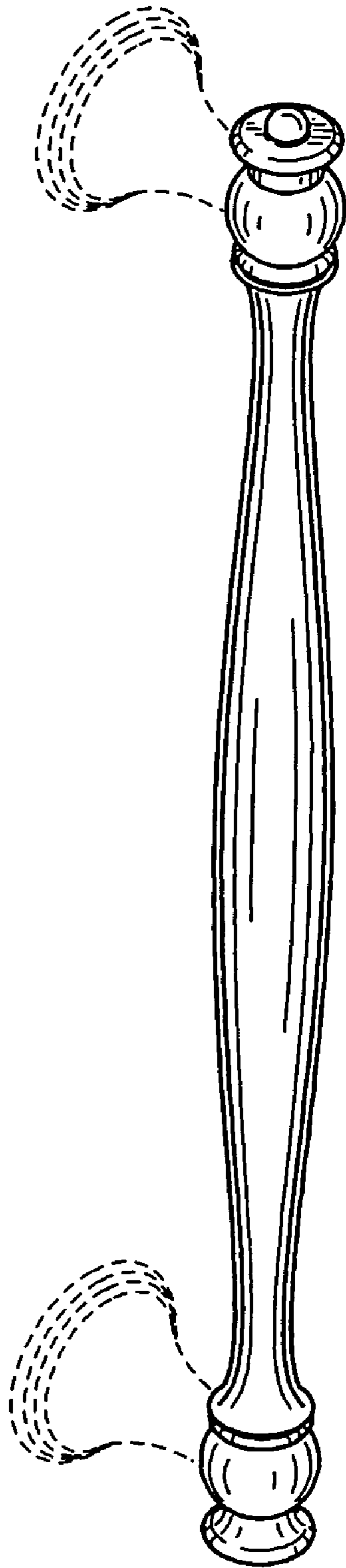


FIG. 1

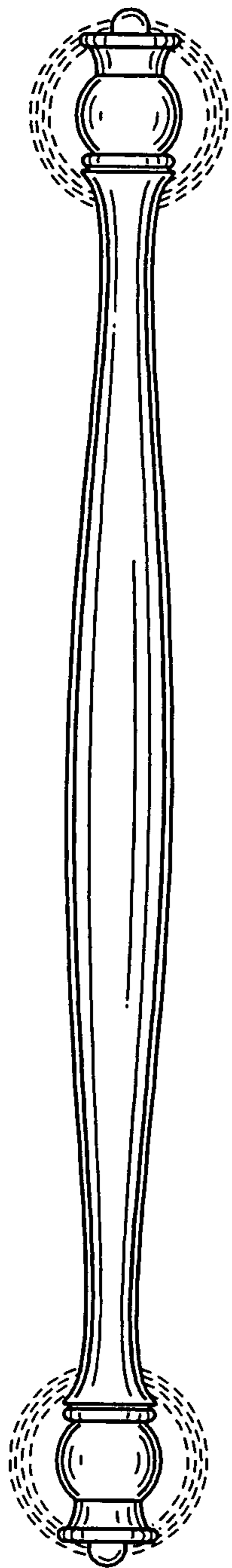


FIG. 2

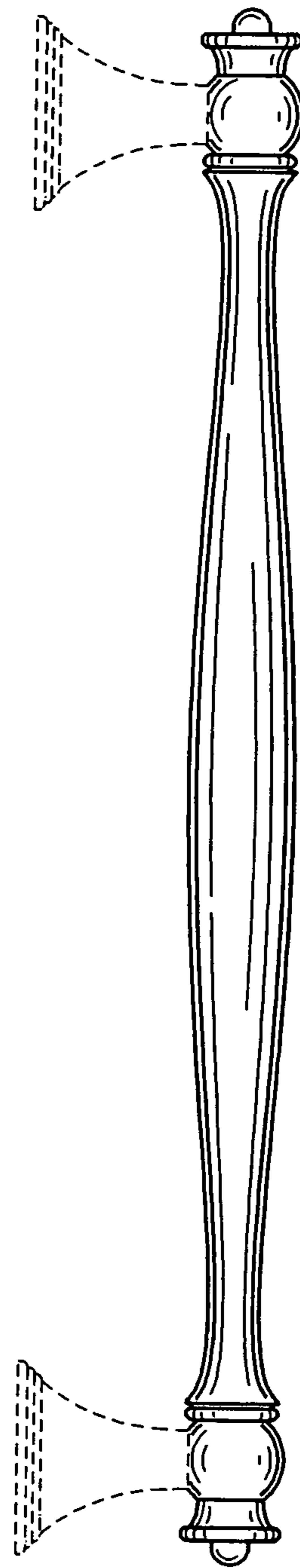


FIG. 3

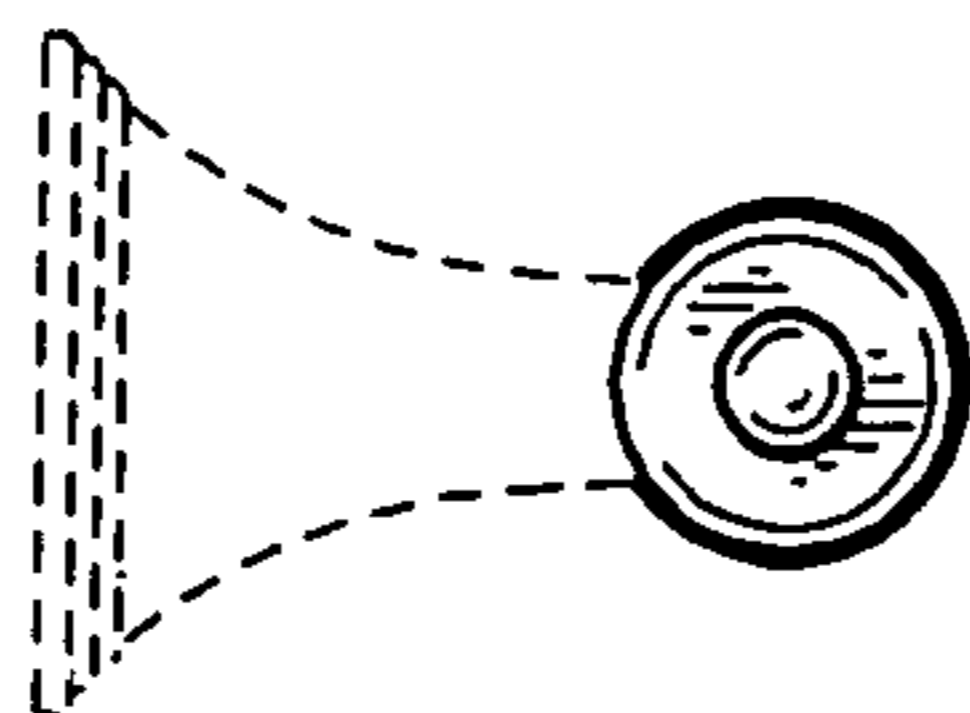


FIG. 4