

US00D564642S

(12) **United States Design Patent**  
**Pipe**

(10) **Patent No.:** **US D564,642 S**

(45) **Date of Patent:** **\*\* Mar. 18, 2008**

(54) **PLUMBING FITTING**

(75) Inventor: **Jeffrey A. Pipe**, Pittsburgh, PA (US)

(73) Assignee: **Kohler Co.**, Kohler, WI (US)

(\*\*) Term: **14 Years**

(21) Appl. No.: **29/264,149**

(22) Filed: **Aug. 4, 2006**

(51) **LOC (8) Cl.** ..... **23-02**

(52) **U.S. Cl.** ..... **D23/304**

(58) **Field of Classification Search** ..... D23/271,  
D23/273, 275, 277, 280.1, 283, 303-306;  
4/546, 538, 552, 596-597, 612-614, 661;  
D24/204-205; D6/549

See application file for complete search history.

(56) **References Cited**

**U.S. PATENT DOCUMENTS**

D412,028 S \* 7/1999 Funk et al. .... D23/283  
D455,592 S \* 4/2002 Ou-Young ..... D6/549  
D464,717 S \* 10/2002 Hoernig ..... D23/304

**OTHER PUBLICATIONS**

KitchenBath.com "Sonoma" 24" or 30" Double Towel Bar.  
KitchenBath.com online catalog. Copyright © 1999, 2006  
KitchenBath.com / L.A. Sales, Inc.  
Harden. "Harden Accessories—A" Harden catalog, p. 78.  
Bathroom Jewlery Inc. "Kashmiri Line". Bathroom Jewlery Inc.  
catalog. Copyright unknown.

Smedbo. "Smedbo HOME Bath Line". Model No. HR025.  
HomeDecorHardware.com online website. Copyright 2004-2005  
home Decor Hardware, Inc.

\* cited by examiner

*Primary Examiner*—Robert A. Delehanty

(74) *Attorney, Agent, or Firm*—Quarles & Brady LLP

(57) **CLAIM**

The ornamental design for a plumbing fitting, as shown and  
described.

**DESCRIPTION**

In a preferred embodiment, the nature of this product is a  
plumbing fitting, or portion thereof, in the form of a support  
bar for supporting items such as towels or a handle for  
grasping when entering shower enclosure.

FIG. 1 is a left, top, front perspective view embodying my  
new design;

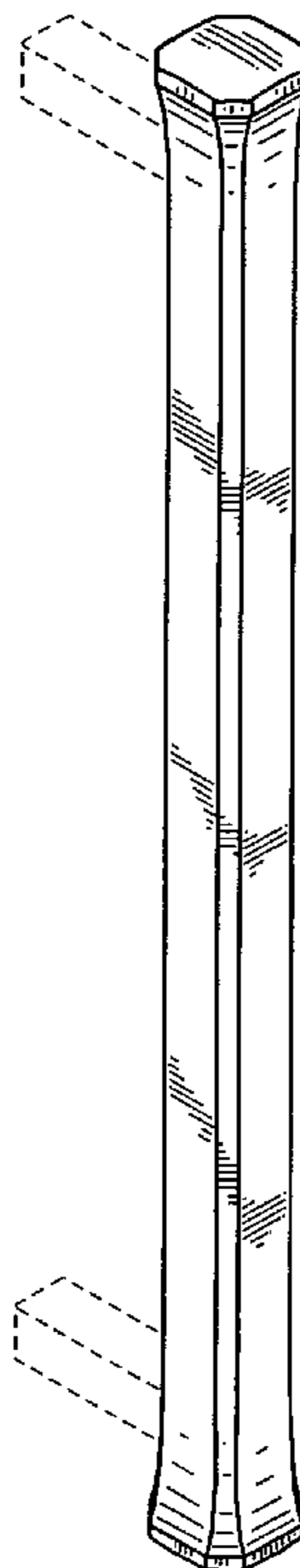
FIG. 2 is a front elevational view thereof;

FIG. 3 is a left side elevational view thereof, the right side  
elevational view thereof being a mirror image of the left side  
shown; and,

FIG. 4 is a top plan view thereof, the bottom plan view being  
a mirror image of the top view shown.

The broken line representations of mounting structure in  
FIGS. 1, 3 and 4, are for the purpose of illustration only, and  
form no part of the claimed design.

**1 Claim, 2 Drawing Sheets**



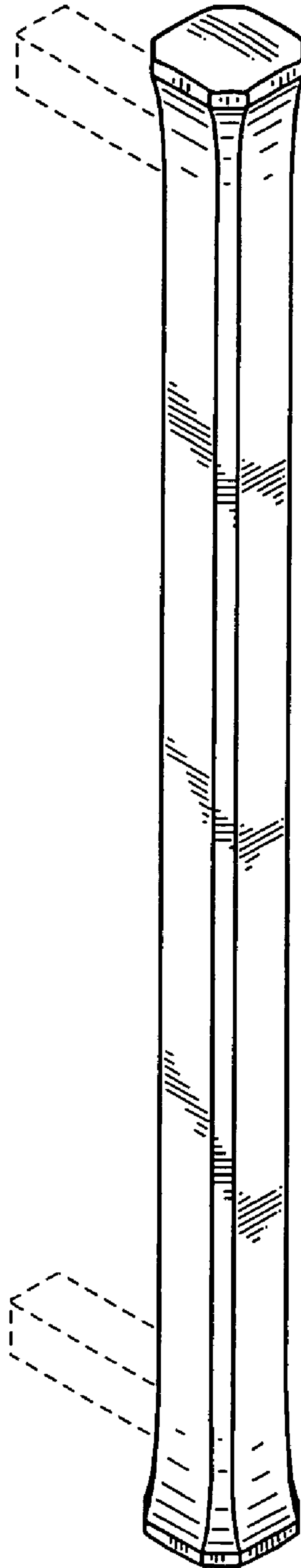


FIG. 1

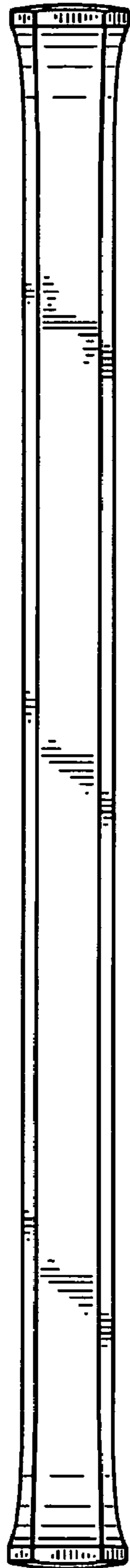


FIG. 2

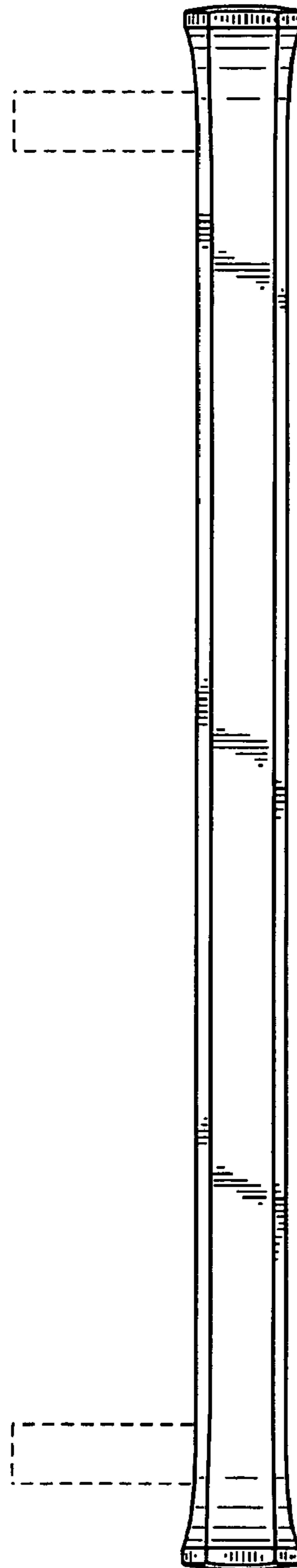


FIG. 3

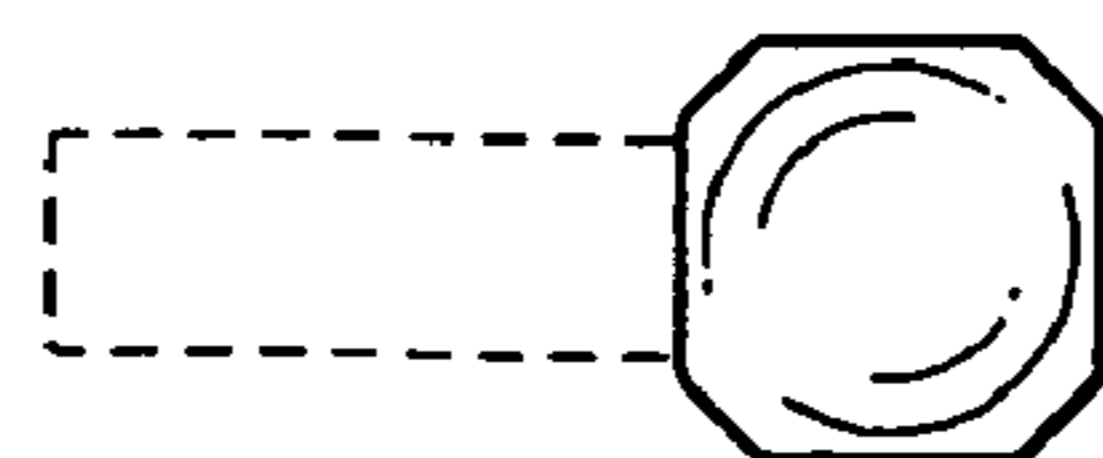


FIG. 4