



US00D564641S

(12) **United States Design Patent** (10) **Patent No.:** **US D564,641 S**
Bates (45) **Date of Patent:** **** Mar. 18, 2008**

(54) **SEAT FOR SHOWERING AREA**
(75) Inventor: **Michael R. Bates**, Sheboygan, WI (US)
(73) Assignee: **Kohler Co.**, Kohler, WI (US)
(**) Term: **14 Years**
(21) Appl. No.: **29/250,052**
(22) Filed: **Oct. 31, 2006**
(51) **LOC (8) Cl.** **23-02**
(52) **U.S. Cl.** **D23/304**
(58) **Field of Classification Search** D23/271,
D23/273, 275, 277, 280.1, 283, 303-306;
4/546, 538, 552, 596-597, 612-614, 661;
D24/204-205; D6/355, 349
See application file for complete search history.

(56) **References Cited**
U.S. PATENT DOCUMENTS
D329,278 S * 9/1992 Gallup D23/278
D349,951 S * 8/1994 Cummings D23/283
D360,023 S * 7/1995 Hunger et al. D23/304
D496,439 S * 9/2004 Helmetsie et al. D23/283

OTHER PUBLICATIONS
Three pages of web site excerpts relating to a 2006 advertisement for Zhenjiang showers.
One page of web site excerpt relating to a 2006 advertisement for a Ningbo shower.

An undated Kohler advertisement for the Devonshire Neo-Angle Shower.
A 2002 Englefield advertisement for the Palazzo shower wall.
An undated Eljer advertisement for the Rutger shower.
* cited by examiner

Primary Examiner—Robert A. Delehanty
(74) *Attorney, Agent, or Firm*—Quarles & Brady LLP


(57) **CLAIM**

The ornamental design for a seat for showering area, as shown and described.

DESCRIPTION

In a preferred embodiment, the nature of this product is as a seat cove suitable for use with tile shower enclosures.
FIG. 1 is a right, top, front perspective view of a seat for showering area according to my new design;
FIG. 2 is a front elevational view thereof;
FIG. 3 is a right side elevational view thereof, the left side elevational view thereof being a mirror image of the right side shown;
FIG. 4 is a top plan view thereof;
FIG. 5 is a bottom plan view thereof;
FIG. 6 is a rear elevational view thereof; and,
FIG. 7 is a sectional view taken along line 7—7 of FIG. 2.

1 Claim, 4 Drawing Sheets






FIG. 1

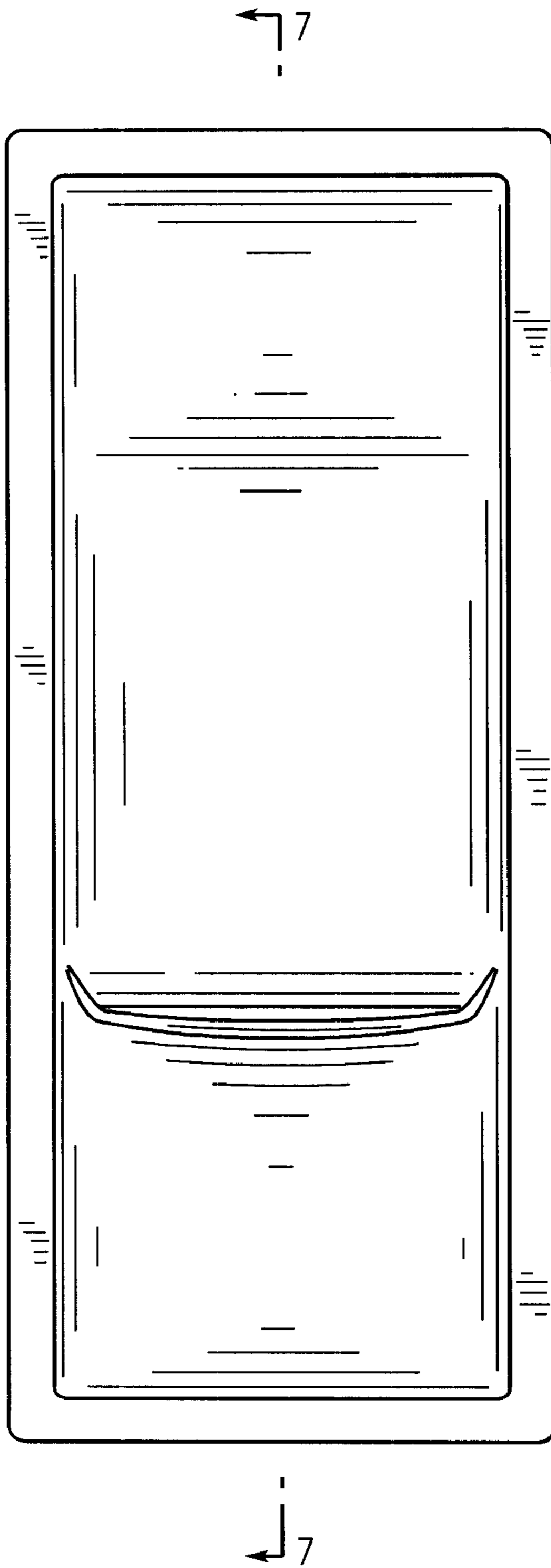


FIG. 2




FIG. 3

FIG. 4

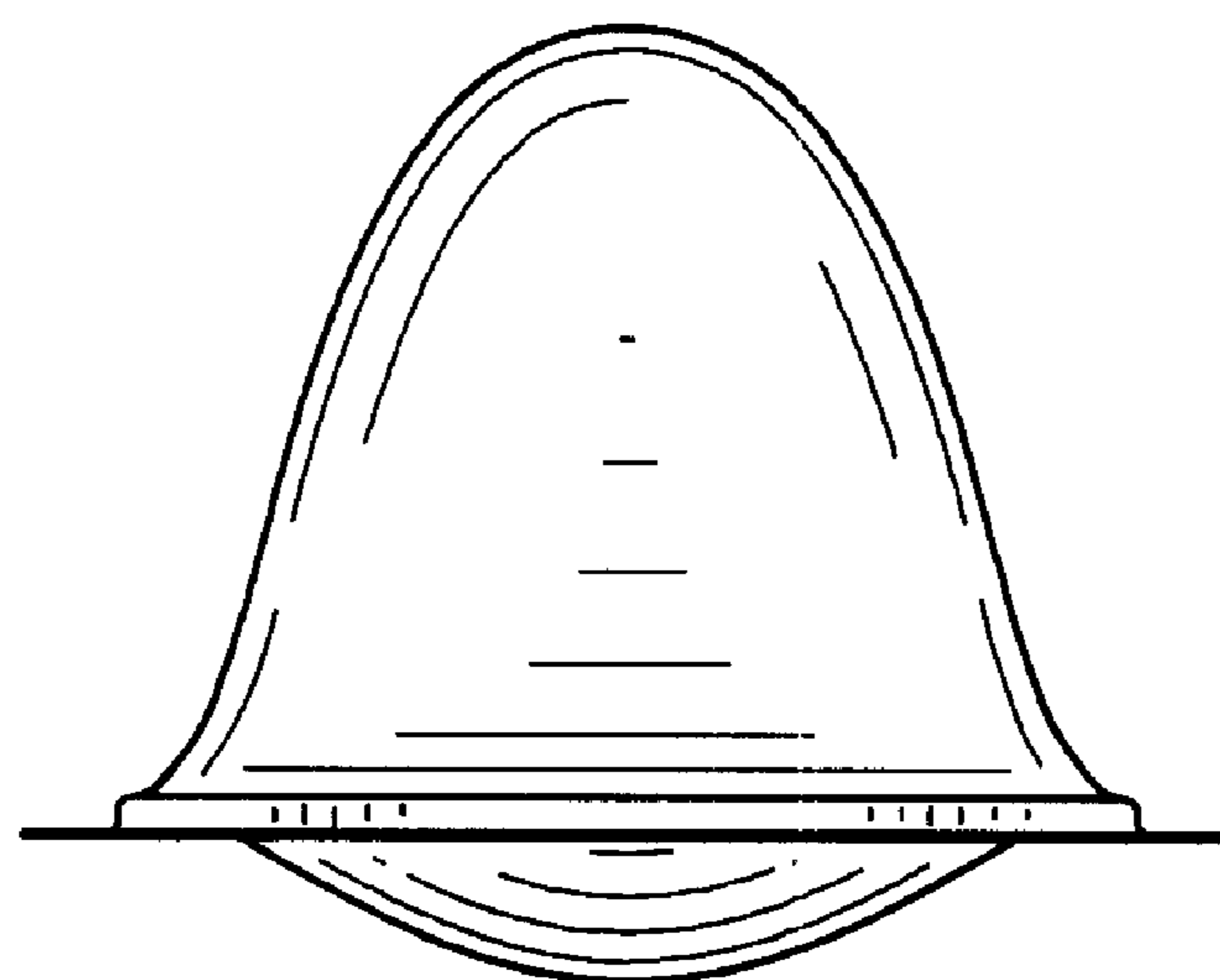
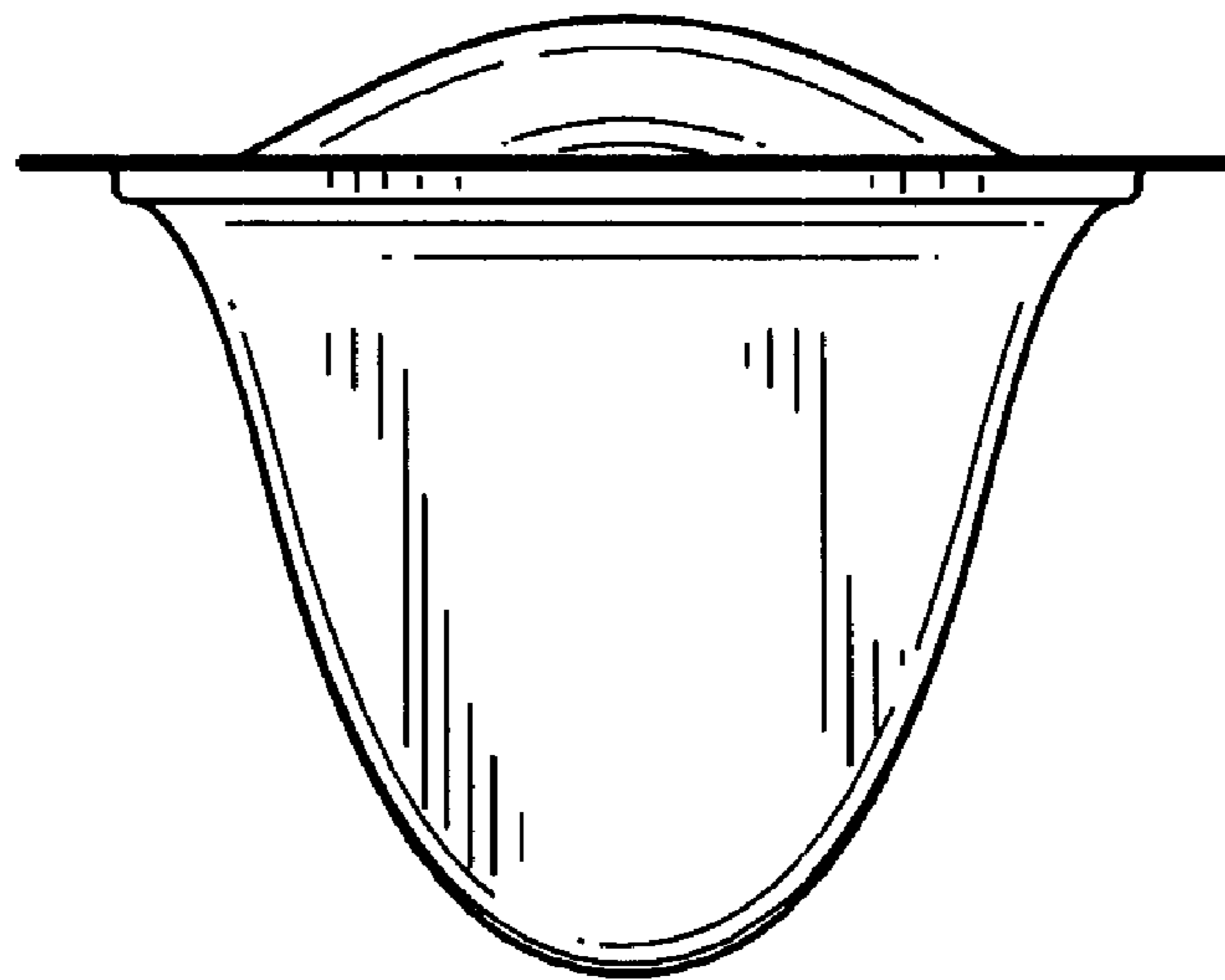


FIG. 5

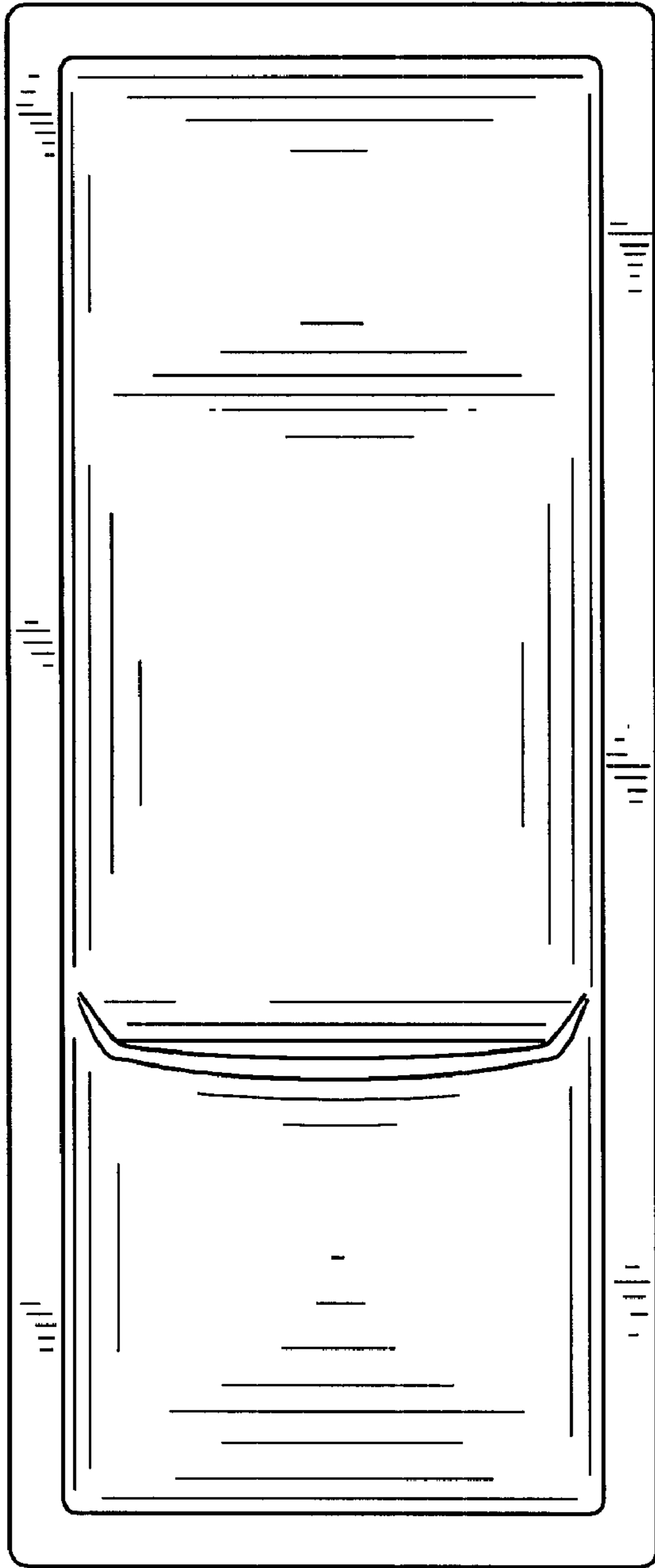


FIG. 6




FIG. 7