

US00D564630S

(12) **United States Design Patent**  
**Miyazoe et al.**

(10) **Patent No.:** **US D564,630 S**

(45) **Date of Patent:** **\*\* Mar. 18, 2008**

(54) **ELECTROMAGNETIC VALVE**

(75) Inventors: **Shinji Miyazoe**, Tsukubamirai (JP);  
**Katsuyuki Senba**, Tsukubamirai (JP)

(73) Assignee: **SMC Corporation**, Chiyoda-ku, Tokyo  
(JP)

(\*\*) Term: **14 Years**

(21) Appl. No.: **29/273,077**

(22) Filed: **Feb. 26, 2007**

(30) **Foreign Application Priority Data**

Aug. 30, 2006 (JP) ..... 2006-023060

(51) **LOC (8) Cl.** ..... **23-01**

(52) **U.S. Cl.** ..... **D23/233**

(58) **Field of Classification Search** ..... D23/233-249;  
D15/7, 199; 137/554, 557, 560, 882, 884,  
137/343, 625.64, 269, 271; 251/331, 219,  
251/15, 130, 129.04; 4/305

See application file for complete search history.

(56) **References Cited**

**U.S. PATENT DOCUMENTS**

D338,258 S *	8/1993	Tamaki	.....	D23/248
D409,279 S *	5/1999	Hayashi et al.	.....	D23/233
D416,309 S *	11/1999	Hayashi et al.	.....	D23/233
6,408,883 B2 *	6/2002	Motoki et al.	.....	137/625.64
D524,910 S *	7/2006	Matsumoto et al.	.....	D23/233
D533,255 S *	12/2006	Miyazoe et al.	.....	D23/233

D544,577 S *	6/2007	Matsumoto et al.	.....	D23/233
D544,578 S *	6/2007	Matsumoto et al.	.....	D23/233
D546,420 S *	7/2007	Matsumoto et al.	.....	D23/233
7,246,863 B2 *	7/2007	Otsuka	.....	303/119.3
7,273,206 B2 *	9/2007	Sato et al.	.....	251/129.15

\* cited by examiner

*Primary Examiner*—Adir Aronovich

*Assistant Examiner*—Maurice Stevens

(74) *Attorney, Agent, or Firm*—Peter Ganjian

(57) **CLAIM**

The ornamental design for an electromagnetic valve, as shown and described.

**DESCRIPTION**

FIG. 1 shows a front view of an electromagnetic valve showing my new design;

FIG. 2 shows a rear view thereof;

FIG. 3 shows a top view thereof;

FIG. 4 shows a bottom view thereof;

FIG. 5 shows a left side view thereof;

FIG. 6 shows a right side view thereof;

FIG. 7 shows a top, front and left side perspective view thereof; and,

FIG. 8 shows a bottom, rear and right side perspective view thereof.

**1 Claim, 4 Drawing Sheets**

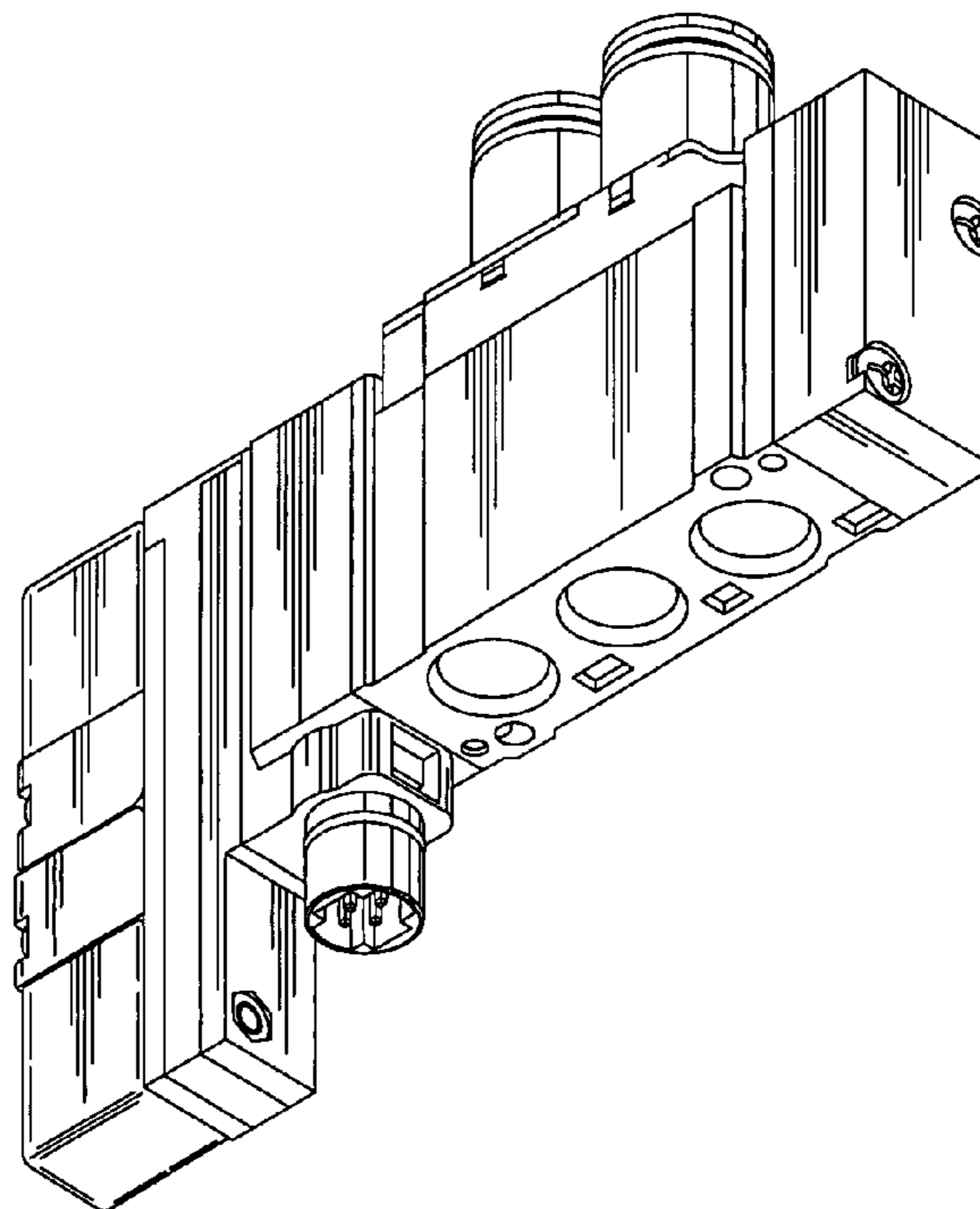
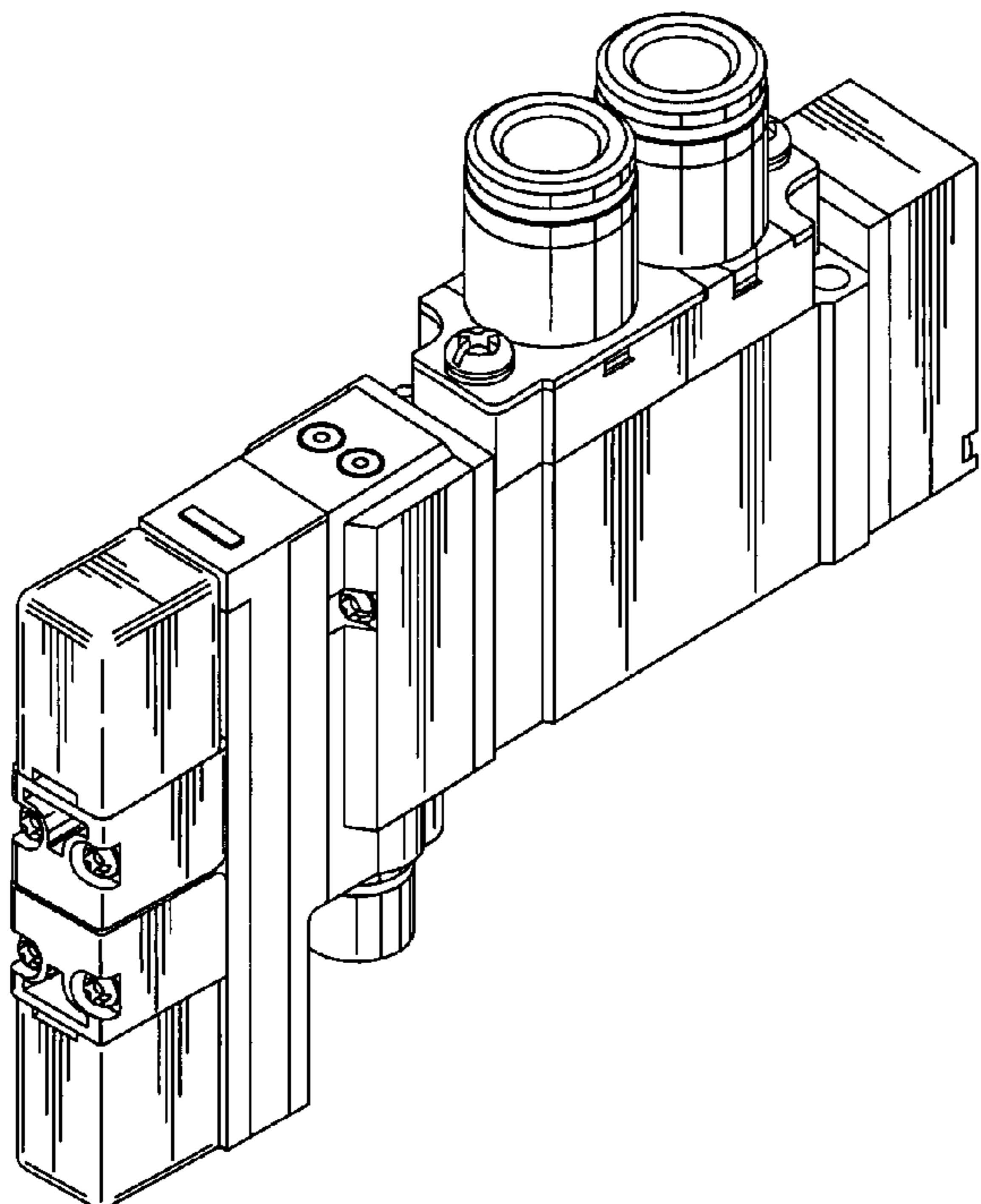


FIG. 1

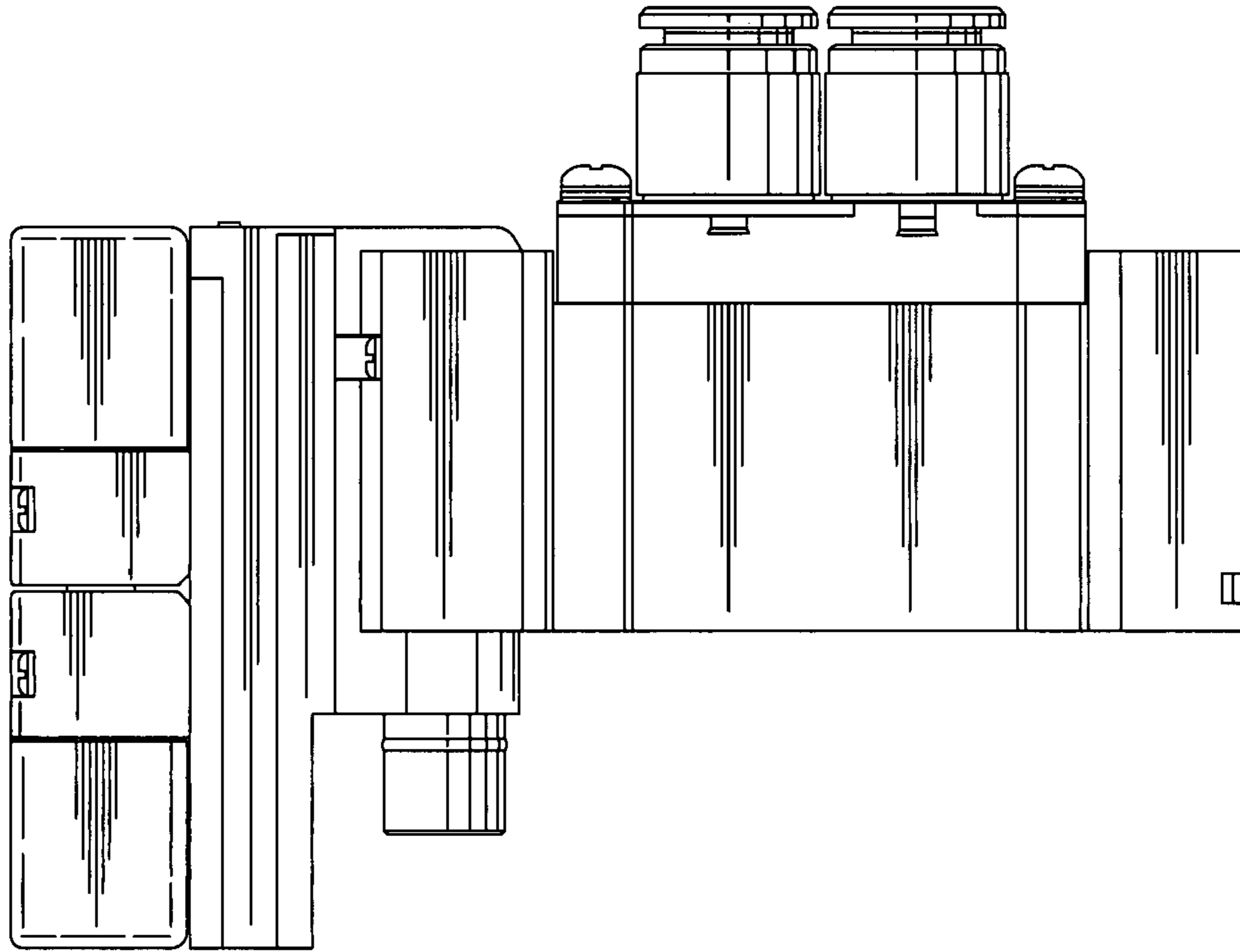


FIG. 2

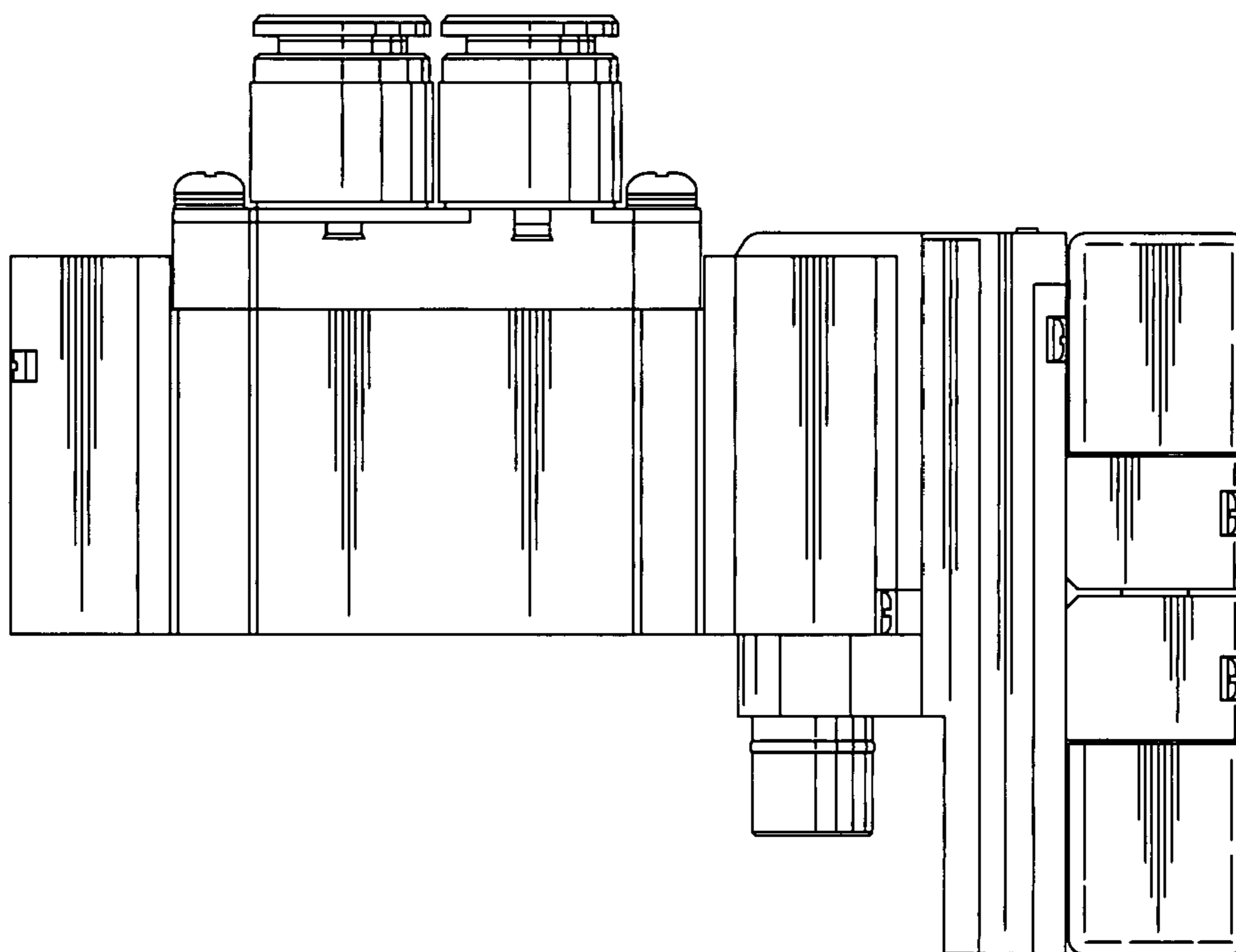


FIG. 3

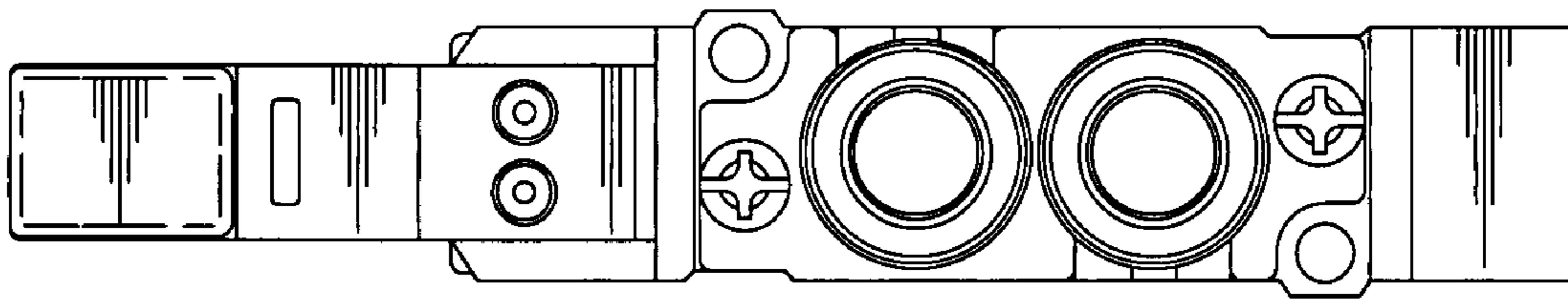


FIG. 4

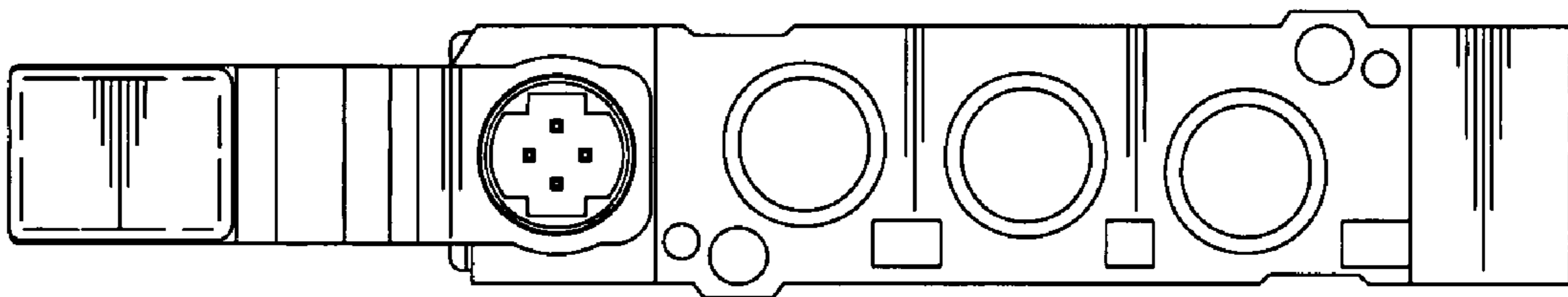


FIG. 5




FIG. 6

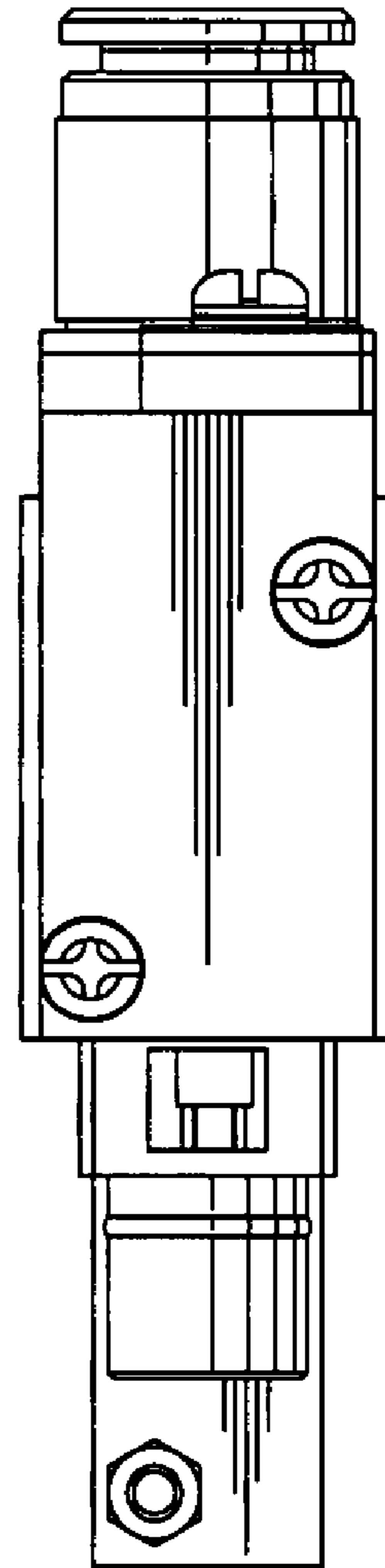


FIG. 7

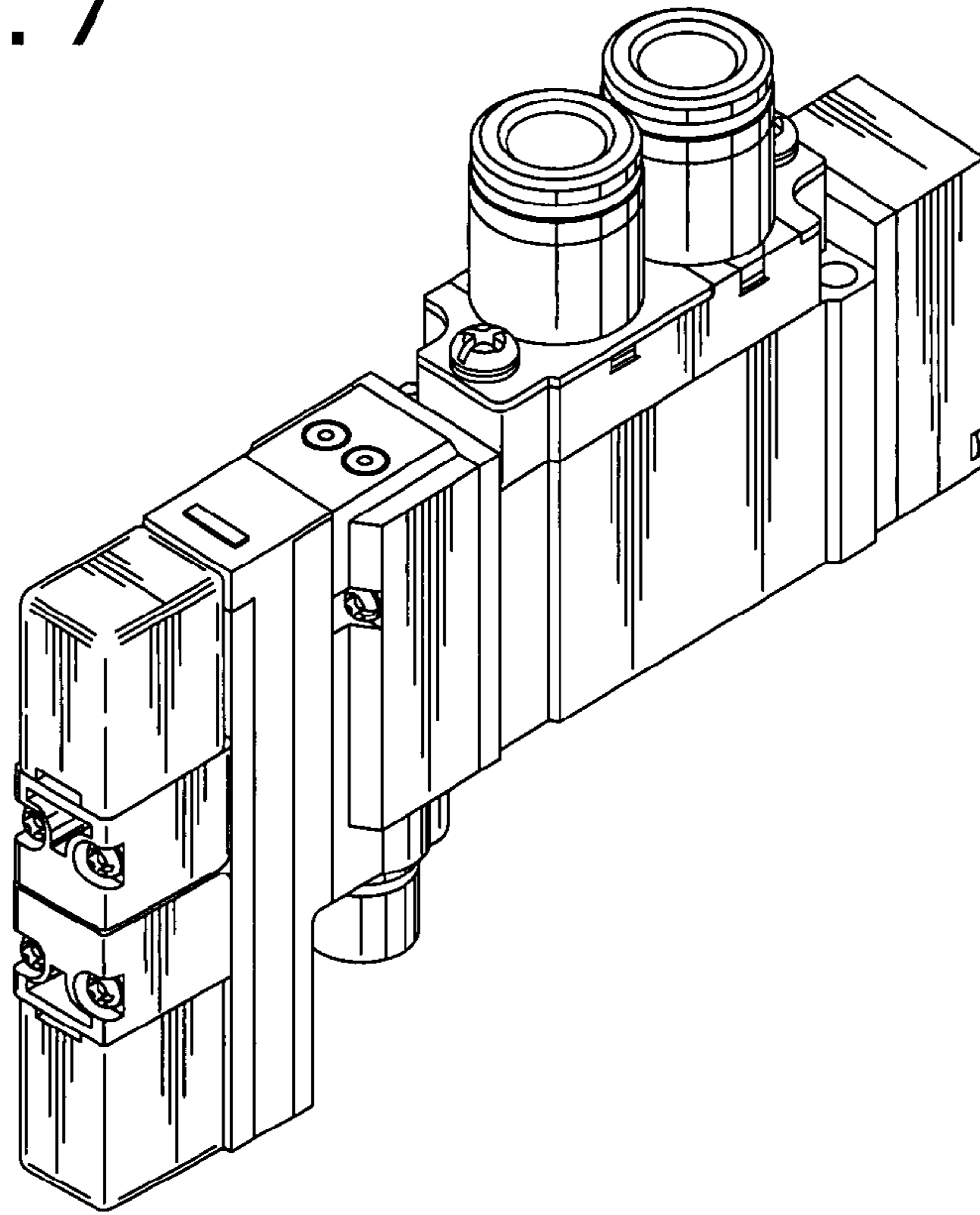


FIG. 8

