



US00D564611S

(12) **United States Design Patent**
Llewellyn et al.

(10) **Patent No.:** **US D564,611 S**

(45) **Date of Patent:** **** Mar. 18, 2008**

(54) **GOLF CLUB WOOD HEAD**

(75) Inventors: **David Llewellyn**, Duluth, GA (US);
Damon Spencer, Duluth, GA (US);
Chuck Couch, Cumming, GA (US);
Richard Delvac, Lawrenceville, GA
(US)

(73) Assignee: **Mizuno USA**, Norcross, GA (US)

(**) Term: **14 Years**

(21) Appl. No.: **29/269,987**

(22) Filed: **Dec. 12, 2006**

(51) **LOC (8) Cl.** **21-02**

(52) **U.S. Cl.** **D21/759**

(58) **Field of Classification Search** D21/733,
D21/752, 759; 473/324-331, 343, 346
See application file for complete search history.

(56) **References Cited**

U.S. PATENT DOCUMENTS

- D275,412 S * 9/1984 Simmons D21/752
- D401,650 S * 11/1998 Burrows D21/733
- D469,493 S * 1/2003 Rice et al. D21/759

- D490,488 S * 5/2004 Hoffmann et al. D21/752
- D515,643 S * 2/2006 Ortiz D21/733
- D523,498 S * 6/2006 Chen et al. D21/733
- D534,598 S * 1/2007 Barez et al. D21/752
- D537,497 S * 2/2007 Hoffman et al. D21/752
- D538,871 S * 3/2007 Barez et al. D21/759

* cited by examiner

Primary Examiner—Mitchell Siegel

(74) *Attorney, Agent, or Firm*—Troutman Sanders LLP;
James Hunt Yancey, Jr.; Michael J. Brignati

(57) **CLAIM**

The ornamental design for a golf club wood head, as shown and described.

DESCRIPTION

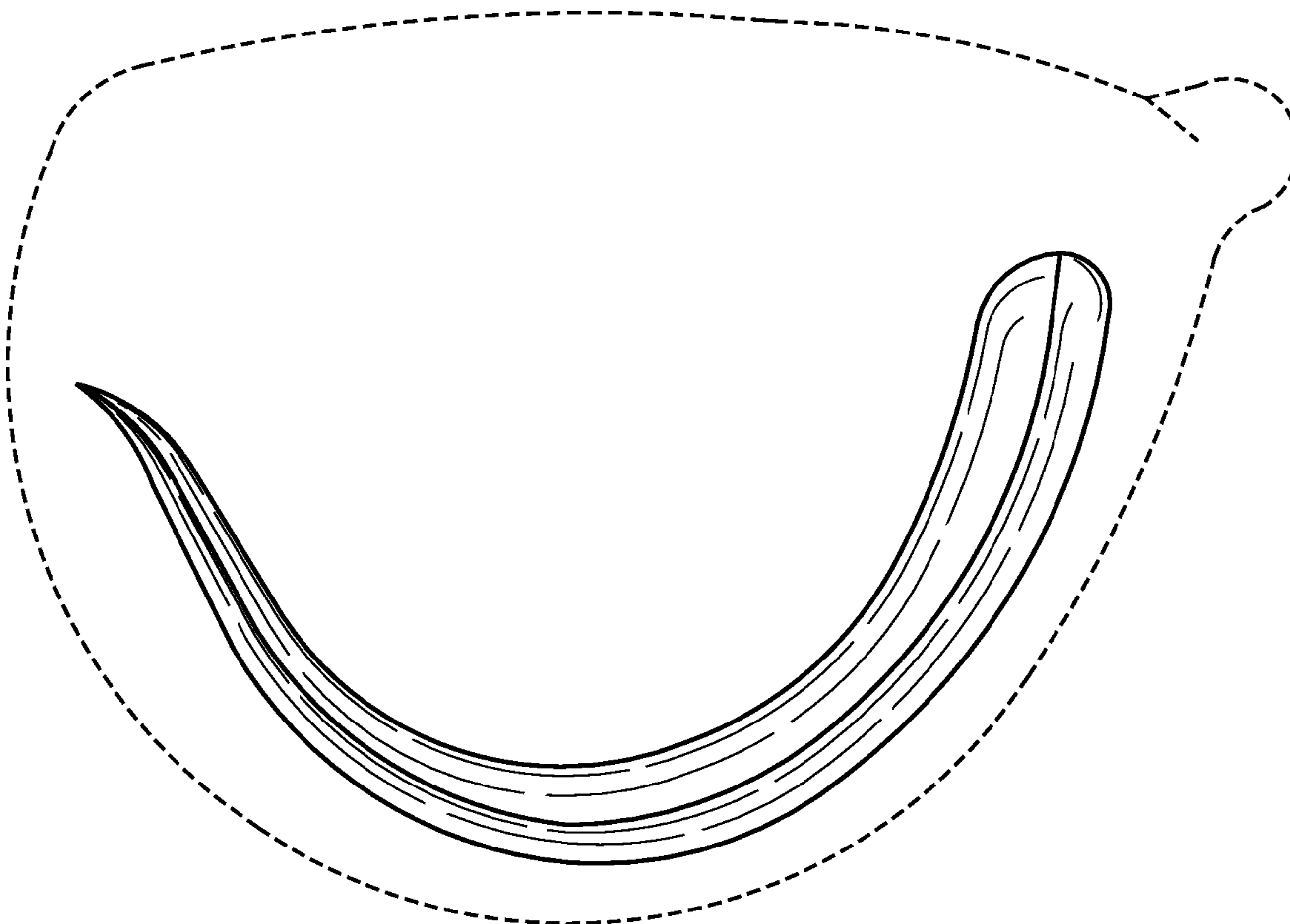
FIG. 1 is a bottom plan view of the golf club wood head showing my design;

FIG. 2 is a rear elevational view thereof; and,

FIG. 3 is a right side elevational view thereof.

The broken line showing is included for the purpose of illustrating and forms no part of the claimed design.

1 Claim, 2 Drawing Sheets



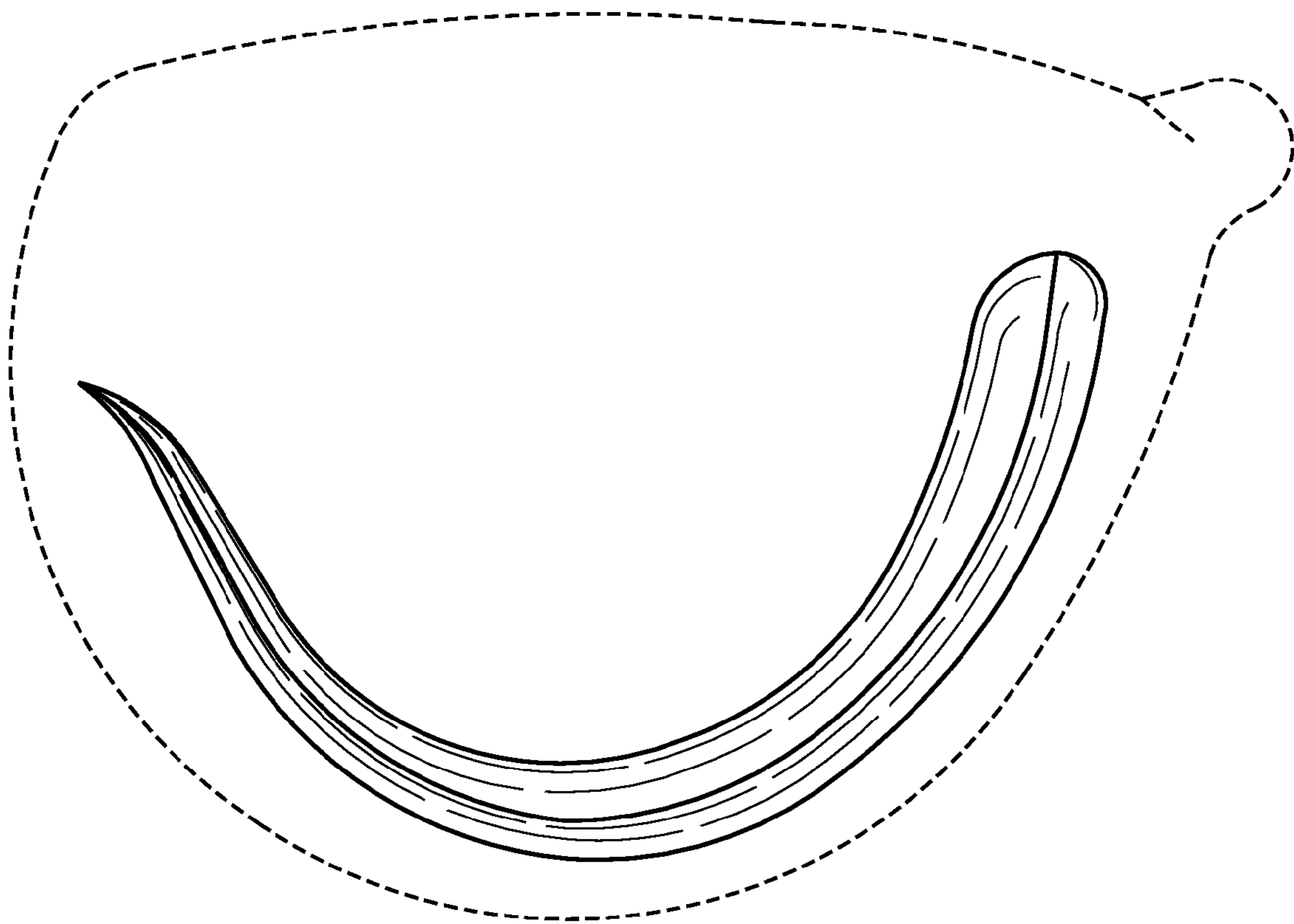


Fig. 1

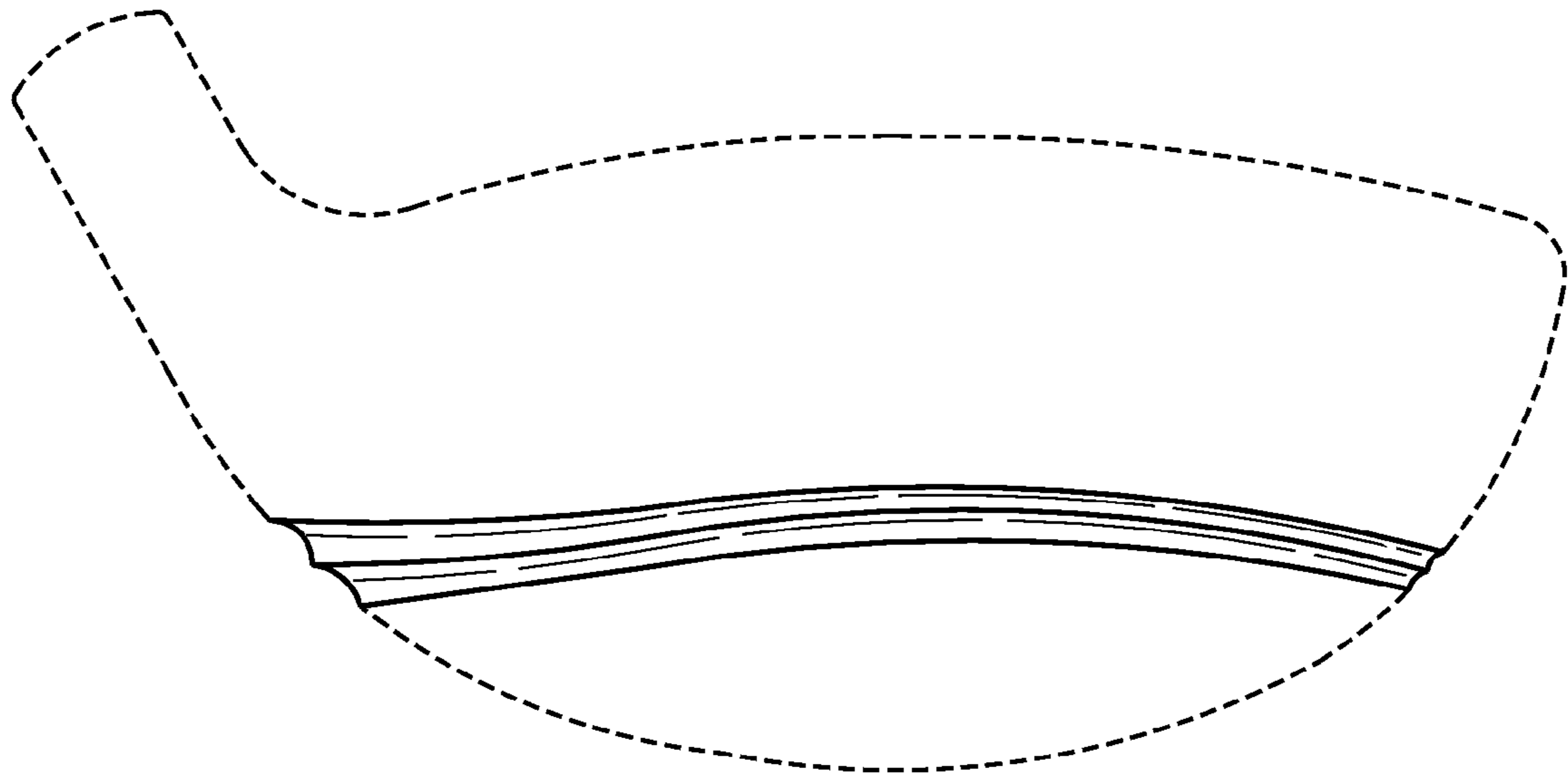


Fig. 2

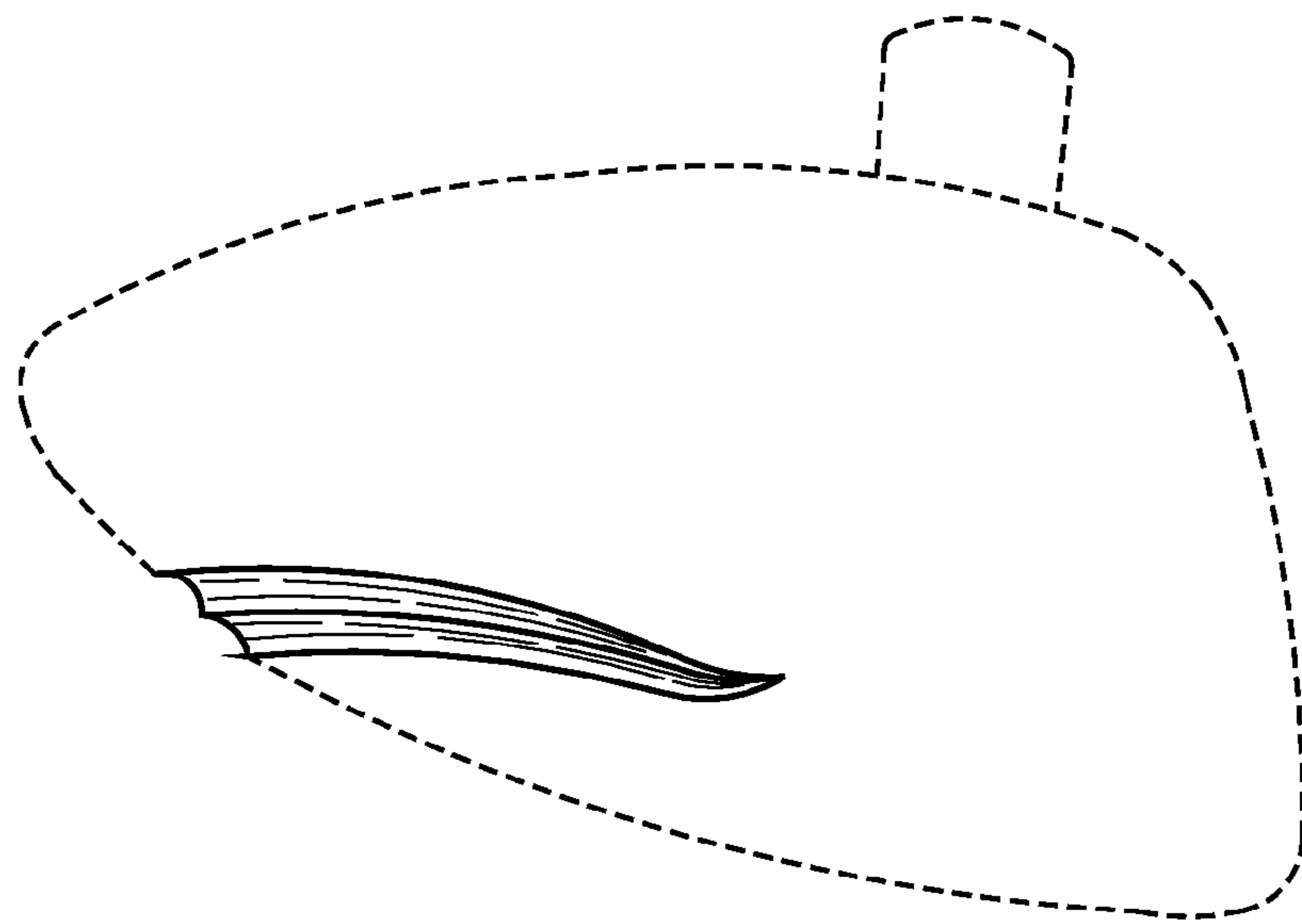


Fig. 3