



US00D564610S

(12) **United States Design Patent**
Chen

(10) **Patent No.:** **US D564,610 S**
(45) **Date of Patent:** **** Mar. 18, 2008**

(54) **GOLF GRIP** D536,048 S 1/2007 Chen D21/756

(75) Inventor: **Ching Chi Chen**, Tainan (TW)

(73) Assignee: **Eaton Corporation**, Cleveland, OH (US)

(**) Term: **14 Years**

(21) Appl. No.: **29/266,931**

(22) Filed: **Oct. 2, 2006**

(51) **LOC (8) Cl.** **21-02**

(52) **U.S. Cl.** **D21/756**

(58) **Field of Classification Search** D21/756;
473/300-303

See application file for complete search history.

(56) **References Cited**

U.S. PATENT DOCUMENTS

D307,169 S	*	4/1990	Aldridge	D21/756
D322,637 S	*	12/1991	Aldridge	D21/756
D424,147 S	*	5/2000	Vela	D21/756
D431,851 S	*	10/2000	Anderson	D21/756
D463,520 S		9/2002	Ulrich	D21/756
D512,758 S	*	12/2005	Tuerschmann et al.	D21/756
D534,602 S		1/2007	Norton et al.	D21/756
D534,603 S		1/2007	Norton et al.	D21/756
D534,604 S		1/2007	Norton et al.	D21/756
D534,605 S		1/2007	Norton et al.	D21/756
D534,606 S		1/2007	Norton et al.	D21/756
D534,607 S		1/2007	Norton et al.	D21/756
D534,975 S		1/2007	Norton et al.	D21/756

OTHER PUBLICATIONS

- U.S. Appl. No. 29/265,657, filed Sep. 6, 2006.
- U.S. Appl. No. 29/266,341, filed Sep. 19, 2006.
- U.S. Appl. No. 29/265,644, filed Sep. 6, 2006.
- U.S. Appl. No. 29/271,471, filed Jan. 19, 2007.
- U.S. Appl. No. 29/271,366, filed Jan. 17, 2007.
- U.S. Appl. No. 11/449,108, filed Jun. 8, 2006.

* cited by examiner

Primary Examiner—Mitchell Siegel

(74) *Attorney, Agent, or Firm*—Daniel S. Kalka

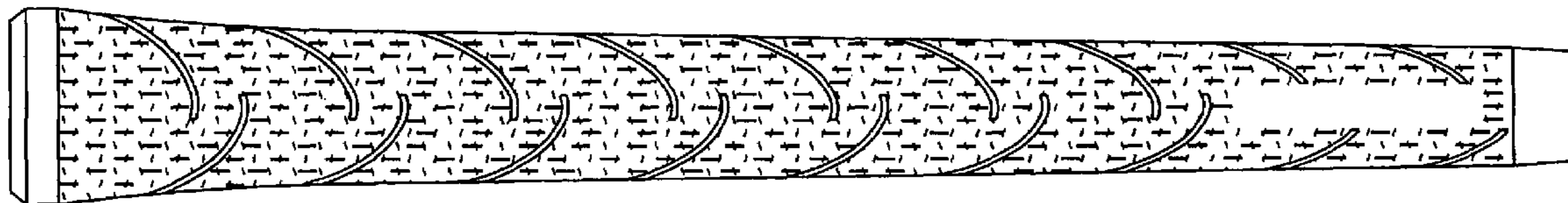
(57) **CLAIM**

The ornamental design for a golf grip, substantially as shown and described.

DESCRIPTION

- FIG. 1 is an elevated perspective view of the golf grip;
- FIG. 2 is a frontal view of the golf grip;
- FIG. 3 is a frontal view of the golf grip viewed in an opposite position.;
- FIG. 4 is a rear view of the golf grip;
- FIG. 5 is a rear view of the golf grip in an opposite position from the view shown in FIG. 4;
- FIG. 6 is a top view; and,
- FIG. 7 is a bottom view.

1 Claim, 3 Drawing Sheets



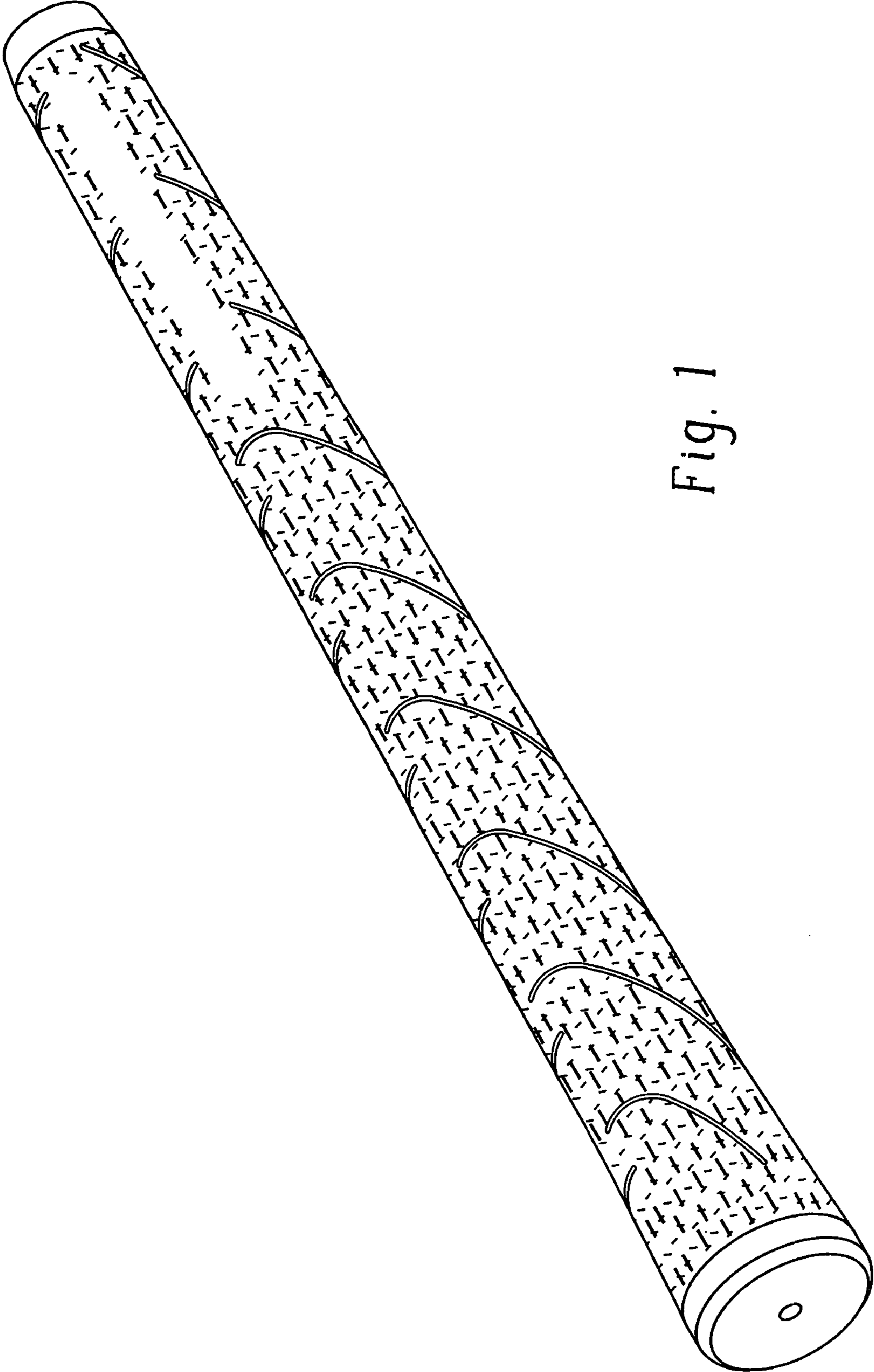


Fig. 1

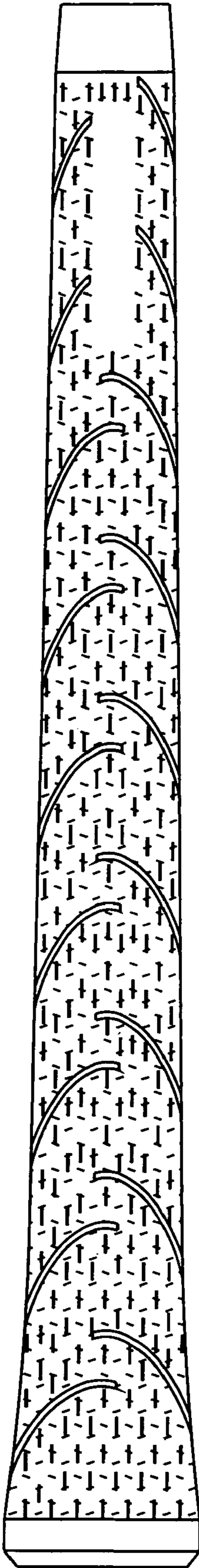


Fig. 2

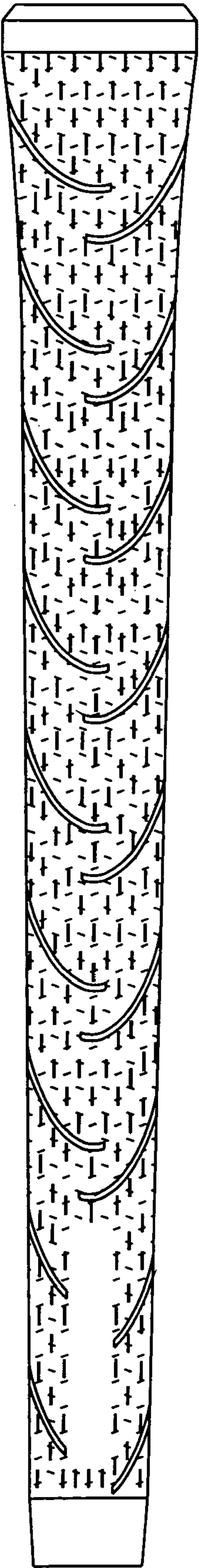


Fig. 3

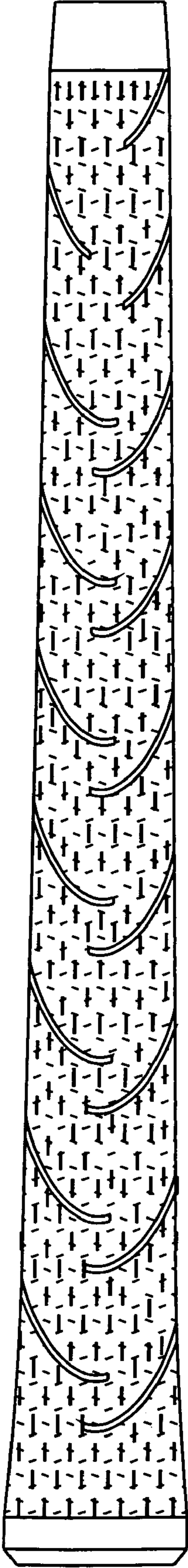


Fig. 4

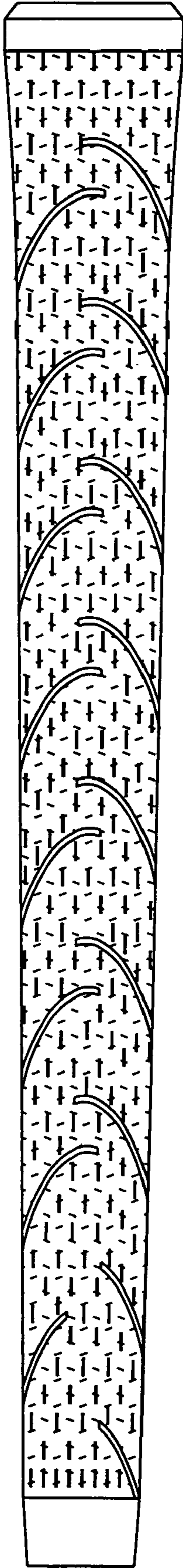


Fig. 5

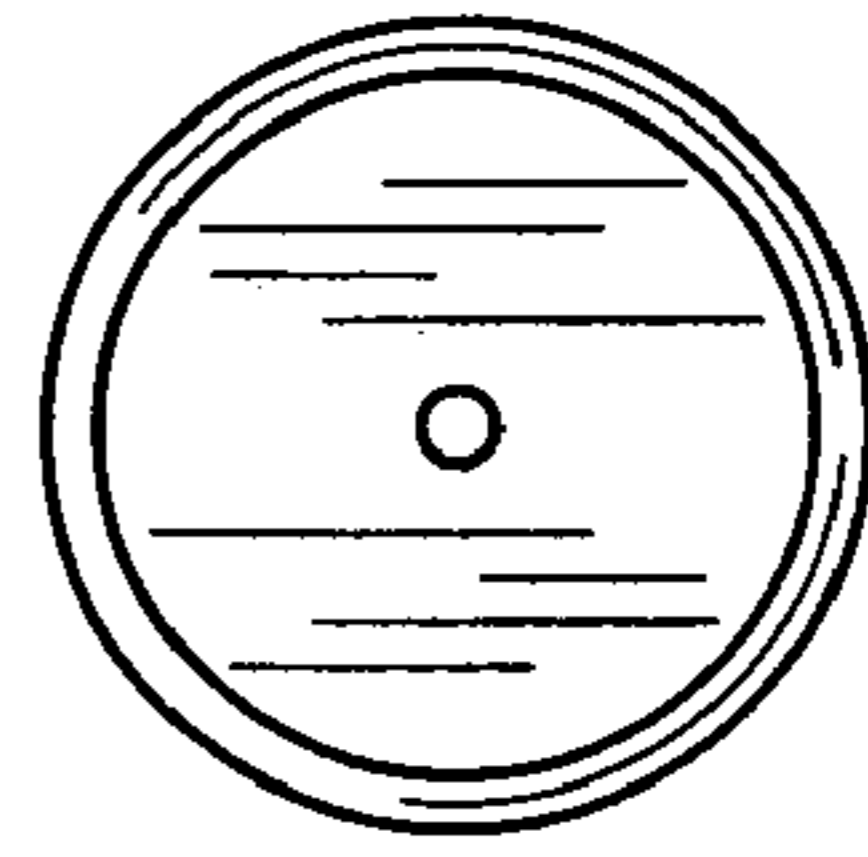


Fig. 6

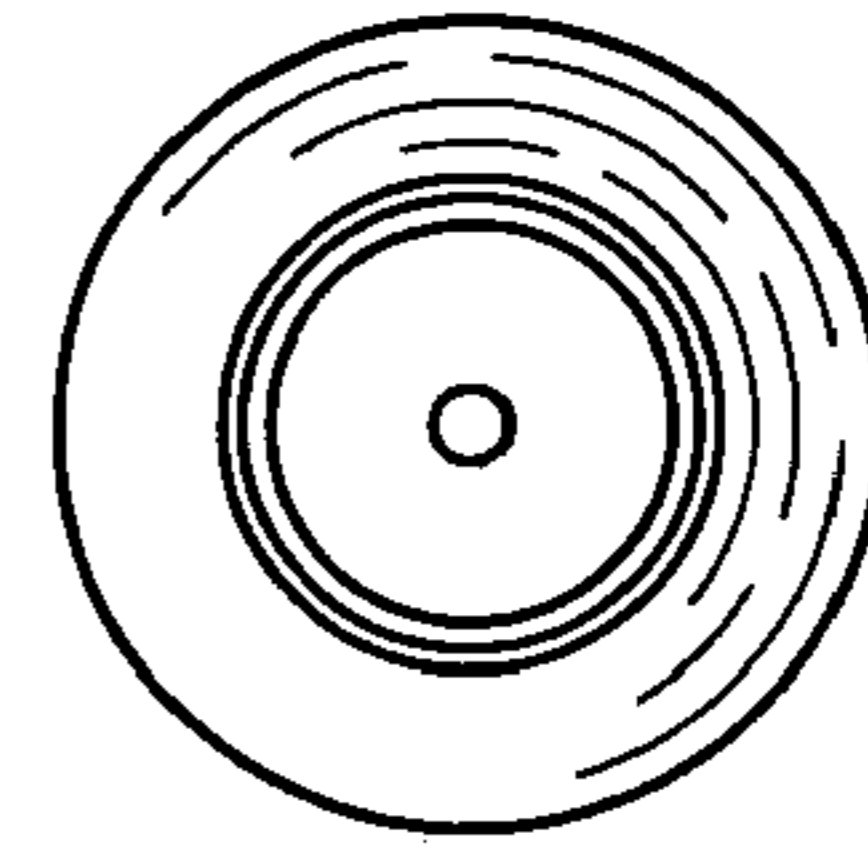


Fig. 7