



US00D564576S

(12) **United States Design Patent**
Larsen

(10) **Patent No.:** **US D564,576 S**
(45) **Date of Patent:** **** Mar. 18, 2008**

(54) **GUITAR PICK**

(76) Inventor: **Douglas Larsen**, 649 Intervale Ct., Highland, MI (US) 48357

(**) Term: **14 Years**

(21) Appl. No.: **29/277,394**

(22) Filed: **Feb. 23, 2007**

(51) **LOC (8) Cl.** **17-03**

(52) **U.S. Cl.** **D17/20**

(58) **Field of Classification Search** D17/18, D17/19, 20, 99; 84/8, 97, 99, 106, 258, 411 P, 84/320-322, 422.3, 460

See application file for complete search history.

(56) **References Cited**

U.S. PATENT DOCUMENTS

- D257,321 S * 10/1980 Voorhees, Jr. D8/356
- D260,529 S 9/1981 Pearse
- D284,969 S * 8/1986 Olovsson D15/126
- D305,311 S 1/1990 Roberts
- D317,171 S 5/1991 Saks
- D336,102 S 6/1993 Hodesh
- 5,419,228 A 5/1995 Garrett et al.
- D364,334 S * 11/1995 Sandstrom et al. D8/354
- 5,587,542 A 12/1996 Everly
- 5,594,189 A 1/1997 Latteri
- 5,610,349 A 3/1997 Fogarty et al.
- D386,222 S * 11/1997 Dunipace D21/443
- 5,796,021 A 8/1998 Longshore
- 5,859,377 A 1/1999 Mackey et al.
- 5,894,097 A 4/1999 Barry
- 6,008,442 A 12/1999 Reidenbach
- 6,040,512 A 3/2000 Polley

- 6,054,643 A 4/2000 Chance et al.
- D441,005 S 4/2001 Partham, Jr.
- 6,342,661 B1 1/2002 Flamm
- 6,417,431 B1 7/2002 Wilkinson
- D466,546 S * 12/2002 Warden D17/20
- D466,954 S * 12/2002 Vodhanel, Jr. D21/443
- 6,590,147 B2 * 7/2003 Kassabian 84/422.1
- 6,835,881 B1 12/2004 Jackson
- D511,081 S * 11/2005 Nara D8/70
- 2004/0139837 A1 7/2004 Oskorep
- 2004/0237753 A1 12/2004 Savage

FOREIGN PATENT DOCUMENTS

EP 0356023 2/1990

* cited by examiner

Primary Examiner—Ian Simmons

Assistant Examiner—R. Johnson

(74) *Attorney, Agent, or Firm*—Howard & Howard Attorneys, P.C.

(57) **CLAIM**

I claim the ornamental design for a guitar pick, as shown and described.

DESCRIPTION

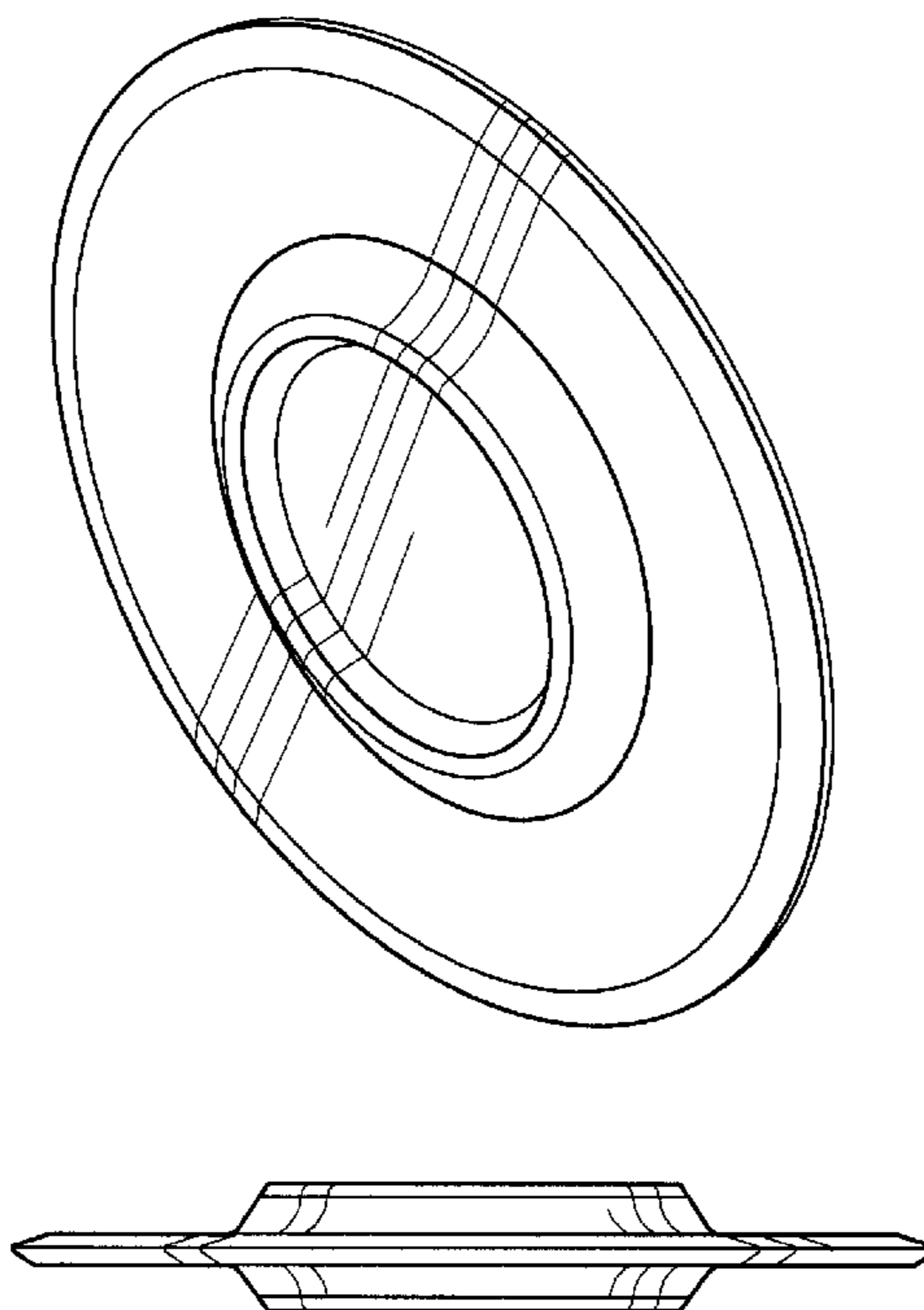
FIG. 1 is a perspective view of a guitar pick showing my new design, having a finger engaging pocket extending upwardly from a major face of the guitar pick;

FIG. 2 is a side elevational view thereof;

FIG. 3 is a top plan view thereof, and,

FIG. 4 is a cross sectional view of the guitar pick of FIG. 3 taken along line 4—4.

1 Claim, 2 Drawing Sheets



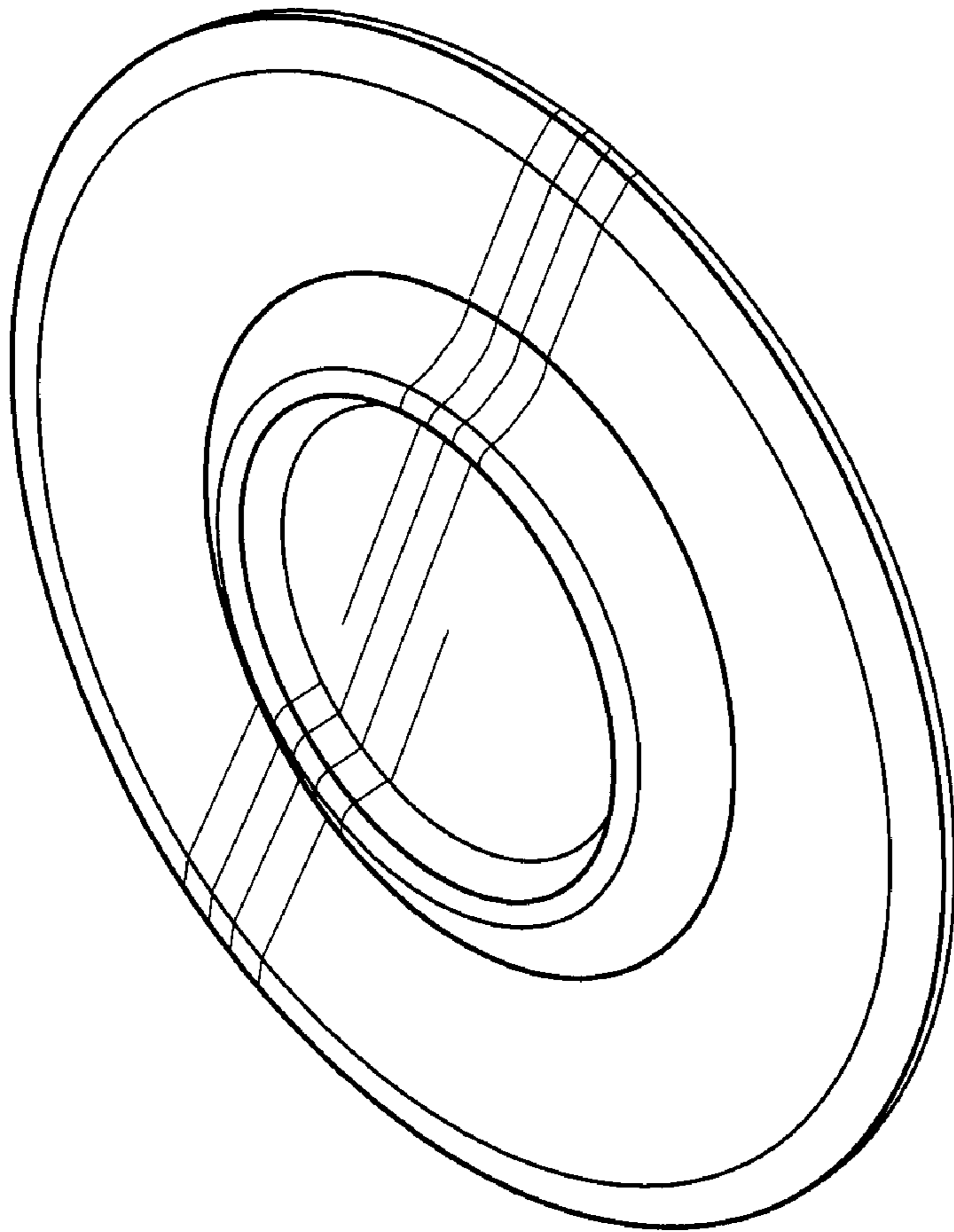


Fig-1




Fig-2

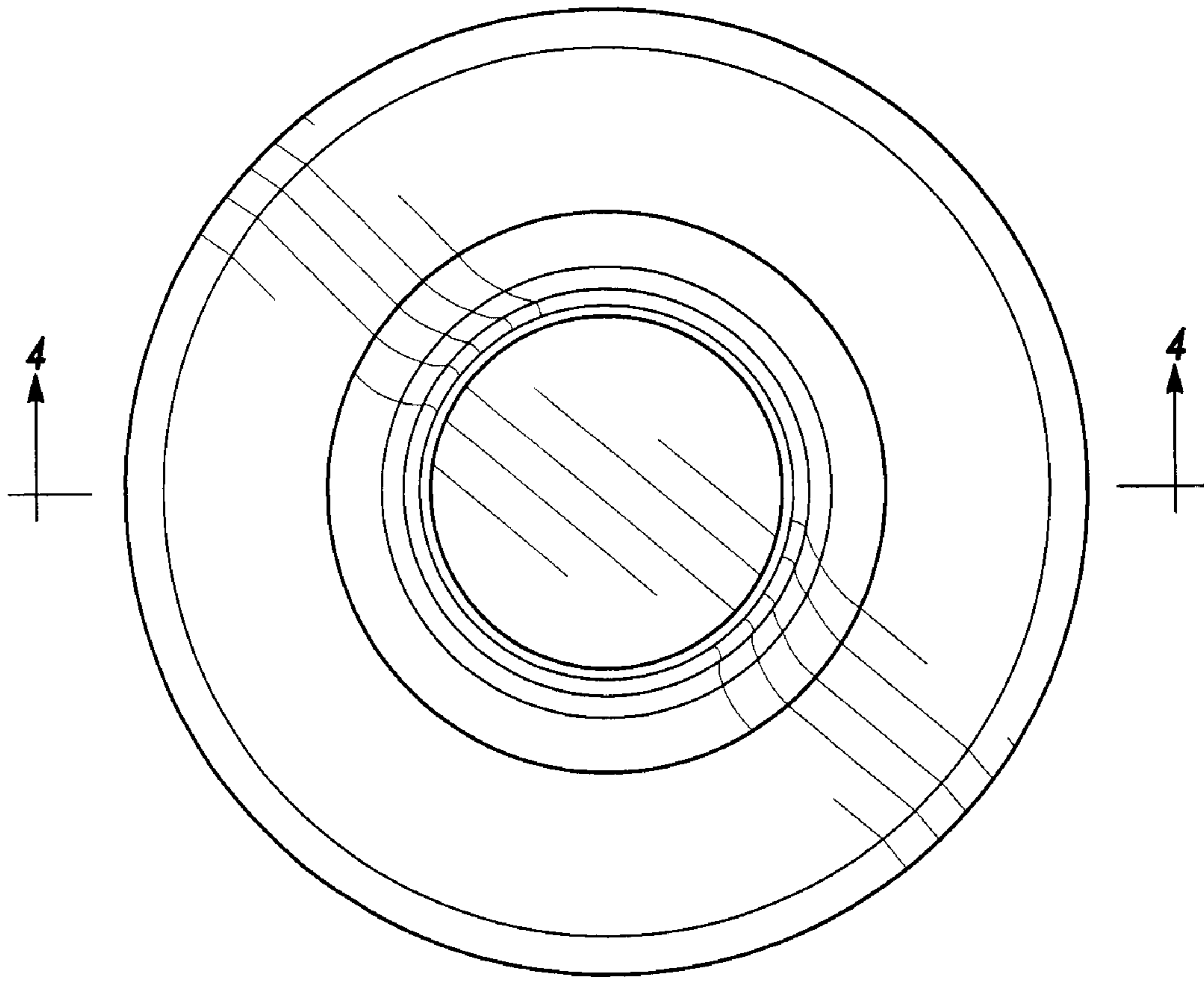


Fig-3

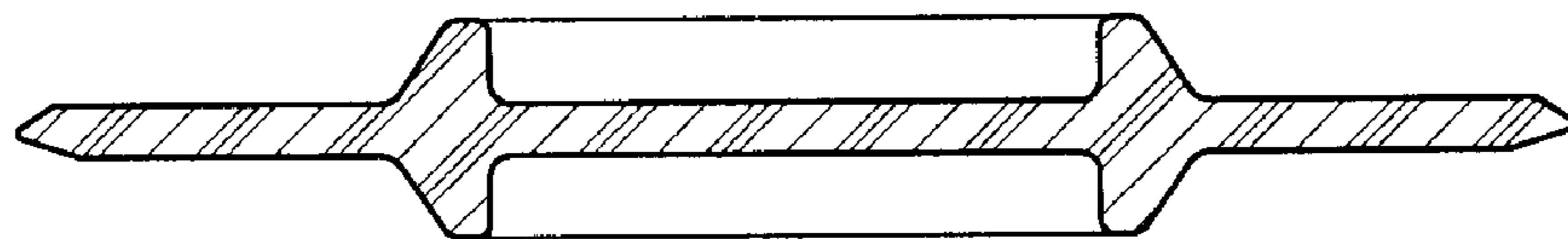


Fig-4